



ISSN: 1817-3195

E-ISSN: 1992-8615



JOURNAL OF
THEORETICAL AND APPLIED
INFORMATION TECHNOLOGY

VOL. 95 NO. 20 – OKTOBER 2017



An International Publication of
LITTLE LION SCIENTIFIC
RESEARCH & DEVELOPMENT
ISLAMABAD PAKISTAN.

111817-0312574



Welcome to Journal of Theoretical and Applied Information Technology

Home

Volumes

Submit Paper

Manuscript Status

Author Guidelines

Editorial Board

**Indexing and
Abstracting**

Subscribe to JATIT

Contact Us

Frequency : Monthly

[Submit Paper / Call for Papers](#)

Journal receives papers in continuous flow and we will consider articles from a wide range of Information Technology disciplines encompassing the most basic research to the most innovative technologies. Please submit your papers electronically to our

Journal of Theoretical and Applied Information Technology published since 2005 (E-ISSN 1817-3195 / ISSN 1992-8645) is an open access International refereed research publishing journal with a focused aim on promoting and publishing original high quality research dealing with theoretical and scientific aspects in all disciplines of Information Technology. JATIT is an international scientific research journal focusing on issues in information technology research. A large number of manuscript inflows, reflects its popularity and the trust of world's research community. JATIT is indexed with major indexing and abstracting organizations and is published in both electronic and print format. All articles are available under [cc by-nc-nd](#) licensing.

All technical or research papers and research results submitted to JATIT should be original in nature, never previously published in any journal or undergoing such process across the globe. All the submissions will be peer-reviewed by the panel of experts associated with JATIT. Submitted papers should meet the internationally accepted criteria and manuscripts should follow the style of the journal for the purpose of both reviewing and editing. Indexing information is found at the indexing and abstracting page of JATIT.

What do we look for in your Research while conducting blind Peer Review

1) Relevance

Its contents have to be of use to anyone practicing one of the disciplines addressed by the journal.

- The paper is relevant to the technical scope of the journal and to the professional interests and activities of its audience.
- Ideally it should present new knowledge or technology that has the potential to help the reader in their professional work as practicing scientists / engineers.

2) Innovation

It should present new knowledge or technology, or analyze previously known facts in a new way.

- A paper should present new knowledge or analyze previously known facts in a new way. Additionally it should take full account of previously published work on its subject.
- A case history is appropriate if it presents the application of existing technology in a new way or in a new location or environment where it has not previously been used and that requires new and previously un-used techniques or analyses.
- A review paper is appropriate if it finds connections between previously unrelated facts or commonality between previously uncompelled facts and results, or makes deductions that give the reader substantiated guidance on the accuracy and applicability of the reviewed analyses.

submission system at http://jatit.org/submit_paper.php in an MSWord, Pdf or compatible format so that they may be evaluated for publication in the upcoming issue. This journal uses a blinded review process; please remember to include all your personal identifiable information in the manuscript before submitting it for review, we will edit the necessary information at our side. Submissions to JATIT should be full research / review papers (properly indicated below main title in case of review paper).

3) Technical Detail

It should be logically sound, and it should give sufficient detail to allow the reader to replicate the work it describes and to assess its applicability to other environments.

- The research design, methods, and analyses are adequately defined and clearly described, well integrated, well reasoned, and appropriate to the aims of the project.
- The paper should present sufficient detail of the application, methods and analyses employed and results achieved to allow the reader to replicate the work described but also to evaluate its applicability to the environment and problems on which they are working.
- Statistical / Analytical tests are appropriate and the assumptions underlying the use of statistics are fulfilled by the data.
- The statistics are reported correctly and appropriately.

4) Presentation and Documentation

It should present clearly and concisely in the JATIT's standard format all relevant data and information to support the conclusions and to indicate their limitations.

- The text is well written and easy to follow.
- The introduction builds a logical case and context for the problem statement.
- The problem statement is clear and well articulated.
- The data reported are accurate (e.g., the numbers add up) and appropriate; tables, graphs and figures are used effectively and agree with the text.
- The amount of data presented is sufficient and appropriate.
- Results are presented effectively; the interpretations of the results are appropriate and the conclusions accurate.
- The conclusions are clearly stated and follow from the design, methods, and results; the justification of conclusions is well articulated.
- The study limitations are discussed.
- Statistical differences are distinguished from meaningful differences.
- Practical significance or theoretical implications are discussed.
- Reference citations are complete, accurate and up-to-date. The number of references is appropriate and their selection is judicious.

5) Professional Conduct ([Responsibility of Authors](#))

It must avoid commercialism and plagiarism, and must not have been published previously.

- There are no commercial references.
- There are no instances of plagiarism.
- Ideas and materials of others are correctly attributed.
- Substantial portions of the data or study should not have been previously published.

All peer review is now based on the above criterion for all submitted manuscripts

Scope of Journal of Theoretical and Applied Information Technology

- Information systems
- Artificial Intelligence
- Distributed Systems
- Genomics-IT & Bioinformatics
- AI & Expert systems
- Database Systems
- IOT & Big DATA
- Computing Languages & Algorithms
- Computer Networks & Communications
- Control Systems & Engineering
- System Software
- Computer Architecture
- System & Software Engineering
- Internet and Web
- Software Process and Life Cycle
- Software Testing & Quality assurance
- Information Technology Implementation
- E-commerce & M-Commerce
- Computing Systems
- Systems Engineering



Welcome to Journal of Theoretical and Applied Information Technology

[Home](#)

[Volumes](#)

[Submit Paper](#)

[Manuscript Status](#)

[Author Guidelines](#)

[Editorial Board](#)

[Technical Board](#)

[Indexing and
Abstracting
Subscribe to JATIT](#)

[Contact Us](#)

[Editorial Board](#)

PATRON

Prof. Niaz Ahmad

FCE, MOE, Islamabad, PAKISTAN

EDITOR IN CHIEF

Dr. Imran Babar

HOD SE, APCOMS, Rawalpindi PAKISTAN

EDITORIAL BOARD

Dr. CHRISTOS GRECOS

School of Computing, Engineering and Physical Sciences, University of Central Lancashire, Preston PR1 2E, UNITED KINGDOM.

Dr. YUSUF PISAN

Department of Software Engineering, Faculty of Information Technology, University of Technology, Sydney, AUSTRALIA.

Dr. YUXIN MAO

School Of Computer & Information Engineering Zhejiang Gongshang University, CHINA

Dr. MUHAMMAD SHER

Faculty of Basic and Applied Sciences, Department of Computer Science, International Islamic University, Islamabad. PAKISTAN.

Dr. ZARINA SHUKUR

Computer Science Dept., Fakulti Teknologi dan Sains Maklumat, University Kebangsaan Malaysia, 43600 Bangi, MALAYSIA.

Dr. CHRISTEL BAIER

Faculty of Computer Science, Institute for Theoretical Computer Science, Technical University Dresden,

GERMANY.

Dr. NOR AZAN MAT ZIN

Department of Information Science, Faculty of Information Science & Technology, National University of Malaysia (UKM) 43600 UKM BANGI, MALAYSIA.

Dr. KHAIRUDDIN BIN OMAR

Faculty of Information Science and Technology, Universiti Kebangsaan Malaysia, 43600 Bangi Selangor Darul-Ehsan, MALYSIA.

Dr. TENGKU MOHD. BIN TENGKU SEMBOK

Faculty of Information Science and Technology Universiti Kebangsaan, Malaysia, 43600 Bangi Selangor Darul-Ehsan, MALYSIA.

Dr PRABHAT K. MAHANTI

Department of Computer Science and Applied Statistics (CSAS), Hazen Hall Room 311, University of New Brunswick, Saint John, New Brunswick, CANADA.

Dr. R. PONALAGUSAMY

Department of Mathematics, National Institute of Technology, Tiruchirappalli, Tamil Nadu, INDIA.

Dr. NITIN UPADHYAY

Computer Science & Information Systems Group, Birla Institute of Technology and Science (BITS), Pilani-Goa Campus, NH-17B Bypass Road, ZuariNagar, Goa, INDIA.

Dr. A. SERMET ANAGN

Eskisehir Osmangazi University, Industrial Engineering Department, Bademlik Campus, 26030 Eskisehir, TURKEY.

Dr. YACINE LAFIFI

Department of Computer Science, University of Guelma, BP 401, Guelma 24000, ALGERIA.

Dr. JAYANTHI RANJAN

Institute of Management Technology, Raj Nagar, Ghaziabad, Uttar Pradesh, INDIA

Dr. ADEL M. ALIMI

National Engineering School of Sfax (ENIS), University of SFAX, TUNISIA

Dr. SIKANDAR HAYAT KHIYAL

Faculty of Computer Sciences, Preston University, Islamabad, PAKISTAN

Dr. ADEL MERABET

Department of Electrical & Computer Engineering, Dalhousie University, Halifax, CANADA

DR. HEMRAJ SAINI

CE&IT Department, Higher Institute of Electronics, Bani Walid. LIBYA

Dr. MAUMITA BHATTACHARYA

SOBIT, Charles Sturt University, Albury - 2640, NSW, AUSTRALIA

Dr. SEIFEDINE KADRY

Lebanese International University, LEBONON

Dr. AIJUAN DONG

Department of Computer Science, Hood College Frederick, MD 21701. USA

Dr. S.S.RIAZ AHAMED

Mohamed Sathak Engineering College, Kilakarai, & Sathak Institute of Technology, Ramanathapuram ,
Tamilnadu, INDIA

Dr. ZURIATI AHMAD ZUKARNAIN

University Putra Malaysia, MALAYSIA

Dr. CHELLALI BENACHAIBA

University of Bechar, ALGERIA

Dr. MOHD NAZRI ISMAIL

University of Kuala Lumpur (UniKL) MALYSIA

Dr. VITUS SAI WA LAM

The University of Hong Kong, CHINA

Dr. WITCHA CHIMPHLEE

Suan Dusit Rajabhat University, Bangkok, THAILAND

Dr. SIDDHIVINAYAK KULKARNI

University of Ballarat, Ballarat, AUSTRALIA

Dr. S. KARTHIKEYAN

Caledonian College of Engineering, OMAN

Dr. DRAGAN R. MILIVOJEVIĆ

Mining and Metallurgy Institute Bor Zeleni bulevar 35, 19210 Bor, SERBIA

Dr. ABDUL AZIZ

Professor of Computer Science, University of Central Punjab, PAKISTAN

Dr.P.DANANJAYAN

Professor, Department of ECE, PEC, Puducherry, INDIA.

Dr. E. SREENIVASA REDDY

Principal - Vasireddy Venkatadri Institute of Technology, Guntur, A.P., INDIA

Dr. SANTOSH DHONDOPANT KHAMITKAR

Ramanand Teerth Marathwada University, Nanded. Maharashtra 431605, INDIA

Dr. M. IQBAL SARIPAN

(MIEEE, MInstP, Member IAENG, GradBEM)

Dept. of Computer and Communication Systems Engineering, Faculty of Engineering, Universiti Putra MALAYSIA

Dr. E. SREENIVASA REDDY

Principal - Vasireddy Venkatadri Institute of Technology, Guntur, A.P., INDIA

SHAHBAZ GHAYYUR

Faculty of Basic and Applied Sciences, DCS&SE, International Islamic University, Islamabad. PAKISTAN.

Dr. T.C.MANJUNATH,

Professor & Head of the Dept., Electronics & Communication Engg. Dept,
New Horizon College of Engg., Bangalore-560087, Karnataka, INDIA.

Dr. Nacer Eddine ZAROUR

LIRE Laboratory, Computer Science Departement, University Mentouri of Constantine (UMC), ALGERIA

Dr. RIKTESH SRIVASTAVA

Assistant Professor, Information Systems, Skyline University P O Box 1797, Sharjah, UAE

Dr. Mohd ZAINAL ABIDIN AB KADIR, PhD, MIEEE

Centre of Excellence on Lightning Protection (CELP)

Dept. of Electrical and Electronics Engineering, Faculty of Engineering, UPM, Selangor, MALAYSIA

Dr. OUSMANE THIARE

Gaston Berger University, Department of Computer Science, UFR S.A.T
BP 234 Saint-Louis, SENEGAL

Dr. SIDDHIVINAYAK KULKARNI

Graduate School of Information Technology and Mathematics University of Ballarat AUSTRALIA

Dr. BONNY BANERJEE

Senior Scientist Audigence, FL, USA, The Ohio State University, Columbus, OH, USA

Dr. NICKOLAS S. SAPIDIS

Department of Mechanical Engineering, University of Western Macedonia Kozani GR-50100, GREECE.

Dr. NAZRI BIN MOHD NAWI

Software Engineering Department, Faculty of Science Computer Information Technology, Universiti Tun Hussein Onn
MALAYSIA

Dr. JOHN BABALOLA OLADOSU

Ladoke Akintola University of Technology, Ogbomoso, NIGERIA

Dr. ABDELLAH IDRISSE

Department of Computer Science, Faculty of Science, Mohammed V University - Agdal, Rabat, MOROCCO

Dr. AMIT CHAUDHRY

University Institute of Engineering and Technology, Panjab University, Sector-25, Chandigarh, INDIA

Dr. ASHRAF IMAM

Aligarh Muslim University, Aligarh-INDIA

Dr. MUHAMMAD UMER KHAN

Department of Mechatronics, Faculty of Engineering, Air University, Islamabad. PAKISTAN

Dr. MOHAMMED ALI HUSSAIN

Dept. of Computer Science & Engineering, Sri Sai Madhavi Institute of Science & Technology,
Mallampudi,
Rajahmundry, A.P, INDIA

Dr. KHALID USMANI

Department of Computer Science, Arid Agriculture University, Rawalpindi, PAKISTAN.

Dr. GUFRAN AHAMD ANSARI

Qassim University, College of Computer Science, Ministry of Higher Education, Qassim University,
KINGDOM OF SAUDI ARABIA

Dr. Defa Hu

School of Information, Hunan University of Commerce, Changsha 410205, Hunan, P. R. of CHINA

Dr. Imran Babar

HOD Software Engineering, APCOMS, Rawalpindi Pakistan

Dr. GHADI Abderrahim

Computer Sciences Department, Faculty of Sciences and Techniques, Ancienne Route de l'Aéroport, Km
10, Ziaten. BP 416.

Tanger - MOROCCO

Dr. Hamid Ali Abed Al-Asadi

Head of Computer Science Department, Faculty of Education for Pure Science, Basra University, Basra, IRAQ.

Shahzad A. Khan (Linguist)

Lecturer English IMCB, FDE Islamabad.

(Managing Editor/Linguist & In-charge Publishing)

Journal of Theoretical and Applied Information Technology

****You can join the elite panel of JATIT as member technical editorial board if you hold a PhD in computing and have at-least 10 publications in International Journals/Conferences. Please drop your CV at managing_editor_at_jatit.org. Members lists and requests are reviewed at the end of every year in regional advisory panel meeting.**

ANALYSIS AND REDUCTION OF TIME SHIFT BETWEEN SENDING AND RECEIVING ON DATA ACQUISITION USING SMS GATEWAY SYSTEM

¹WARSITO, ¹GURUM A. PAUZI, ¹AMIR SUPRIYANTO, ¹BERLI L. PUTRA, ²LAZUARDI UMAR, ¹SW. SUCIYATI

¹Department of Physics, Faculty of Mathematics and Natural Sciences,
University of Lampung, Bandar Lampung – Indonesia

²Department of Physics, Faculty of Mathematics and Natural Sciences,
University of Riau, Pekanbaru - Indonesia

*E-mail: warsito@fmipa.unila.ac.id

ABSTRACT

This paper presents the data acquisition system of water level measurements using short message service (SMS) gateway at frequency of Global System for Mobile communication (GSM) ranging from 900 MHz to 907.5 MHz. We use the HC-SR04 ultrasonic transducer with a frequency of 40 kHz and a measurement range up to 5 m for water level detection. The output of the water level measurement are shown in LCD monitor, stored in microSD, and transferred to mobile phone by SMS gateway system. The data transmission using SMS gateway is realized using two models, namely the scheduled and requested transmission. The analysis of the data transmission using SMS gateway shows the time shift due to the transmission process for about 25 seconds. The modem processing time called the time-shift occurs due to the processing, transmission, and receiving data into information. To reduce this time-shift, we designed the commands in the program by creating and transmitting to a single information model. The average time reduction of time-shift decreases to about 4.15 seconds for 30 mobile phone number. The overall analysis of data acquisition system shows good results and efficient.

Keywords: Data Acquisition, Water Level, Real Time, On Line, Sms Gateway

1. INTRODUCTION

There are many studies that apply the internet and short message service (SMS) gateway for online and the real time data acquisition system. The time-shift in real time and online data acquisition system is the important parameter. It is inconvenient if we use the data acquisition system in long time period of measurement and also it is not suitable in early warning system [1]. Data acquisition and simulation of flood dispersion using Bayesian network model have been proposed and gives a better result with the precision of 0.992 [2].

The software development of SMS gateway system for general purposes [3 – 5] and for data acquisition has been developed [6 – 11]. The generic system of SMS gateway has been also developed for easily access to a data base system [3]. The architectural design of the SMS gateway system has been improved for the dissemination of

information for a lot of phone numbers and also for commercial purposes [4].

The health monitoring system using SMS gateway has also been developed [9]. If the value of patient health parameters being monitored has exceeded a certain threshold, the system sends an SMS to the server and an action will be carried out by the medicine team. The SMS control system can be checked in a database table saved in the computer server. If the message has been sent, it is sufficient to operate all instructions through the computer server. To verify that the message has been sent and received by the client of mobile phone number, it can also be accessed from the data base system using on-line internet system.

The data acquisition system using Global System for Mobile (GSM) module for measuring environmental parameters such as wind speed, temperature, and humidity have been developed [6], [10]. They have designed an instrument to

calculate the number of flies caught in traps; their instrument has 78.1% of accuracy. The data obtained is then stored in the data base system of the host control platform (HCP) and sent by using SMS to the destination telephone number [6]. The GSM system in data acquisition has been also widely used in monitoring the state of apparatus installed in remote areas, for example, the monitoring of a water pump system based on solar cells [7].

Monitoring and control of climate parameters for example temperature, humidity, and groundwater, in the greenhouse system can be done using SMS gateway system [8]. The development of integrated multi-sensor in the data transmission using the wireless system has been developed for monitoring the value of air pressure, humidity, and air temperature applied in Kenya [11]. The data storage system using a microSD and a computer server is done every 30 minutes, and the monitoring system in real time and online is shown using a web system. The synchronous acquisition method has been just developed in the DOS-CDMA scheme in Software Definable Radio Networks (SDRNs), and the computer simulation has shown a 95% reduction time of synchronous acquisition compared to the sliding correlation method [12].

The previous studies in the use of SMS gateway for the data acquisition system as described above [3 – 11], has not analyzed the efficiency associated with the time-shift required for sending and receiving SMS. Recently, the simulation by compressing the data has been improved in the application of the cognitive radio sensor networks with a view to ensure an increased throughput in a mobile environment [13]. Therefore, this research describes the analysis of time-shift required for transmitting the information data acquisition using SMS gateway system. The time-shift as a function of the recipient's mobile phone number will also be analyzed as well as methods to accelerate the delivery of information will be discussed.

2. MATERIALS AND METHODS

Figure 1 illustrates a schematic of realized hardware design and the realized circuit is shown in Figure 2. Firstly, the river water level is acquired using HC-SR04 ultrasonic transducer. The output of HC-SR04 ultrasonic transducer is connected to PB0 and PB1 of ATmega16 microcontroller port (marked 'a' in Figure 2). The ultrasonic transducer can measure water level up to 500 cm with a vertical resolution of 3 mm. The transducer still

provides a water level response appropriately for the angular angle between the ultrasonic transmitter and receiver up to 15°.

The calibration and linearization system of the ultrasonic transducer response is the segmentation linearization model, as we have previously realized [14].

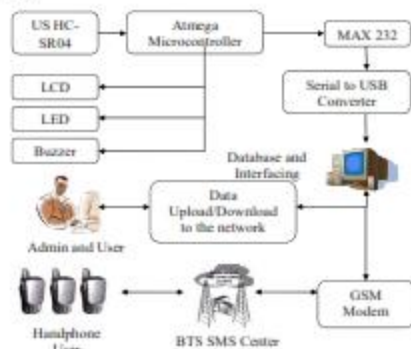


Figure 1: Design of Data Acquisition System Using SMS Gateway.

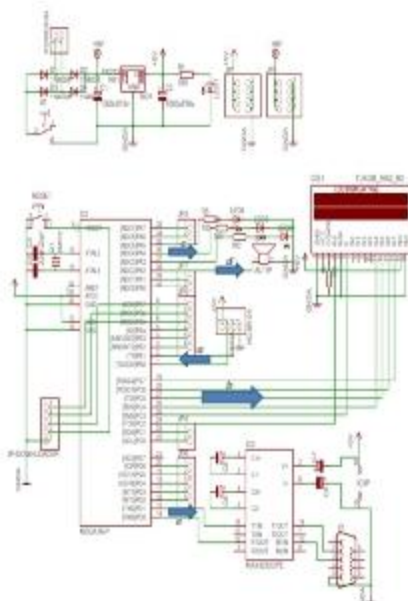


Figure 2: The Realized Circuit of System.

As shown in Figure 2, the principal signal output of microcontroller is connected to four signal outputs; displayed on the 16x2 LCD screen (marked by 'b'); LED indicator (marked by 'c'); buzzer (marked by 'd'); and connected to the server computer (marked by 'e'). The data is serially transferred to the computer server using USB serial communication system, and before we employ the MAX3232 IC for adapting to TTL voltage level. A Huawei E352 "modem" (modulator – demodulator) and MovimaxQ200 type are assembled to connect the computer server to internet and GSM network at ranged frequency from 900 MHz to 907.5 MHz.

The design of software in computer server is shown in Figure 3. The operating system of server computer is the Windows 7 Ultimate 32 bit Service Pack 1 OS and has three main programs:

- (i) the interfacing program for data acquisition using Visual Basic 6.0.

The program below is part of the program stored in the microcontroller to transmit water level data to the computer.

```
On Urx: Baca_serial
'Jika ada data serial masuk, baca sub baca_serial
Enable Urx:
Enable Interrupts
Loop
Baca_serial:
Disable Urx:
Disable Interrupts
Datas = Inkey()
Input Datas Noecho
'Baca input data serial
Dke = Mid(datas, 1, 1)
```

- (ii) the database program using MySQL,

To connect the driver interfacing application with the database storage media, MYSQL, then to connect between the two required a special program that must exist in the driver application program. In order for VB programming to connect with the MYSQL database must be added *library*. The library used is MySQL connector ODBC version 3.51.

- (iii) the web application and SMS system program.

This web application is built using the PHP programming language as well as XAMPP as its local host provider. The testing web system applications have been done using Mozilla Firefox applications that have been

installed on the computer. We can also use other browser applications, such as Internet Explorer, Google Chrome, Safari, etc. This test is done with two stages, namely testing web pages used by the user/client and web pages used by the administrator.

The data acquisition program is implemented using Visual Basic 6.0 compiler, while the PHP, MySQL, and Apache are used for the database program. For web design program, we use Adobe Dreamweaver CS5 program. The SMS gateway system has been realized by using Gammu 1.32.0 application.

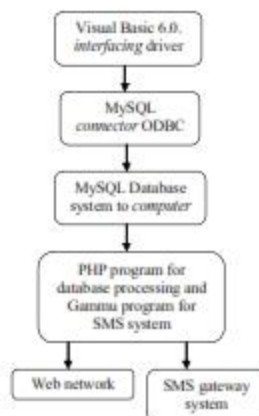


Figure 3: Flowchart of Software Design in Server Computer.

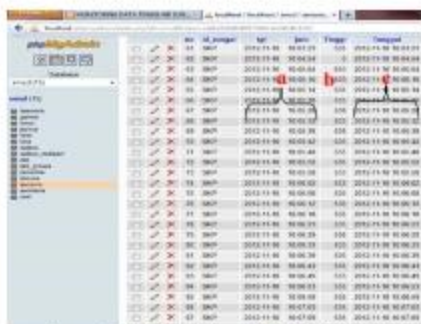
The Visual Basic (VB) 6.0, as interfacing driver has been programmed to manage data communication between the data acquisition hardware to the server computer. The routine of software implemented include the real time data of water level obtained by 40 kHz ultrasonic transducer type HC-SR04. The transducer of river water level has been clearly characterized and has 0.01 m resolution for 0 to 5 m measurement range [15].

3. RESULTS AND DISCUSSION

3.1. Interfacing and Data Base System

The USB port of computer server is used to receive a serial data controlled in 9600 of the transfer speed, while the transferred data has 8-bits data and completed by 1 bit of stop. To realize this

serial communication, the MSComm in VB is initially in enable position. In order to connect the MySQL database to the computer server, the library of VB must be added by using the MySQL ODBC connector version 3.51. The time delay for data retrieving and storing can be arranged in accordance with the purposes of the data processing.



NO	DATE	TIME	LEVEL (cm)	
01	2012/12/19	15:54:28	536	
02	2012/12/19	15:54:29	511	
03	2012/12/19	15:54:30	510	
04	2012/12/19	15:54:31	511	
05	2012/12/19	15:54:32	511	
06	2012/12/19	15:54:33	511	
07	2012/12/19	15:54:34	512	
08	2012/12/19	15:54:35	512	
09	2012/12/19	15:54:36	512	
10	2012/12/19	15:54:37	512	
11	2012/12/19	15:54:38	512	
12	2012/12/19	15:54:39	512	
13	2012/12/19	15:54:40	512	
14	2012/12/19	15:54:41	511	
15	2012/12/19	15:54:42	512	
16	2012/12/19	15:54:43	512	
17	2012/12/19	15:54:44	512	
18	2012/12/19	15:54:45	516	
19	2012/12/19	15:54:46	517	
20	2012/12/19	15:54:47	519	

Figure 4: The Table View on MySQL Database.

Figure 4 presents the water level value, marked by "(b)" taken from MySQL database in computer server. The obtained principal data are the water level value acquired in real time. Using table in Fig. 3, the timing of receiving data, marked by "(a)" and the timing for data storage, marked by "(c)", show the same value indicating that the data processing in the computer server is working in high speed less than 1 second. The storage data in the computer server will be actually the real data value shown in the web system and acquired for SMS gateway system. The storing system of water level value on micro SD is actually done every second and stored in the *.txt extension form, as shown in Figure 5.

NO	DATE	TIME	LEVEL (cm)
0148	2012/12/19	15:54:28	536
0149	2012/12/19	15:54:29	511
0150	2012/12/19	15:54:30	510
0151	2012/12/19	15:54:31	511
0152	2012/12/19	15:54:32	511
0153	2012/12/19	15:54:33	511
0154	2012/12/19	15:54:34	512
0155	2012/12/19	15:54:35	512
0156	2012/12/19	15:54:36	512
0157	2012/12/19	15:54:37	512
0158	2012/12/19	15:54:38	512
0159	2012/12/19	15:54:39	512
0160	2012/12/19	15:54:40	512
0161	2012/12/19	15:54:41	516
0162	2012/12/19	15:54:42	517
0163	2012/12/19	15:54:43	519

Figure 5: The Stored Data of Water Level Value in the MicroSD.

3.2. Analysis of Water Level Responses in Real Time and On Line System

We have performed the ultrasonic transducer characterization by using the calibrated water level measurement. We have compared the water level displayed on LCD with the real water level, as shown on Figure 6.

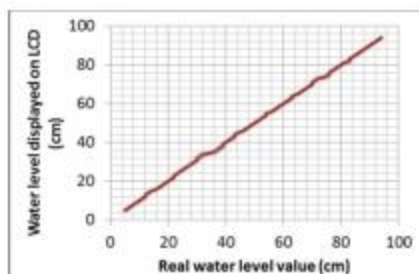


Figure 6: Calibration Graph of Ultrasonic Transducer.

The linear equation of realized transducer is given by this equation:

$$y = 0.9936x + 0.517 \quad (1)$$

We have stored the equation 1 in the microcontroller, in order to obtain the linear response of ultrasonic transducer.



Figure 7: Real Time and On Line Graph of River Water Level Displayed on the Client Computer.

Figure 7 is a real time graph of river water level monitoring shown in the client computer. On the monitoring page shows a graph of the apparent changes of river water level, which is the latest 40 data detected by the transducer. On the graph displays the status of the water level of the river, it is seen that the water level of the river is 535 cm with a secure status. The PHP program used to display the graph is as follows:

```
<p align="center" class="style2"></p>
</php>
```

```

Echo <font face=timesi size=5><a
href="http://localhost/aiain/lihat
rekam.php?id='.$kdata.'">Data</a>';
?>
<?php
$kdato=$GET["id"];
$hasil = "SELECT * FROM sensora WHERE tgl
= '$kdato' order by jam desc";
$db_query = mysql_query($hasil) or
die("Query gagal");

```

3.3. Analysis of SMS Gateway System

For the data transmission system using SMS gateway, we have created a program on a server computer that serves for sending SMS to recipient's mobile phone number and recording the time of delivered data to inform that the data has been received. In this section, it will be analyzed two types of SMS gateway, firstly the scheduled SMS method and secondly, the requested SMS method.

In the admin menu, there are several additional pages, such as pages for manually recipient form of recipient data information via SMS, recipient list table information via SMS, pages containing incoming messages, outgoing messages and sent messages. The program used to create this form is as follows:

```

<form id = "form1" name = "form1"
method = "post"
Action = "input_penerima.php">

```

The above program is a declaration of form types, form names and methods used and action when the form is executed. When the save button on the form is clicked, then the program will call the program input_penerima.php.

3.3.1. Scheduled SMS method

The SMS using the scheduled method is realized by sending the water level value at a specific time, such as every 5 minutes, every 1 hour, or each at 22:00:00 every day. The realized program has been given by using PHP program. Here's a principal routine of realized program to run the scheduled SMS method:

```

<html>
<head>
<!-- refresh script every 5 minutes -->
<meta http-equiv="refresh" content="300;
url=?php $_SERVER['PHP_SELF'];?>
</head></html>

```

The realized coding is used to refresh the program proses.php every 300 seconds or 5 minutes, that means the data transmission via SMS gateway to the mobile phone number is done every 5 minutes. The delay of data transmission will be easily controlled by changing the value of refresh time.

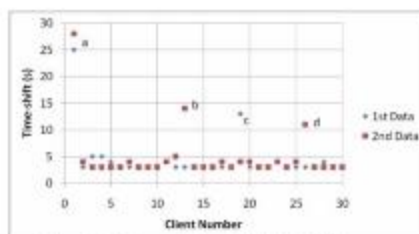


Figure 8: Delivery Time of Scheduled SMS.

The second principle program is then to check the speed of the system to send information to the recipient. This checking process is also destined to define the correctness of data between what has been sent to the recipient with the stored data in the database. To this purpose, we test the time needed to send an SMS using Huawei E352 modem, by sending an SMS to 30 mobile phones number of the recipient. The delivery time is shown in Figure 5.

Figure 8 shows the delivered time of SMS gateway system to all 30 mobile phone client number. In the Figure 8 (marked by 'a'), we know that the delivered time needed for the first phone number is too long, that is 25 s for the first data and 28 s for the second data. This time is actually needed by the program for running the routine process and auto refresh routine, after finishing this step the system needs just about 3s for every phone number. We find also there is too long time-shift due to an error modem process, for example marked by 'b', the time-shift is 14 s, also marked by 'c' and 'd' respectively 13 s and 11 s. As we understand that we need actually just 3 s for each mobile phone client number.

No	Client Phone Number	Date & Time	Content of Message
12	+62 812-7334-4632	2015-11-21 14:37:19	The water level of the Way Sekampung river on 2015-11-21 at 14:36:55 is 529 cm.
13	+62 812-7334-4632	2015-11-21 14:42:15	The water level of the Way Sekampung river on 2015-11-21 at 14:41:55 is 528 cm.

Figure 9: Sent-item in the Data Base System.

We have calculated the total time needed for the first data is about 121 seconds, starting at 14:35:08 and finishing at 14:37:19. At this time of testing,

we perform broadcast information delivery to the 30 client mobile phone number in twice repeating. So the average time of delivered time to the 30 recipient's number for first data is 4.03 s. The second data have been transmitted at 14:40:08, and finished at 14:42:32, hence the delivery time for the second data is 128 s, and the average delivered time is 4.26 s.



Figure 10: The Photo of Received SMS in the Client Phone Number Received from the Server.

Figure 9 shows the 'sentitem' table, while Figure 10 is an example of receiving SMS in phone number recipient. By regarding the time of SMS sending in Figure 10 (right red circle), that is at 14:36:55, then we look the time of receiving SMS in Figure 10 (left red circle) is 14:37:16, we know, that the time needed for transmitting the information is 21 seconds.

As outlined above, for sending data to the 30 mobile phone numbers takes more than 2 minutes, although the water level recorded per second. The water level value displayed on the SMS messages is actually retrieved from MySQL database. Therefore, it is possible there is different value between water level that has been recorded in the data base system and sent to the mobile phone number, because the data collection program on the database uses the data in the first 5 minutes that were taken by auto refresh process.

3.3.2. Requested SMS method

The second method of acquisition system by SMS gateway is given by requested SMS method. We can send a special text code SMS to server mobile phone number.

The text code format used to obtain the water level value is "HIGH #" and sent to the mobile phone center number. If the water level value has been found in accordance with the code of requested SMS, the computer server will send a message that contain water level value to intended mobile phone number. To analysis the results of SMS gateway system by request, we can check the "sentitem" in computer server.

Table 1: Time-shift of Receiving SMS by Request Method.

Time for incoming SMS	Received Messages	Time for responding SMS	Content of messages	Time-shift (s)
2012-11-21 22:51:21	HIGH#SKP	2012-11-21 22:51:42	The water level of the Way Sekampung river on 2012-11-21 at 22:51:21 is: 539 cm.	21
2012-11-21 22:51:50	HIGH#SKP	2012-11-21 22:53:32	The water level of the Way Sekampung river on 2012-11-21 at 22:51:50 is: 537 cm.	104
2012-11-21 22:51:59	HIGH#SKP	2012-11-21 22:52:19	The water level of the Way Sekampung river on 2012-11-21 at 22:51:59 is: 536 cm.	20
2012-11-21 22:52:03	HIGH#SKP	2012-11-21 22:53:27	The water level of the Way Sekampung river on 2012-11-21 at 22:52:03 is: 536 cm.	84
2012-11-21 22:52:08	HIGH#SKP	2012-11-21 22:53:22	The water level of the Way Sekampung river on 2012-11-21 at 22:52:08 is: 537 cm.	74

The time required for server computer replay automatically the SMS request is shown in Table 1. The data is obtained from the inbox table and sent item table in the server computer. In Table 1, we can analyze the time when the message was received by the system and when the message is sent by the system to the mobile phone number that is requesting data. We note for example, the second SMS has been received at 22:52:50, and the system responds to the mobile phone number at 22:53:32. We understand that the total time needed for refreshing process is 104 s with the value of water level is 537 cm. We know that it's actually possible at 22:53:32, the water level value is not 537 cm. In the table 2, we can also see the time needed to respond to the entering messages into the system, the fastest time was about 20 s and the longest time is of 104 s.

The time required for the server computer reply automatically SMS request is shown in Table 1. The data is obtained from the inbox table and sent item table in the server computer. In Table 1, we can analyze the time when the message was received by the system and when the message is sent by the system to the mobile phone number that is requesting data. We note for example, the second SMS has been received at 22:52:50, and the system responds to the mobile phone number at 22:53:32. We understand that the total time needed for refreshing process is 104 s with the value of water level is 537 cm. We know that it's actually possible at 22:53:32, the water level value is not 537 cm. In the table 2, we can also see the time needed to respond to the entering messages into the system, the fastest time was about 20 s and the longest time is of 104 s.

The time needed for responding the incoming SMS messages depends firstly on the number of messages that accumulate in the computer server outbox, and secondly, on the duration of a modem to the process executing. At this stage, we are sending an SMS to 10 mobile phone numbers that requests water level information.

4. CONCLUSION

Data acquisition system using SMS gateway can be realized by scheduled SMS system and requested SMS system. We have successfully managed to reduce the time-shift between sending and receiving SMS by simplifying the program in computer server. The scheduled SMS requires a longer time to send a message to 30 mobile phone number of about 2 minutes. For requested SMS, the response speed of the system for replying depends

on the number of SMS requests are processed within the system. If the SMS requests more than 15 phone number, the system will require about 4.15 s for such SMS. The decreasing of time required for data acquisition and data transmission is the result of the program design of our SMS gateway system.

ACKNOWLEDGMENT

The authors thank the Directorate General of Higher Education, Ministries of Research, Technology, and Higher Education Republic of Indonesia which has given financial support to this research, project number: 78/UN26/8/LPPM/2016.

REFERENCES

- [1] Jirapon Sunkpho and Chaiwat Ootamakorn, "Real-time flood monitoring and warning system", *Songklanakar J. Sci. Technol.* 33 (2), 2011, pp. 227 – 235.
- [2] Nor Idayu Ahmad Azami, Nooraini Yusoff, Ku Ruhana Ku-Mahamud, "Data acquisition and discretization for flood correlation model" *Journal of Theoretical and Applied Information Technology*, Vol.95, No 4, 2017, pp. 879 – 889.
- [3] Muhammad Saleem and Kyung-Goo Doh, "Generic Information System Using SMS Gateway", *Fourth International Conference on Computer Sciences and Convergence Information Technology*, 2009, pp. 861 – 866. DOI: 10.1109/ICCIT.2009.99
- [4] Veena K. Katankar and V.M. Thakare, "Short Message Service using SMS Gateway", *International Journal on Computer Science and Engineering* Vol. 02, No. 04, 2010, pp. 1487-1491.
- [5] Bradley Reaves, Nolen Scaife, Dave Tian, Logan Blue, Patrick Traynor, and Kevin R.B. Butler, "Sending out an SMS: Characterizing the Security of the SMS Ecosystem with Public Gateways", *IEEE Symposium on Security and Privacy*, 2016; pp. 339 – 356. DOI: 10.1109/SP.2016.28.
- [6] Joe-Air Jiang, Chwan-Lu Tseng, Fu-Ming Lu, En-Cheng Yang, Zong-Siou Wu, Chia-Pang Chen, Shih-Hsiang Lin, Kuang-Chang Lin, and Chih-Sheng Liao, "A GSM-based remote wireless automatic monitoring system for field information: A case study for ecological monitoring of the oriental fruit fly, *Bactrocera dorsalis* (Hendel)", *Computers and*

- Electronics in Agriculture*, 62, 2008, pp. 243–259. DOI:10.1016/j.compag.2008.01.005.
- [7] Ammar Mahjoubi, Ridha Fethi Mechrouch and Ammar Ben Brahim, "A Low Cost Wireless Data Acquisition System for a Remote Photovoltaic (PV) Water Pumping System", *Energies*, Vol. 4, 2011, pp. 68-89. DOI:10.3390/en4010068.
- [8] A. Rahali, M. Guerbaoui, A. Ed-dahhak, Y. El Afou, A. Tannouche, A. Lachhab, and B. Bouchikhi, "Development of a data acquisition and greenhouse control system based on GSM", *International Journal of Engineering, Science and Technology* Vol. 3, No. 8, 2011, pp. 297-306. DOI:10.4314/ijest.v3i8.23.
- [9] Marko Hassinen, Maija Marttila-Kontio, Mikko Saesmaa, and Heli Tervo, "Secure Two-Way Transfer of Measurement Data", *International Journal of Network Security*, Vol.6, No.1, 2008, pp.53–59.
- [10] Vandana Pandya and Deepali Shukla, "GSM Modem Based Data Acquisition System", *International Journal Of Computational Engineering Research*, Vol. 2 Issue.5, 2012, pp. 1662 – 1667.
- [11] Muthoni Masinde and Antoine Bagula, "A Calibration Report for Wireless Sensor-Based Weatherboards", *J. Sens. Actuator Netw.* 4, 2015, pp. 30-49. doi:10.3390/jsan4010030.
- [12] Hajime Yamasaki, Takeshi Higashino, Katsutoshi Tsukamoto, and Shozo Komaki, "Fast synchronous acquisition method using chaos DOS-CDMA in software definable radio networks", *IEICE Electronics Express*, Vol. 3, No.8, 2006, pp. 172 – 177. DOI: 10.1587/elex.3.172.
- [13] Janani S., Ramaswamy M. and Samuel Manoharan, J., "Clustered heed based data transfer strategy for cognitive radio sensor networks", *ARPJ Journal of Engineering and Applied Sciences*, Vol. 11, No. 21, 2016, pp. 12631 – 12642.
- [14] Warsito, SW Suciati, Gurum AP, Berli L. Putra, Sisca Aprila, and Laila Kurniati, "Calibration and Digital Linearization of Ultrasonic Transducer Response", *Sensors & Transducers*, Vol. 183, Issue 12, 2014, pp. 48 – 52.
- [15] Warsito, SW Suciati, Gurum AP and K Imaniar, "Study of inclination angle of reflector object in simple water level instrument using 40 kHz ultrasonic transducer", *Journal of Theoretical and Applied Information Technology*, Vol 42 No 1, 2012, pp. 26 – 30.

Copyright of Journal of Theoretical & Applied Information Technology is the property of Journal of Theoretical & Applied Information Technology and its content may not be copied or emailed to multiple sites or posted to a listserv without the copyright holder's express written permission. However, users may print, download, or email articles for individual use.