



Utilization of CANVA as a Learning Media for Social Studies

Ilah Armilah^{1*}, Dedy Miswar², Muhammad Mona Adha³

Lampung University

Corresponding Author: Ilah Armilah 2223031003@students.unila.ac.id

ARTICLE INFO

Keywords: Utilization of Canva, Learning Media, Social Studies.

Received : 6, February
Revised : 20, March
Accepted: 29, April

©2024 Armilah, Miswar, Adha (s): This is an open-access article distributed under the terms of the [Creative Commons Attribution 4.0 International](https://creativecommons.org/licenses/by/4.0/).



ABSTRACT

The aim of this study is to explain the utilization of Canva which can be used as a learning media in Social Studies (IPS) subjects along with the stages of its creation. The research method used is a literature study. Library or library research can be interpreted as a series of activities relating to methods of collecting library data, reading and taking notes and processing research materials.

Canva is a web-based graphic design tool that allows users to create digital and print images by customizing social media pages, enhancing blog posts, and creating printable materials.

With the various templates provided by Canva or by designing your own, Canva can be used as a learning medium and make teaching and learning activities in class more interesting.

INTRODUCTION

Science and technology (IPTEK) have become an integral part of human life and cannot be ignored (Tafonao, 2018; Nuryasin & Mitrohardjono, 2019) . Its presence has had a major impact on various aspects of human life, including in the world of education (Saodah, et al., 2020; Setyawati, et al., 2021).

The role of science and technology (IPTEK) in the world of education encourages the creation of a learning atmosphere and learning process in developing students' potential (Sauri, 2016; Suyati, 2019). This is in line with Law Number 20 of 2003 concerning the National Education System which states that National Education based on Pancasila and the 1945 Constitution of the Republic of Indonesia has the function of developing abilities and forming a dignified national character and civilization in order to educate the life of the nation, with the aim of to develop the potential of students to become human beings who believe in and are devoted to God Almighty, have noble character, are healthy, knowledgeable, capable, creative, independent, and become democratic and responsible citizens.

The Coronavirus Disease (Covid-19) pandemic has brought major changes to the world of education. The teaching and learning process which usually takes place offline has changed to online learning (Darnawati, et al., 2021). Effective learning requires support such as learning media. Learning media is used to help teachers and students achieve learning goals (Melinda, 2021). Teachers are required to be more creative and innovative in utilizing existing technology to create interesting learning media for their students, so that the learning process can take place quickly, efficiently and effectively without space and time limitations (Ristyanti, et al., 2022).

In this era, technological progress is so rapid, many benefits are obtained by users, especially in education, but there are still some people, especially students, who still do not maximize the benefits in the field of education as a learning medium for seeking knowledge, many students only use IT to play games and social media. which can take a long time to forget about studying, thus affecting student achievement (Anggraeni & Muslihudin, 2023).

With rapid technological advances throughout the world, it is important to have interesting learning media, especially in this day and age (Astuti, et al., 2018; Nurgiansah, 2021). The use of technology-based or digital learning media, in line with current developments, will be an effective strategy in the learning process by teachers. Interesting and fun learning media will be able to eliminate boredom in learning (Dewantara & Nurgiansah, 2021).

Nowadays, technological developments are increasingly rapid and advanced, everyone is expected to be able to understand technology as a support for all existing activities, including in the realm of education. Teachers and students can take advantage of technology-based learning media, one of which is the Canva application (Pelangi, 2020). Through the Canva application, educators can create creative learning media so that students can also be motivated in learning, remembering that the online learning process can make students bored if the media used is not varied enough (Inzani, et al., 2021).

Canva media can have an influence on improving student learning outcomes, as in Meridiana & Yamlean's (2022) research, Canva media has a positive influence on social studies learning outcomes for class VIII students at Nurul Hidayah Middle School, Babelan, Bekasi.

To adapt to the needs of students in the millennial era, educators must be able to create learning media that is interesting and appropriate to current conditions, including using Canva. Therefore, the author intends to write about how CANVA can be used as a learning medium in social studies.

METHOD

This research is a type of research Literature Study (Library Research). Literature or literature study can be interpreted as a series of activities relating to methods of collecting library data, reading and taking notes and processing research materials. The method used in this study uses a library research method or approach. Library or library research can be interpreted as a series of activities relating to methods of collecting library data, reading and taking notes and processing research materials.

In library research there are at least four main characteristics that writers need to pay attention to, including: First, that the writer or researcher is dealing directly with text (text) or numerical data, not with direct knowledge from the field. Second, library data is "ready to use" meaning that researchers do not go directly into the field because researchers deal directly with data sources in the library. Third, that library data is generally a secondary source, in the sense that researchers obtain material or data from second hand and not original data from first hand data in the field. Fourth, that the condition of library data is not limited by space and time. Based on the above, data collection in research is carried out by reviewing and/or exploring several journals, books and documents (both printed and electronic) as well as other sources of data and/or information that are considered relevant to the research or study (Supriyadi, 2016)

RESULTS AND DISCUSSION

A. CANVA

The Canva application is a web and mobile-based application that can be used to design various kinds of products such as flyers, presentations, certificates, banners, Instagram posts, infographics and various other products. Canva users are given comfort in designing because Canva provides various design templates that can be used so that users only need to customize the information displayed. Canva also provides a variety of attractive fonts and icons that can be directly implemented in designs (Febrita, et al, 2022).

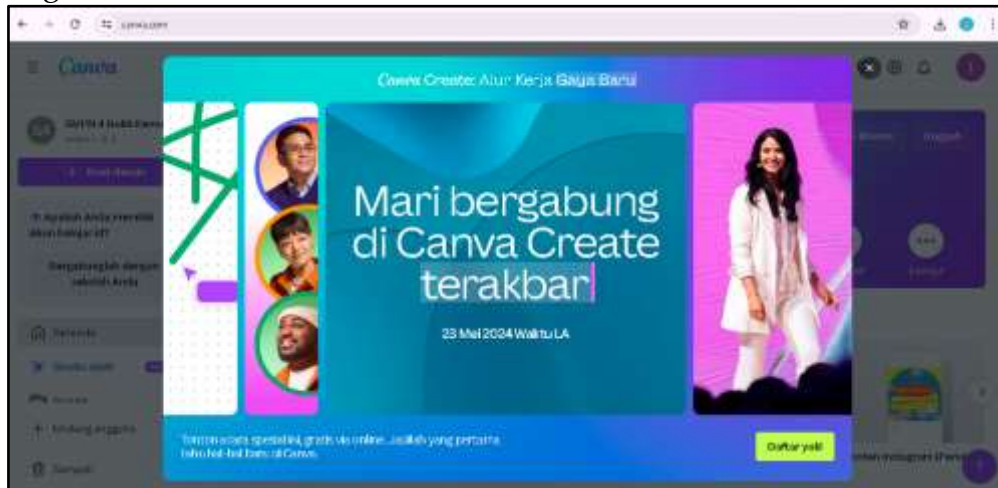
Canva is a web-based graphic design tool that allows users to create digital and print images by customizing social media pages, enhancing blog posts, and creating printable materials. With Canva, users create layouts from scratch or start with templates, preloaded with thematic fonts, objects, color palettes, text boxes, and platform-specific dimensions. Users have the ability to share designs and collaborate with team members to create visually appealing marketing

materials designed to capture the attention of their target audience (DeFord, et al., 2017).

B. Steps for designing learning media with Canva:

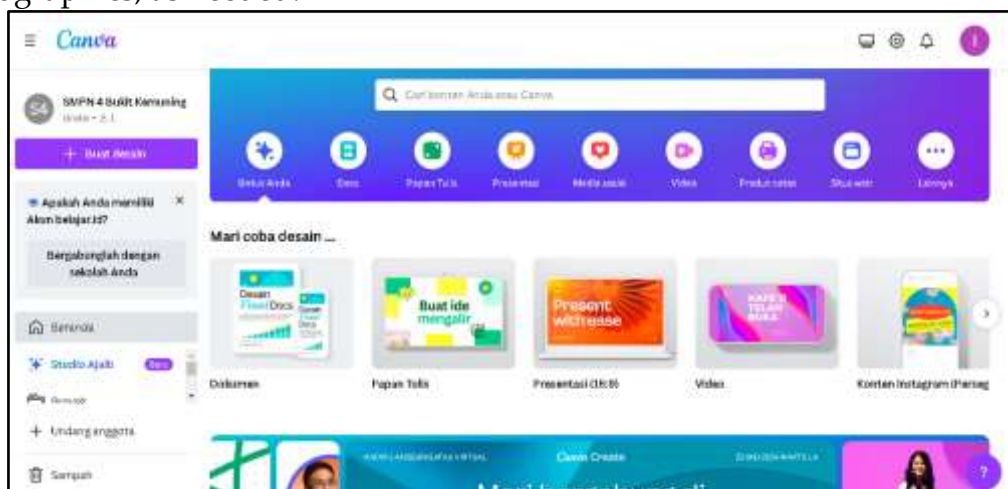
1. Open Canva :

Open the Canva website or Canva app . If you don't have an account, you can register for free.



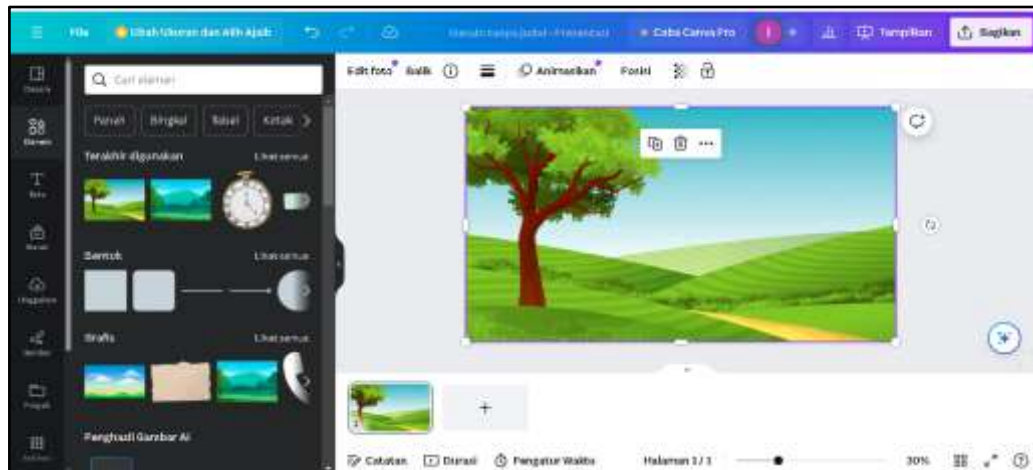
2. Choose Size:

Choose a canvas size that is suitable for learning media. We can choose from various sizes and templates, such as posters, banners, presentations, or infographics, as needed.



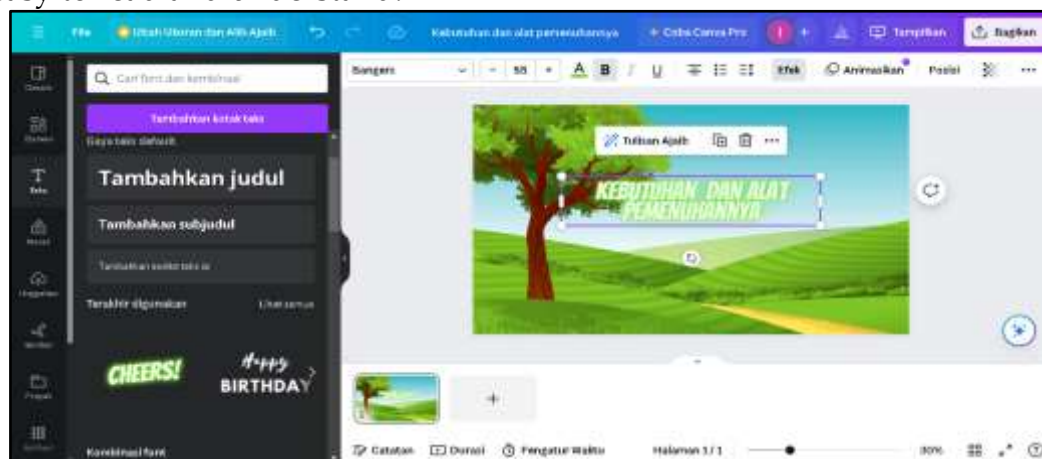
3. Add Background:

Choose a background for learning media. We can choose a background color or use a background image tailored to the material content.



4. Add Text:

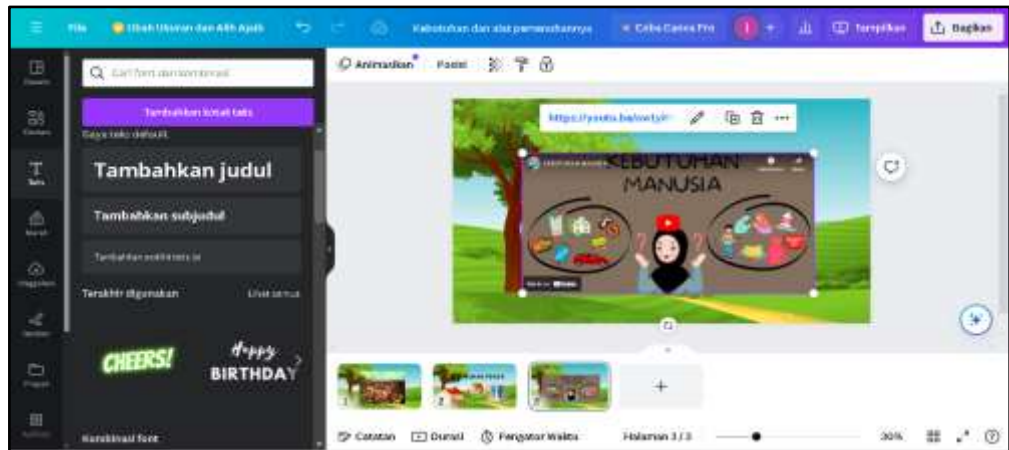
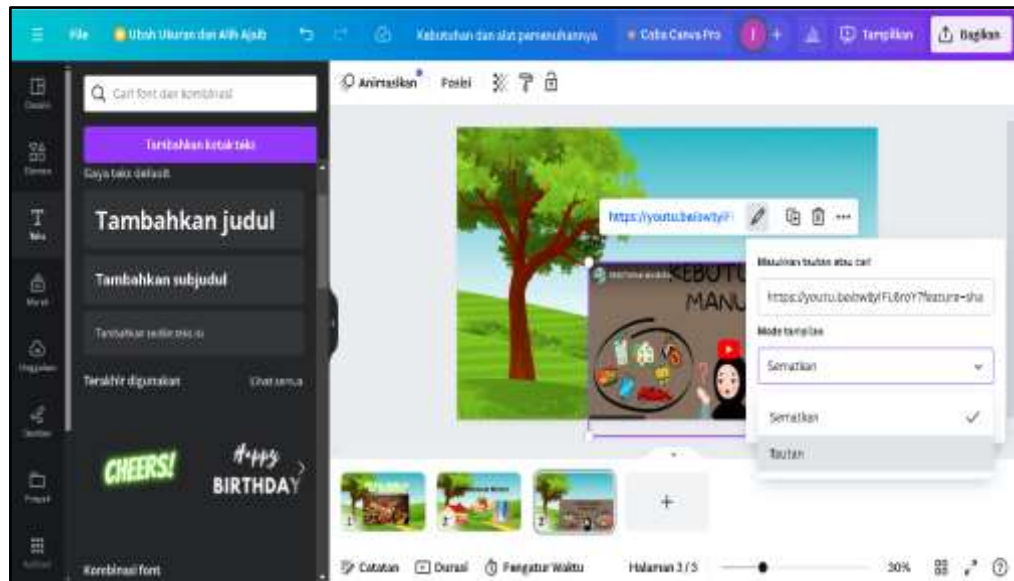
Add text that matches the content of the material. We can choose the type of font, size, color and style that suits the desired design. Make sure the text is easy to read and understand.



5. Add Images, graphics or Videos.

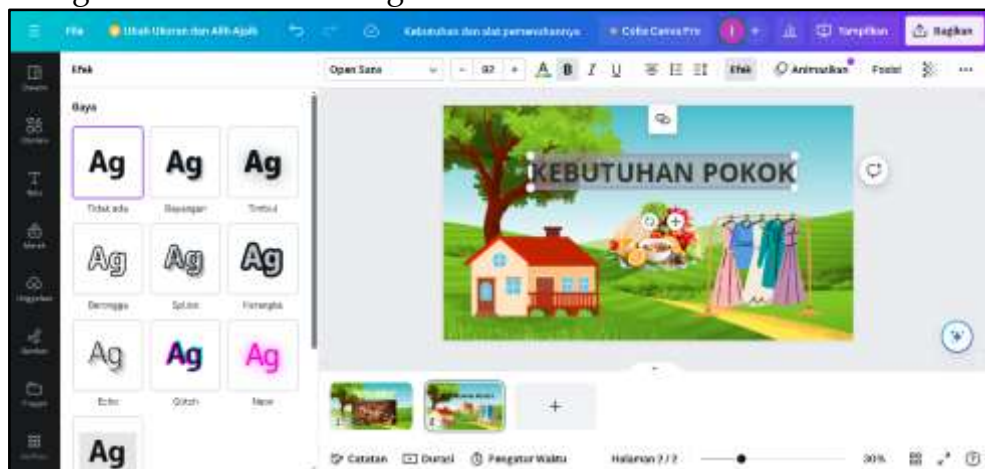
If we want to include images, graphics or videos, we can upload them ourselves or use those already available in Canva.





6. Add additional Effects or Elements

Canva has various features that allow us to add effects, icons, shapes and other design elements to learning media.

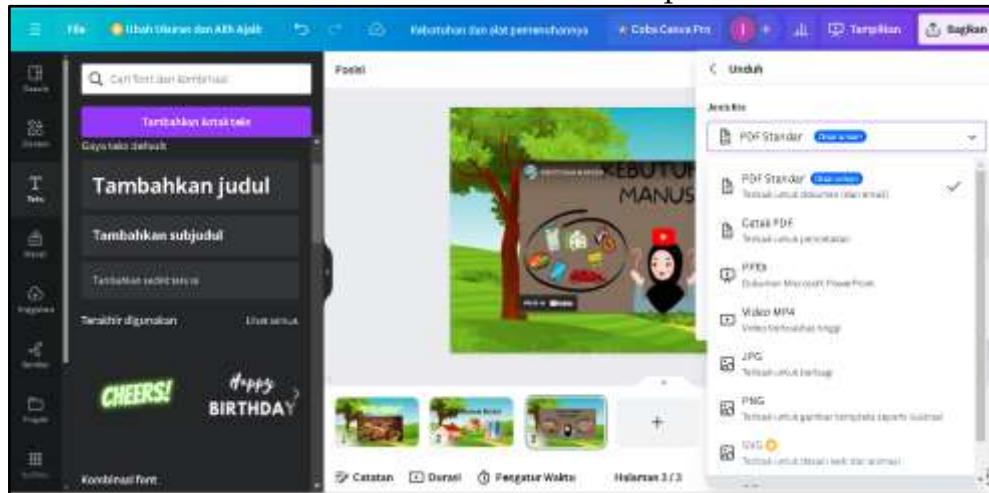


7. Edits and Corrections:

Check the learning media again, make sure everything runs smoothly, and correct any errors. We can make the necessary changes to ensure the learning media matches the message we want to convey.

8. Save and Download:

Once finished, save our learning media in a suitable format, for example: JPEG, PDF, or PNG and download it to our computer.



CONCLUSIONS AND RECOMMENDATIONS

1. Conclusion

The presence of CANVA really helps teachers in creating interesting learning media that is easy and can be used by every level of education.

2. Recommendations

Utilizing CANVA as a learning medium can be used by any subject and can even be used for other purposes, not just as a learning medium or in the world of education.

ADVANCED RESEARCH

Each study has limitations; thus, Therefore, I provide suggestions for further research in creating learning media using Canva.

REFERENCES

- Anggraeni, L., & Muslihudin, M. (2023). Utilization of Information Technology as a Media to Support Student Learning and Healthy Internet Use. *JIKMAS (Journal of Village Community Service and Empowerment)* , 1(1), 18-22.
- Astuti, IAD, Dasmu, D., & Sumarni, RA (2018). Development of Android-based learning media using the Appypie application at Bina Mandiri Vocational School, Depok. *Journal of Community Service* , 24(2), 695-701.
- Darnawati, D., Irawaty, I., & Uke, WAS (2021). Training in making online learning videos using the Kinemaster application and automatic screencasts. *E-Dimas: Journal of Community Service*, 12(1), 100-105.
- DeFord, K.R., Curtis, C.D., Fitzpatrick, D.A., Hill, S.B., & Johnson, H.A. (2017). Canva: A Practical, Accessible Graphic Design Tool. *Marketing Libraries Journal* , 1(1), 26-29. Retrieved from http://journal.marketinglibraries.org/dec2017/4_Technology_MLJ-v1-i1-Fall2017.pdf
- Dewantara, JA, & Nurgiansah, TH (2021). The effectiveness of online learning during the COVID 19 pandemic for PGRI Yogyakarta University students. *Basicedu Journal* , 5(1), 367-375.
- Febrita, RE, Haris, MFA, Rini, EM, & Hisam, M. (2022). Optimizing the Village Website to Convey Information on Village Development and Activities. *Dinamisia: Journal of Community Service*, 6(3), 662-669. <https://doi.org/10.31849/dinamisia.v6i3.8029> .
- Inzani, DA, Arsini, SA, Halisa, N., Fauzi, LA, Rahmat, Muh., Syukur, Muh., Sofyan, M., & Najamuddin, F. (2021). Learning media training webinar during the Covid-19 pandemic. *Lepa-Lepa Journal*, 1(1).
- Maydiantoro, A. (2021). Research and Development Models (Research and Development). *Journal of Indonesian Educator Professional Development (JPPPI)* .
- Merdiana, M., & Yamlean, M. (2022). The Effect of Using Canva Media on the Learning Outcomes of Class VIII Social Sciences Subjects at Nurul Hidayah Babelan Middle School, Bekasi. *Panca Sakti Bekasi: Journal of Education and Business* , 3(2), 357-366.
- Melinda, T., & Saputra, ER (2021). Canva as a Science Learning Media for Elementary School Heat Transfer Material. *Journal of Basic Education Innovation*, 5(2).

- Mulyani, S., & Farida, F. (2020). Development of experimentally oriented LKPD in integrated thematic learning in elementary schools. *Basicedu Journal* , 4(1), 89-102.
- Muslim, A.H. (2020). Application of the TGT Type Cooperative Model Based on "Atong" . CV Publisher. Pena Persada, Banyumas.
- Nurgiansah, TH (2021). Utilization of E-Learning in Citizenship Education Learning. *JINTECH: Journal of Information Technology*, 2(2), 138-146.
- Pelangi, G. (2020). Utilization of the Canva application as a medium for learning Indonesian Language and Literature at SMA/MA level. *Sasindo Unpam Journal* (Vol. 8, Issue 2).
- Pristiwanti, D., Badariah, B., Hidayat, S., & Dewi, RS (2022). Understanding Education. *Journal of Education and Counseling (JPDK)*, 4(6), 7911-7915.
- Ristyanti, A., Larasati, DA, & Suryarini, DY (2022). THE INFLUENCE OF QR CODE-ASSISTED CANVA MEDIA ON IPS LEARNING OUTCOMES. *Journal of Research Innovation* , 3(4), 5757-5764.
<https://doi.org/10.47492/jip.v3i6.1952>
- Sumantri, BA, & Ahmad, N. (2019). Humanistic Learning Theory and its Implications for Islamic religious education learning. *Fondatia*, 3(2), 1-18.
- Supriyadi, S. (2016). Community of Practitioners: Alternative Solution for Sharing Knowledge between Librarians. *Lentera Pustaka: Journal of Library, Information and Archives Studies*, 2(2), 83-93.
<https://doi.org/10.14710/lenpust.v2i2.13476>