

HISTORY OF MANUSCRIPT PUBLICATION

(Health Biotechnology and Biopharma)

**Daily Consumption of Ambon Banana (*Musa paradisiaca* var. *Sapientum*) Improve
Cardiometabolic Indicators and Reduce Plasma MDA Levels in Adult Male with Central
Obesity**

Khairun Nisa Berawi

Dewi Nur Fiana

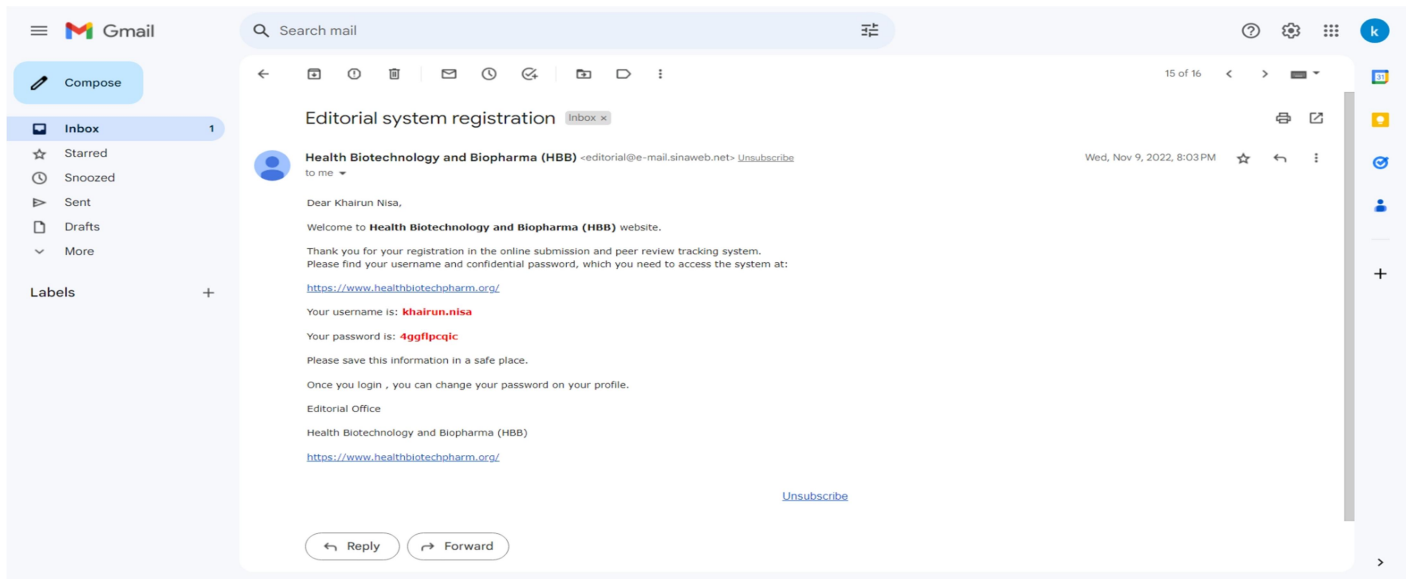
Liana Sidharti

**¹Department of Biochemistry, Medical Biology and Physiology, Faculty of Medicine, University
of Lampung, Bandar Lampung, Lampung, Indonesia**

I. SUBMISSION

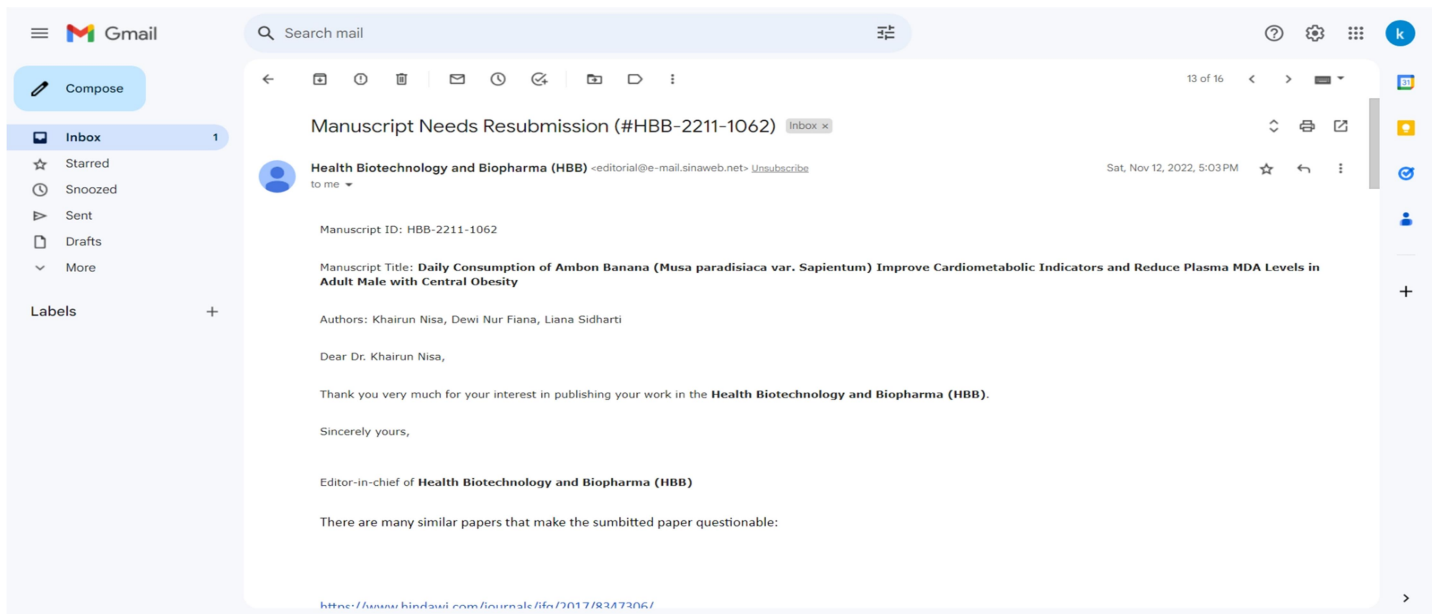
November 9 - 29, 2022

1. Registration and Submission (November 9, 2022)



Source: <https://mail.google.com/mail/u/0/#inbox/FMfcgzGqRZXPSrNmGnrqQbdtTbnxpdPC>

2. Pre Editorial Check Ask for Resubmission (November 12, 2022)



Gmail interface showing an email preview. The email content includes:

There are many similar papers that make the submitted paper questionable:

<https://www.hindawi.com/journals/jfq/2017/8347306/>

Responses of Phospholipase D and Antioxidant System to Mechanical Wounding in Postharvest Banana Fruits - Hindawi

3.3. Activities of Antioxidative Enzymes in Postharvest Banana Fruits under Mechanical Wounding. The activities of antioxidative enzymes SOD, CAT, POD, and APX in postharvest banana fruits were shown in Figure 4. From Figure 4(a), at 25°C and 90% RH, SOD activity rose rapidly during 16 d storage. It was higher in wounded fruits than that in control, but there was no statistically significant ...

www.hindawi.com

Gmail interface showing an email preview. The email content includes:

Effects of Banana (Linn) Consumption for Physical Strength, Metabolic Response, Oxidative Stress, Lipid Profiles, and Interleukin-23 in Healthy Men: A Preliminary Study

Effects of Banana (Linn) Consumption for Physical Strength, Metabolic Response, Oxidative Stress, Lipid Profiles, and Interleukin-23 in Healthy Men: A Preliminary Study

opensportssciencesjournal.com

https://jvst.um.ac.ir/article_30922_082324af32b07e50699adb9e12f2c45c.pdf

Gmail interface showing an email preview. The email content includes:

Iranian ornamental veterinary Science and ethnology Published online 2020 Sep 0 - UM

RESEARCH ARTICLE IST 20201 (22) DOI: 10.2207/etervinary12i140 significantly increased from birth to day 30, similarly in the study of Enjalbert et al. (2002) reporting that

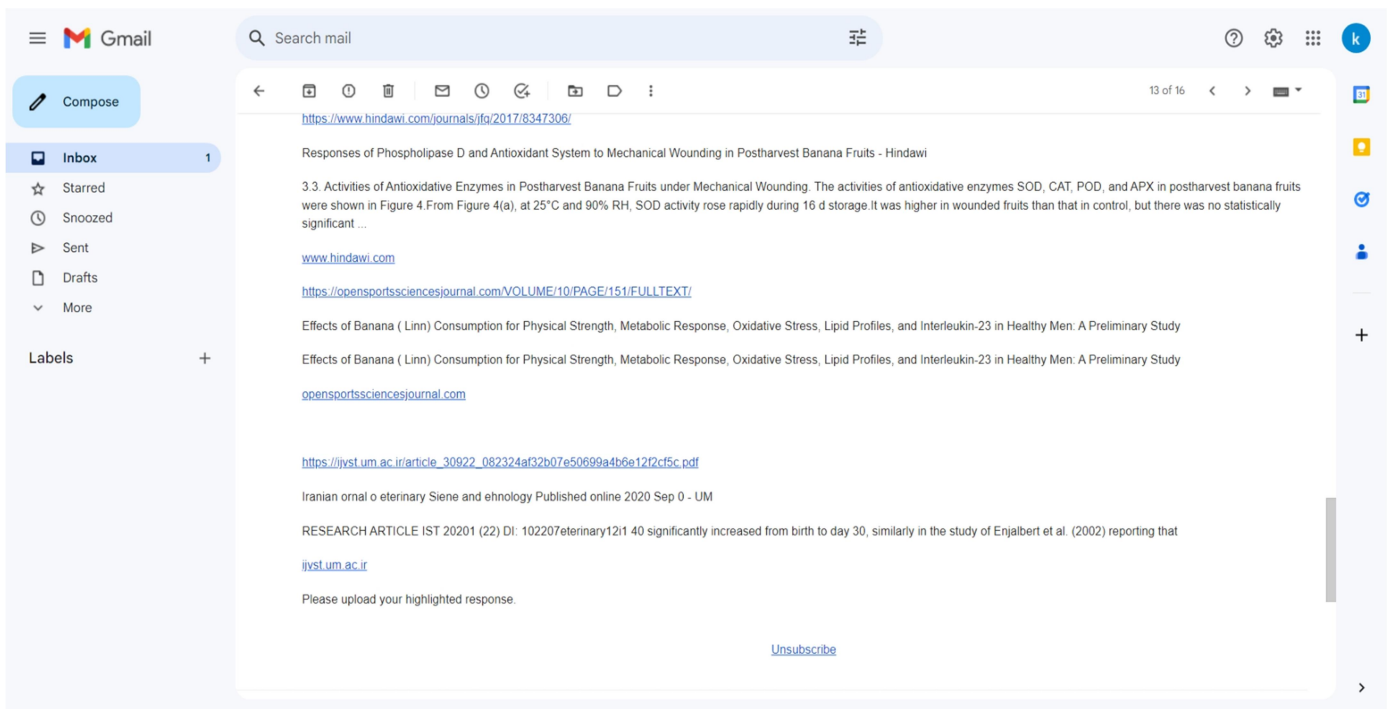
jvst.um.ac.ir

There are many similar papers that make the submitted paper questionable:

<https://www.hindawi.com/journals/jfq/2017/8347306/>

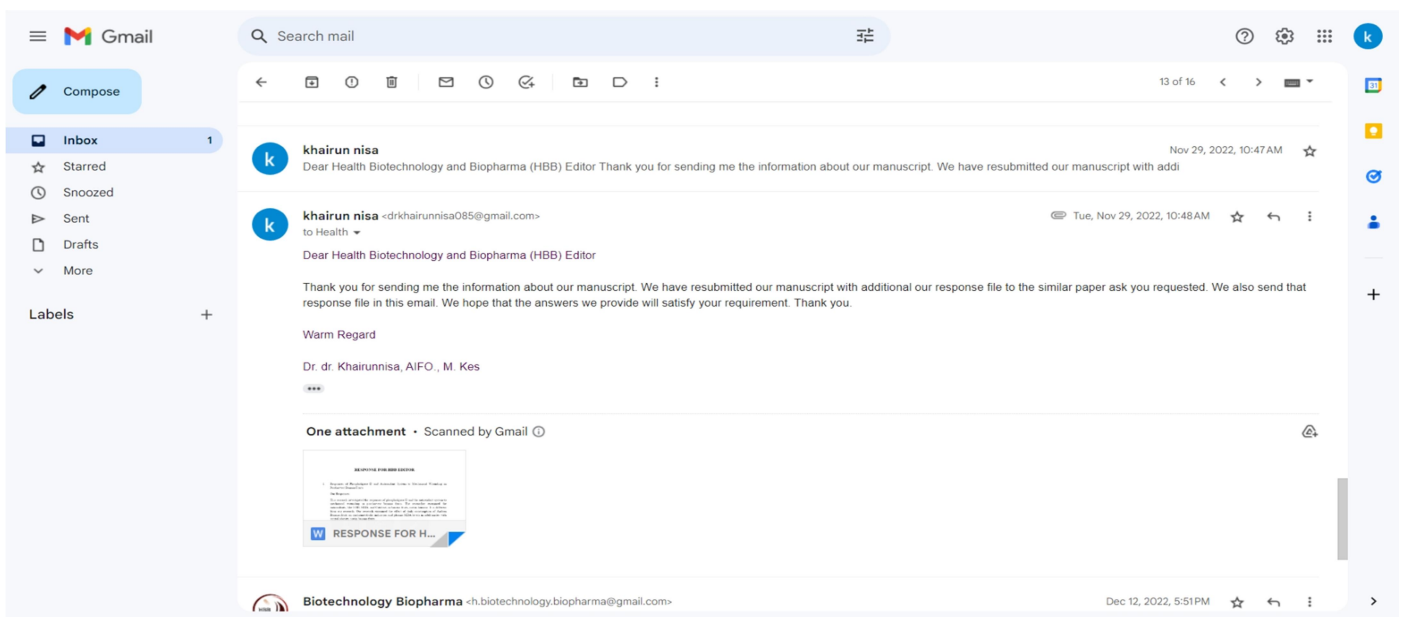
Responses of Phospholipase D and Antioxidant System to Mechanical Wounding in Postharvest Banana Fruits - Hindawi

3.3. Activities of Antioxidative Enzymes in Postharvest Banana Fruits under Mechanical Wounding. The activities of antioxidative enzymes SOD, CAT, POD, and APX in postharvest banana fruits were shown in Figure 4. From Figure 4(a), at 25°C and 90% RH, SOD activity rose rapidly during 16 d storage. It was higher in wounded fruits than that in control, but there was no statistically significant ...



Source: <https://mail.google.com/mail/u/0/#inbox/FMfcgzGqRZbjwCBSchnjldMTPWPxHWxD>

3. Response for resubmission (November 29, 2022)



Source: <https://mail.google.com/mail/u/0/#inbox/FMfcgzGqRZbjwCBSchnjldMTPWPxHWxD>

RESPONSE FOR HBB EDITOR

1. Responses of Phospholipase D and Antioxidant System to Mechanical Wounding in Postharvest Banana Fruits

Our Responses:

This research investigated the responses of phospholipase D and the antioxidant system to mechanical wounding in postharvest banana fruits. The researcher examined the antioxidants, like SOD, MDA, and Catalase, in banana fruits, not in humans. It is different from our research. Our research examined the effect of daily consumption of Ambon Banana fruits on cardiometabolic indicators and plasma MDA levels in adult males with central obesity, not in banana fruits.

2. Effect of Banana (*Musa Sapientum* Linn) Consumption for Physical Strength, Metabolic Responses, Oxidative Stress, Lipid Profiles, and Interleukin-23 in Healthy Men: A Preliminary Study

Our Responses:

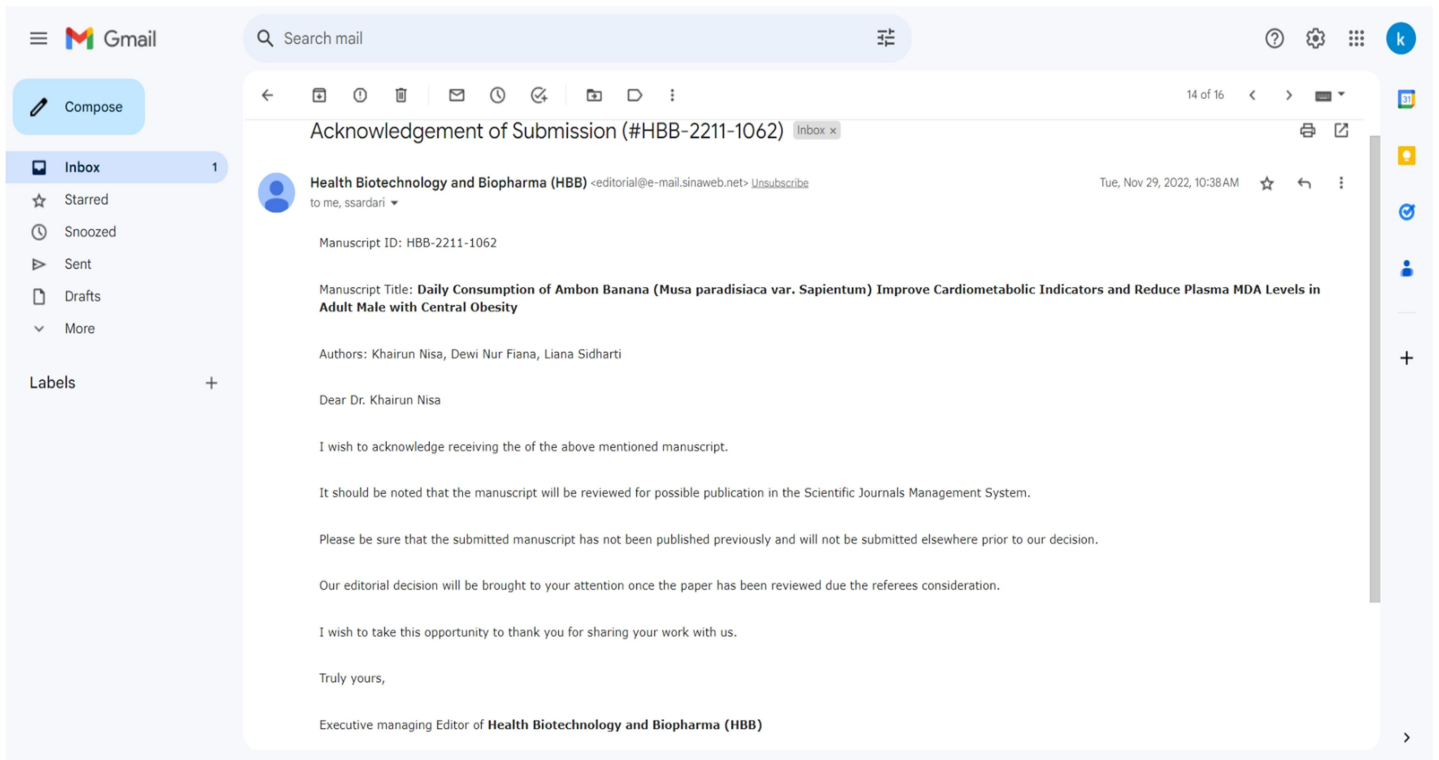
This research investigated the effect of four weeks of banana consumption on physical strength, metabolic response, oxidative stress, lipid profile, and interleukin-23 in healthy men. It is also different from our research. Our research examined the effect of ambon banana consumption on adult men with central obesity, not in healthy men. Our study also uses local bananas, i.e., Ambon banana fruits, different from their research.

3. The effects of administration of different parts of banana (*Musa cavendish*) fruit extracts and peel powder on the oxidative/antioxidative characteristics and some mineral concentrations in neonatal dairy calves.

Our Responses:

This research was conducted in neonatal calves, not humans, while our study was conducted in adult men with central obesity.

4. Submission Acknowledgment (November 29, 2022)



The screenshot shows a Gmail interface with an email titled "Acknowledgement of Submission (#HBB-2211-1062)". The sender is "Health Biotechnology and Biopharma (HBB)" with the email address "editorial@e-mail.sinaweb.net". The recipient is "to me, ssardari". The email content is as follows:

Manuscript ID: HBB-2211-1062

Manuscript Title: **Daily Consumption of Ambon Banana (*Musa paradisiaca* var. *Sapientum*) Improve Cardiometabolic Indicators and Reduce Plasma MDA Levels in Adult Male with Central Obesity**

Authors: Khairun Nisa, Dewi Nur Fiana, Liana Sidharti

Dear Dr. Khairun Nisa

I wish to acknowledge receiving the of the above mentioned manuscript.

It should be noted that the manuscript will be reviewed for possible publication in the Scientific Journals Management System.

Please be sure that the submitted manuscript has not been published previously and will not be submitted elsewhere prior to our decision.

Our editorial decision will be brought to your attention once the paper has been reviewed due the referees consideration.

I wish to take this opportunity to thank you for sharing your work with us.

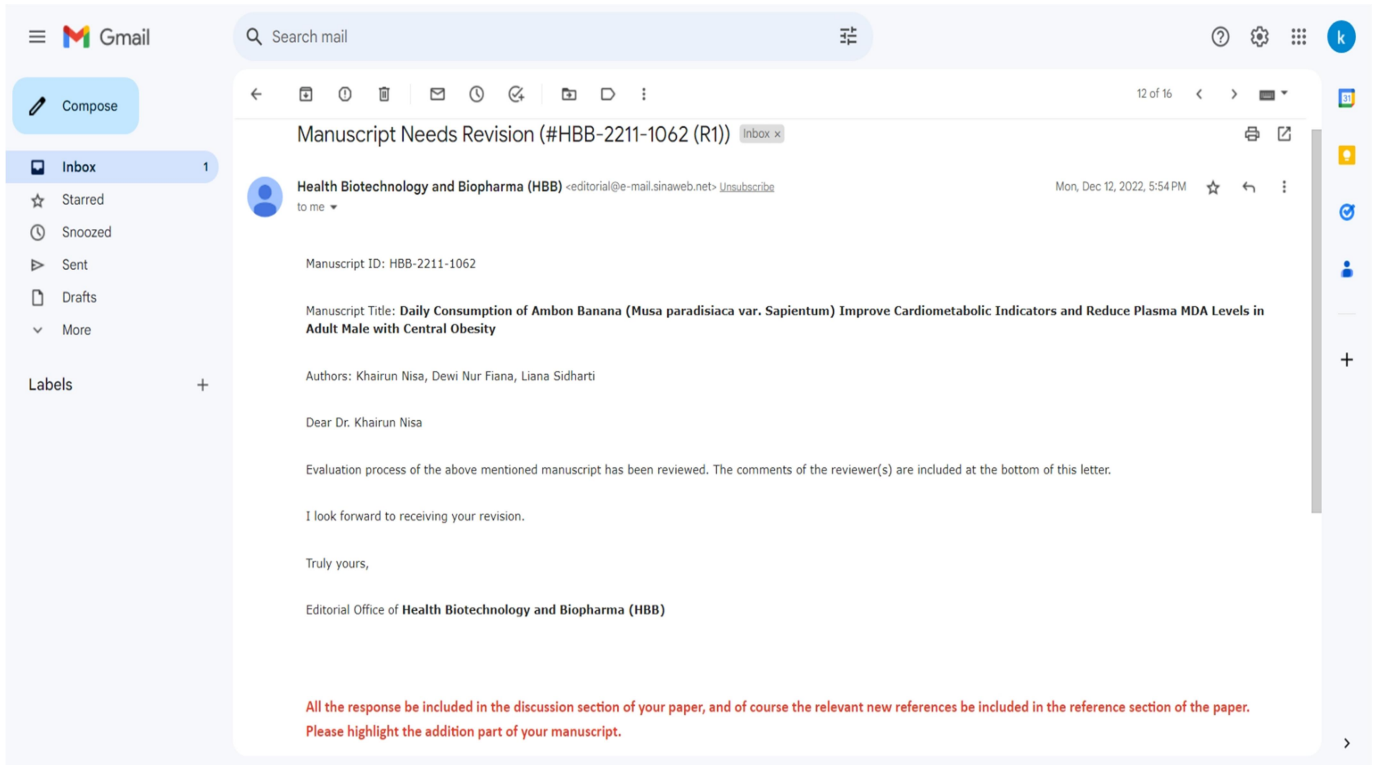
Truly yours,

Executive managing Editor of **Health Biotechnology and Biopharma (HBB)**

Source: <https://mail.google.com/mail/u/0/#inbox/FMfcgzGrbHxtdcbcXFLpqxdzBsfJpCxD>

II. REVIEW PROCESS

1. Ask for Manuscript Revision (December 21, 2022)



Source: <https://mail.google.com/mail/u/0/#inbox/FMfcgzGrbbvPngKtsrLrXfcbXfPsqzh>

Daily Consumption of Ambon Banana (*Musa paradisiaca* var. *Sapientum*) Improve Cardiometabolic Indicators and Reduce Plasma MDA Levels in Adult Male with Central Obesity

ABSTRACT

This study aimed to determine the effect of Ambon banana fruit consumption on plasma MDA levels and other cardiometabolic indicators in adult men with central obesity. A total of 30 volunteers were involved. The volunteers ask to take 250 grams of Ambon banana for breakfast for 28 days. The volunteers were examined for their plasma MDA levels and cardiometabolic indicators before and after treatment. The results showed that consuming Ambon banana fruit at breakfast for 28 days significantly reduced body weight, BMI, waist circumference, and systolic and diastolic blood pressure ($p < 0.05$). Ambon banana intake has also been shown to reduce plasma MDA levels after treatment significantly ($p < 0.05$), reaching 11.42% compared to MDA levels before treatment. Conclusion: Consuming Ambon banana at breakfast for 28 days improved cardiometabolic indicators and reduced plasma MDA levels in men with central obesity.

Keywords: Ambon banana; Central obesity; Cardiometabolic indicator, MDA.

INTRODUCTION

Central obesity is defined as excess fat accumulation in subcutaneous fat tissue and abdominal visceral fat. This condition is a form of non-functioning subcutaneous fat tissue in the face of an energy imbalance in the body. This body's energy imbalance, among others, is caused by increased nutritional intake and lack of physical activity [1].

People with obesity tend to experience an increase every year, especially in developing countries, including Indonesia. Lampung Province is one of the provinces with a large number of obese people in Indonesia. The results of Riskesdas in 2013 showed that 13% of obese people in the population aged over 18 years in Lampung Province. It is much higher than the last survey data in 2007. Similar to obesity, central obesity also tends to increase. In 2007, the prevalence of central obesity was still 13%, but in 2013 it increased to 19% [2].

Central obesity is characterized by an increase in waist circumference or the ratio of waist circumference to hip circumference. Central obesity triggers disturbances in fatty acid regulation, resulting in higher cholesterol, triglycerides, LDL, total fat and saturated fatty acids [3,4]. Several studies have revealed that changes in cardiometabolic indicators in central obesity, such as an increase in waist circumference, LDL levels, as well as higher blood pressure, are risk factors for cardiovascular disease [5-7]. In Indonesia, cardiovascular disease is one of the leading causes of death. It is estimated that there are 30% of deaths from cardiovascular disease [8].

Central obesity is also associated with oxidative stress. Central obesity is known to increase lipid peroxidation [9]. Lipid peroxidation is an oxidation process in polyunsaturated fatty acids by free radicals, forming aldehyde compounds, such as malondialdehyde (MDA) [10,11]. Previous studies have shown a significant increase in MDA blood levels in obese people compared to healthy people [12,13]. Increased MDA levels are also closely related to increased plasma cholesterol levels and hypertension [14].

Bananas are one of the most consumed fruits. Traditionally, the consumption of bananas is believed to improve the digestive system, lower blood pressure, prevent heart disease and strengthen bones [15]. Bananas are rich in various nutrients, such as vitamins (A, C, B6 and B12) and minerals (potassium, iron, magnesium and calcium) [16]. Bananas are also rich in fibre which is slower to digest, thus making us feel full longer, reducing calorie intake, which will lead to weight loss. Consumption of banana flour has been shown to reduce weight in obese rats [17]. Ambon banana (*Musa paradisiaca var Sapientum*) is one of the most popular bananas in Indonesia. Besides being rich in nutrients and fibre, Ambon bananas also have a high antioxidant content. Ambon bananas are rich in saponins and tannins, which can reduce blood cholesterol levels [18,19]. Therefore, Ambon banana intake is predicted to inhibit lipid peroxidation and

improve cardiometabolic indicators such as body weight, BMI, waist circumference, abdominal circumference and systolic and diastolic blood pressure in adult males with central obesity.

MATERIAL AND METHODS

Subject

A total of 30 adult male volunteers with central obesity with a waist circumference of more than 90 cm, not on a diet, not on medication, not addicted to alcohol and drugs, and do not have physical abnormalities were involved in this study. All volunteers have signed written informed consent. This research has passed the ethical review of the Health Research Ethics Committee of the Medical Faculty, the University of Lampung with the EC number 2542/UN26.18/PP.05.02.00/2022.

Experimental Design

In this study, all volunteers were asked to consume 250 grams of Ambon banana at breakfast every day for 28 days. The number of bananas consumed by the volunteers was obtained based on the number of bananas that humans can tolerate every day and the results of a previous study by Cressey et al. (2014) earlier [16]. Cardiometabolic indicators, such as body weight, BMI, waist circumference, abdominal circumference and blood pressure, and plasma MDA levels of volunteers, were examined before and after 28 days of treatment.

MDA Assays

The volunteers' venous blood samples were collected before and after treatment for 28 days. Venous blood was taken using a five-cc vacutainer and then centrifuged until the serum was separated. The serum obtained was stored at -20 °C until the time of testing. MDA levels were tested using a modified thiobarbituric acid (TBA) method spectrophotometrically [20].

Statistical Analysis

Statistical analysis was performed using SPSS version 23. Descriptive statistics were presented in terms of mean±SD and median (Min-Max). Differences in the mean levels of MDA and cardiometabolic indicators before and after treatment were tested using the paired T-test and the Wilcoxon single-rank test at 95% confidence intervals.

RESULTS

General Characteristic

This study was conducted on 30 adult men with a mean age of 43.60±10.38 years. Most of the samples were in the age range of 46-56 years (53.3%). The average height of the sample was 166.67±4.92 cm, with an average weight of 84.29±12.04 kg and a median BMI of 29.38 (25.07 – 38.67). All samples had a waist circumference of more than 90 cm, with a median waist circumference of 98.50 (91 – 119) cm. The sample also had a systolic blood pressure higher than the normal systolic blood pressure, which was 130.50 (115 – 145) mmHg. In line with the systolic pressure, the median diastolic blood pressure of the sample was also higher than the normal diastolic pressure, which was 84.00 (70 – 95) mmHg (Table 1).

Table 1. General Characteristic

Parameter	Mean±SD / Median (Min-Max) n=30	Normal Value
Age, tahun	43.60±10.38	
- . 25 – 35 years	6 (20.0%)	
- . 36 – 45 years	8 (26.7%)	
- . > 46 years	16 (53.3%)	
Height, cm	166.67±4.92	
Body Weight, kg	84.29±12.04	
IMT, kg/m ²	29.38 (25.07 – 38.67)	18 – 25
Waist Circumference, cm	98.50 (91 – 119)	< 90 cm
Systolic pressure, mmHg	130.50 (115 – 145)	120
Diastolic pressure, mmHg	84.00 (70 – 95)	80

Daily Consumption Ambon Banana Fruits Improves Volunteer Cardiometabolic Indicators

The results showed that taking Ambon bananas at breakfast for 28 days was able to reduce body weight by 2.48% and BMI by 2.41%. Waist circumference also decreased by 2.54% (Table 2).

The results of paired T-test and Wilcoxon showed a significant reduction in body weight, BMI and waist circumference ($p < 0.05$) after 28 days of treatment (Fig. 1). Despite the decline, the BMI and waist circumference of the sample did not match the recommended normal reference value.

Table 2. Levels of Metabolic Indicators and MDA Before and After Ambon Banana Treatment

Parameter	Before	After	% Δ
Body Weight, kg	84.29 \pm 12.04	82.20 \pm 11.25	2.48%
IMT, kg/m ²	29.38 (25.07 – 38.67)	28.67 (24.85 – 37.97)	2.41%
Waist Circumference, cm	98.50 (91 – 119)	96.0 (90-117)	2.54%
Systolic pressure, mmHg	130.50 (115 – 145)	124.00 (116 – 138)	4.98%
Diastolic pressure, mmHg	84.00 (70 – 95)	80.00 (70 – 91)	4.76%
MDA, nmol/mL	7.18 \pm 0.12	6.36 \pm 0.17	11.42%

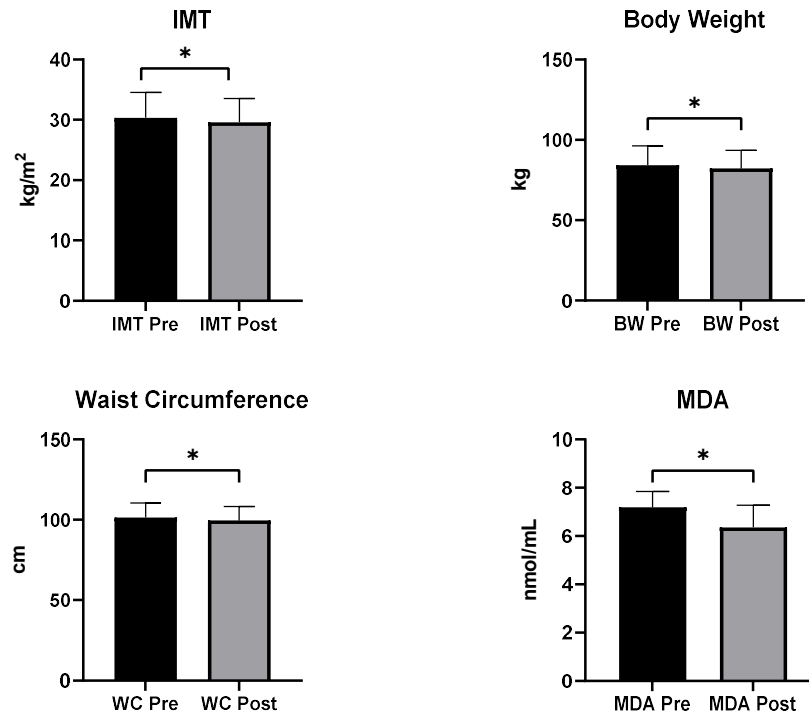


Figure 1. Comparison of body weight, BMI, waist circumference and MDA plasma levels before and after treatment. Note: * indicates a significant difference based on paired T-test and Wilcoxon at $\alpha=0.05$.

This study also showed that the intake of Ambon banana reduced systolic blood pressure by 4.98% and diastolic blood pressure by 4.76% (Table 2). Wilcoxon test results showed a significant decrease in systolic and diastolic pressure ($p < 0.05$) (Fig. 2).

Besides reducing various metabolic indicators, the intake of Ambon banana for 28 days was proven to reduce MDA plasma levels, which are markers of oxidative damage, by 11.42% (Table 2). Paired T-test results showed a significant decrease in MDA levels in the sample after treatment (Fig.1).

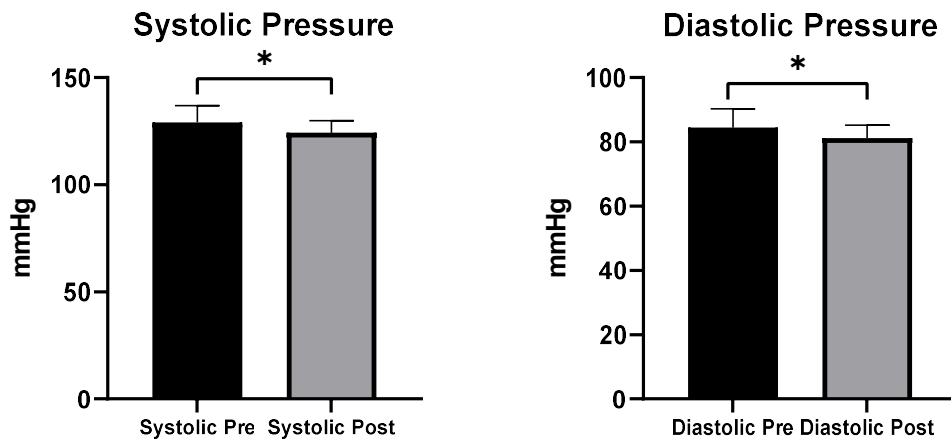


Figure 2. Comparison of systolic and diastolic blood pressure before and after treatment. Note: * indicates a significant difference based on the Wilcoxon test at $\alpha=0.05$.

DISCUSSION

Central obesity is the accumulation of fat in the visceral area associated with various degenerative diseases, such as cardiovascular disease, metabolic syndrome and insulin resistance [21-23]. Central obesity can be measured by indicators of BMI and waist circumference. All respondents in this study were adult men with obesity and central obesity. It is evidenced by the BMI and waist circumference of all respondents, which are higher than the normal range (Table 1).

Age is one of the factors that influence the incidence of central obesity. The older a person's age, the more weight will tend to increase [24]. The results of this study support this statement. In this study, the prevalence of men with central obesity increased with the increasing age of the volunteer. Central obesity was most commonly found in the age group over 46 (Table 1). This result is in line with a previous study which found that central obesity was most commonly found in the age range of 40-59 years [25]. The tendency of obesity in older men can be caused by unhealthy consumption patterns, low physical activity, and slower body metabolism than younger men [26].

People with central obesity generally tend to develop hypertension [27]. A study in Brazil even found that for every 1 cm increase in waist circumference, there will be an increase in the risk of developing hypertension by 1,045 times [28]. In line with this study, a recent study showed that the mean systolic and diastolic blood pressure was higher than the normal reference value (Table 1). Hypertension in centrally obese patients is usually associated with excess visceral fat that causes insulin resistance. The presence of insulin resistance can reduce the nitric oxide produced by endothelial cells. Nitric oxide is usually used to stimulate vasodilation in vascular tissue. Therefore, the presence of insulin resistance will reduce the ability of vasodilation of vascular tissue, thus causing hypertension [29].

Ambon banana is one of the most consumed fruits by the people of Indonesia. Ambon bananas are known to be rich in various antioxidants, such as saponins and tannins, which have been shown to reduce blood glucose levels and are antihyperlipidemic—in this study, consuming Ambon banana fruits at breakfast for 28 days significantly reduced body weight, BMI, waist circumference and systolic and diastolic blood pressure (Figures 1 and 2). It is related to the ability of saponins and tannins, which are found in Ambon bananas, to reduce body fat. Saponins and tannins are known to be able to lower cholesterol, by increasing secretion and preventing reabsorption [30], decreasing enterohepatic circulation of bile acids [18], and inhibiting their biosynthesis [19].

In addition to reducing these metabolic indicators, the intake of Ambon banana fruit has also been shown to reduce oxidative damage in patients with central obesity. It is evidenced by the decrease in respondents' MDA levels after consuming Ambon bananas for 28 days (Figure 1). This decrease is thought to have occurred through two mechanisms. First, through a decrease in lipids in the respondent's body. Ambon bananas are rich in saponins and tannins, which have

been shown to reduce cholesterol levels, thereby reducing lipids stored in the respondents' adipose tissue. Oxidative stress in obese patients can be triggered by various biochemical processes associated with lipid accumulation in the visceral area, such as the formation of superoxide due to NADPH oxidation, oxidative phosphorylation, autoxidation of glyceraldehyde, activation of protein kinase C (PKC) and through polyol and hexosamine pathways [31,32]. A decrease in lipid accumulation will decrease these biochemical processes and reduce lipid peroxidation so that MDA levels will decrease. The second mechanism, the antioxidant content in Ambon banana, such as saponins and tannins, can directly bind to free radicals formed in respondents with central obesity. In patients with central obesity, it is known that there is a significant increase in free radicals [33]. These high free radicals cause an increase in oxidative stress, which is the source of various metabolic diseases related to central obesity [34]. Antioxidants, such as saponins and tannins, will bind to these free radicals, thus becoming more stable molecules. The reduced number of circulating free radicals causes a decrease in lipid peroxidation, characterized by a decrease in MDA levels.

Our study has examined the effect of ambon banana consumption on the cardiometabolic indicator and plasma MDA levels in adult men with central obesity. It differs from a previous study which investigated the effect of banana consumption, especially ambon banana, on metabolic response and oxidative stress characteristics in healthy men [35] and calves [36]. Our study provides early evidence that daily consumption of ambon banana fruits improved cardiometabolic indicators and reduced oxidative stress levels in adult men with central obesity.

CONCLUSION

Ambon banana intake at breakfast for 28 days improved cardiometabolic indicators and reduced MDA levels in adult men with central obesity.

ACKNOWLEDGMENTS

The authors are so grateful to the Faculty of Medicine at the University of Lampung for funding and fully supporting this research.

CONFLICT OF INTEREST: The authors declare no conflict of interest.

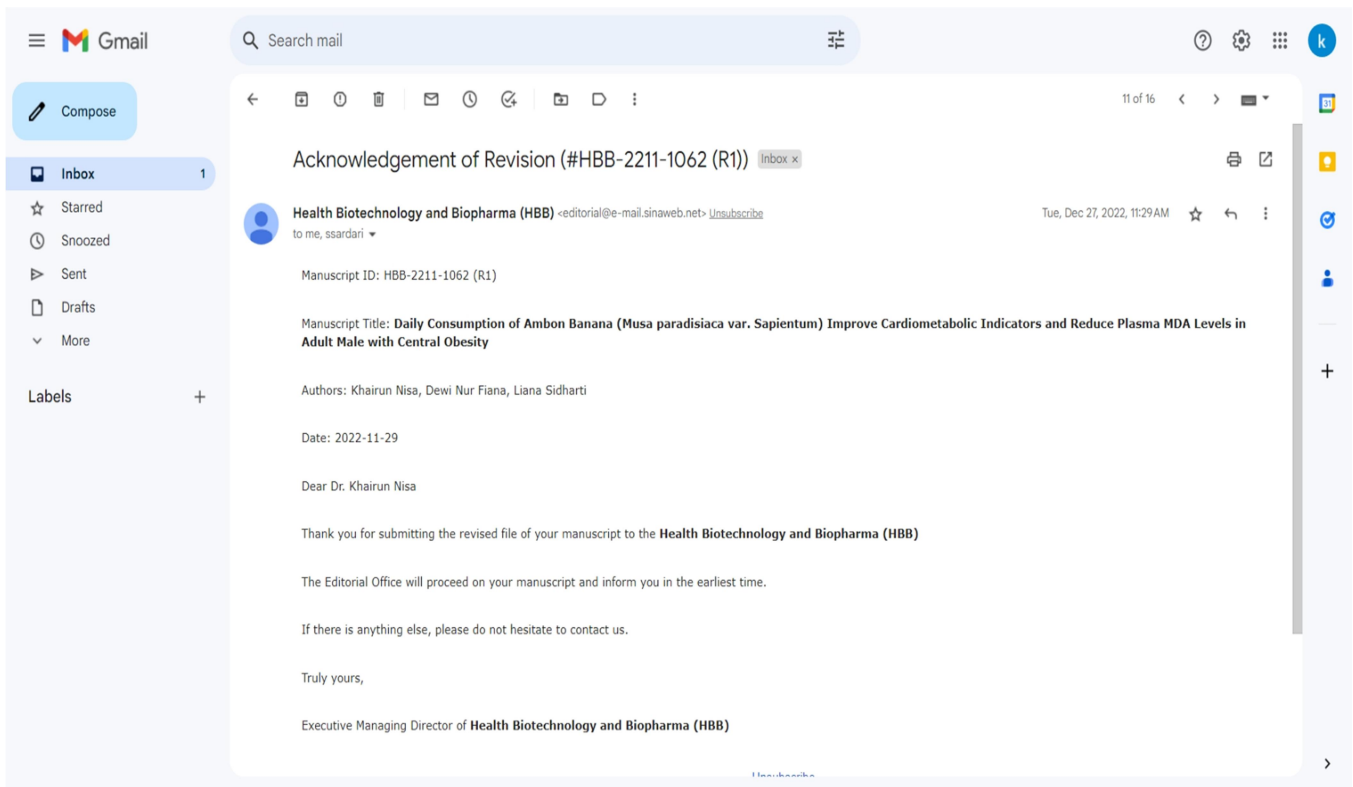
REFERENCES

1. Tchernof A, Despres JP. Pathophysiology of human visceral obesity: an update. *Physiol Rev.* 2013; 93(1):359-404.
2. Kementerian Kesehatan Republik Indonesia. Laporan Nasional Riskesdas 2018. Jakarta: Lembaga Penerbit Badan Penelitian dan Pengembangan Kesehatan; 2019.
3. Ekmen N, Helvaci A, Gunaldi M, Sasani H, Yildirmak ST. Leptin as an important link between obesity and cardiovascular risk factors in men with acute myocardial infarction. *Indian Heart Journal.* 2016; 68(2016):132-7.
4. Listiyana AD, Mardiana, Prameswari GN. Obesitas sentral dan kadar kolesterol darah total. *Jurnal Kesehatan Masyarakat.* 2013; 9(1):37-43.
5. Barengo NC, Tamayo DC, Tono T, Tuomilehto J. A Colombian diabetes risk score for detecting undiagnosed diabetes and impaired glucose regulation. *Primary Care Diabetes.* 2017; 11(1):86-93.
6. Alagiakrishnan K, Banach M, Ahmed A, Aronow WS. Complex relationship of obesity and obesity paradox in heart failure – higher risk of developing heart failure and better outcomes in established heart failure. *Annals of Medicine.* 2016; 48(8):603-13.
7. Henson J, Yates T, Biddle SJH, Edwardson CL, Khunti K, Wilmot EG, et al. Associations of objectively measured sedentary behaviour and physical activity with markers of cardiometabolic health. *Diabetologia.* 2013; 56:1012-1020.
8. NCD Country Profiles. (2011).Indonesia. Available from: http://www.who.int/nmh/countries/idn_en.pdf
9. Sanchez AG, Nava JIG, de la Cruz END, German E, Munoz C, Alvarado INB, et al. The effect of visceral abdominal fat volume on oxidative stress and proinflammatory cytokines in subjects with normal weight, overweight and obesity. *Diabetes, Metabolic Syndrome and Obesity: Targets and Therapy.* 2020; 13:1077-87.
10. Ray S, Sengupta A, Ray A. Effects of paraquat on antioxidant system in rats. *Indian Journal of Experimental Biology.* 2007; 45:432-438.

11. Valko M, Leibfritz D, Moncol J, Cronin MT, Mazur M, Telser J. Free radical and antioxidants in normal physiological functions and human disease. *The International Journal of Biochemistry and Cell Biology*. 2007; 39(2007): 44-48.
12. Adnan MT, Amin MN, Uddin G, Hussain MS, Sarwar MS, Hossain MK, et al. Increased concentration of serum MDA, decreased antioxidants and altered trace elements and macro-minerals are linked to obesity among Bangladeshi population. *Diabetes Metab Syndr*. 2019;13(2):933–938.
13. Sancho AML, Andujar DG, Ocana PR, Visiedo FM, Benito AS, Schwarz M, et al. Obesity-induced alterations in redox homeostasis and oxidative stress are present from an early age. *PLoS One*. 2018;13(1):1-17.
14. Ayala A, Muñoz MF, Argüelles S. Lipid peroxidation: production, metabolism, and signalling mechanisms of malondialdehyde and 4-hydroxy-2-nonenal. *Oxid Med Cell Longev*. 2014;2014(360438):1-31.
15. Imam MZ, Akter S. *Musa paradisiaca* L. and *Musa sapientum* L.: a phyto-chemical and pharmacological review. *J Appl Pharm Sci*. 2011; 1(5):14–20.
16. Cressey R, Kumsaiyai W, Mangklabruks A. Daily consumption of banana marginally improves blood glucose and lipid profile in hypercholesterolemic subjects and increases serum adiponectin in type 2 diabetic patients. *Indian J Exp Biol*. 2014; 52(12):1173-81.
17. Fu J, Wang Y, Tan S, Wang J. Effects of banana resistant starch on the biochemical indexes and intestinal flora of obese rats induced by a high fat diet and their correlation analysis. *Front Bioeng Biotechnol*. 2021; 9(575724):1-14.
18. Akanji MA, Ayorinde BT, Yakubu MT. Anti lipidaemic potential of aqueous extract of *Tapinanthus globiferus* leaves in rats. In: *Chemistry and Medicinal Value*. Singh VK, Govil JN, eds. Nigeria; 2009.
19. Al-Temimi A, Choudhary R. Determination of antioxidant activity in different kinds of plants in vivo and in vitro by using diverse technical methods. *Journal Nutrition of Food Science*. 2013; 3(1):1-9.
20. Rio DD, Steward AJ, Pellegrini N. A review of recent studies on malondialdehyde as a toxic molecule and biological marker of oxidative stress. *Nutrition, Metabolism & Cardiovascular Diseases*. 2005; 15:316-32.
21. Despres JP, Arsenault BJ, Cote M, Cartier A, Lemieux I. Abdominal obesity: The cholesterol of the 21st century? *Can J Cardiol*. 2008; 24:7-12.
22. Sandeep S, Gokulakrishnan K, Velmurugan K, Deepa M, Mohan V. Visceral & subcutaneous abdominal fat in relation to insulin resistance & metabolic syndrome in non diabetic south Indians. *Indian J Med Res*. 2010; 131:629-35.
23. Tatsumi Y, Nakao YM, Masuda I, Higashima A, Takegami M, Nishimura K, et al. risk for metabolic diseases in normal weight individuals with visceral fat accumulation: a cross sectional study in Japan. *BMJ Open*. 2017; 7(1):1-8.
24. Canning KL, Brown RE, Jamnik VK, Kuk JL. Relationship between obesity and obesity related morbidities weakens with aging. *J Gerontol A Biol Med Sci*. 2014; 69(1):87-92.
25. Septiyani, Seniwati. Obesitas dan dan Obesitas Sentral pada Masyarakat Usia Dewasa di Daerah Perkotaan Indonesia. *Jurnal Ilmiah Kesehatan*. 2020; 2(3):118-27.
26. Moreira GC, Cipullo JP, Ciorlia LAS, Cesarino CB, Martin JFV. Prevalence of metabolic syndrome: association with risk factors and cardiovascular complications in an urban population. *Plos One*. 2014; 9(9):1-10.

27. Nurdiantami Y, Watanabe K, Tanaka E, Pradono J, Anme T. Association of general and central obesity with hypertension. *Clin Nutr*. 2018; 37(4):1259-63.
28. Olinto MTA, Nacul LC, Gigante DP, Costa JSD, Menezes AMB, Macedo S. Waist circumference as a determinant of hypertension and diabetes in Brazilian women: a population based study. *Public Health Nutrition*. 2007; 7(5):629-35.
29. Kotchen TA. Obesity-related hypertension: epidemiology, pathophysiology, and clinical management. *Am J Hypertens Nat Publ Group*. 2010; 23(11):1170-8.
30. Khyade MS, Naikos NP. Pharmacognostical and physio-chemical standardization of leaves of *Wrightia tinctoria* R.BR. *International Journal of Pharmaceutical Research and Development*. 2009; 8(5):1-10.
31. Savini I, Catani MV, Evangelista D, Gasperi V, Avigliano L. Obesity associated oxidative stress: strategies finalized to improve redox state. *Int J Mol Sci*. 2013; 14(5):10497-538.
32. Serra D, Mera P, Malandrino MI, Mir JF, Herrero L. Mitochondrial fatty acid oxidation in obesity. *Antioxid Redox Signal*. 2013; 19(3):269-84.
33. Na IJ, Park JS, Park SB. Association between abdominal obesity and oxidative stress in Korean adults. *Korean J Farm Med*. 2019; 40(6):395-8.
34. Marseglia L, Manti S, D'Angelo G, Nicotera A, Parisi E, Di Rosa G, et al. Oxidative stress in obesity: a critical component in human diseases. *Int J Mol Sci*. 2014; 16(1):1-23.
35. Leelarungayub J, Parameyon A, Eungpinichpong W, Klaphajone J. Effect of banana (*Musa sapientum* Linn) consumption for physical strength, metabolic response, oxidative stress, lipid profiles, and interleukin-23 in healthy men: A preliminary study. *The Open Sport Sciences Journal*. 2017; 10(1):151-9.
36. Rad NK, Mohri M, Seifi HA, Haghparast A. The effect of administration of different parts of banana (*Musa Cavendish*) fruit extracts and peel powder on the oxidative/antioxidative characteristics and some mineral concentrations in neonatal dairy calves. *IJVST*. 2020; 1(22):37-42.

3. Acknowledgment of Manuscript Revision (December 22, 2022)



Source: <https://mail.google.com/mail/u/0/#inbox/FMfcgzGrblZkxQGwbqpJsRdFHtpxxLrQ>

4. Acceptance with Minor Revision (January 9-11, 2023)

Acceptance With Minor Revision (#HBB-2211-1062 (R1))

Health Biotechnology and Biopharma (HBB) <editorial@e-mail.sinaweb.net> [Unsubscribe](#)
to me

Manuscript ID: HBB-2211-1062 (R1)

Manuscript Title: **Daily Consumption of Ambon Banana (*Musa paradisiaca* var. *Sapientum*) Improve Cardiometabolic Indicators and Reduce Plasma MDA Levels in Adult Male with Central Obesity**

Authors: Khairun Nisa, Dewi Nur Fiana, Liana Sidharti

Dear Dr. Khairun Nisa

Evaluation process of the above mentioned manuscript has been reviewed. The comments of the reviewer(s) are included at the bottom of this letter.

The reviewer(s) have recommended publication, but also suggest some minor revisions to your manuscript. Therefore, I invite you to respond to the reviewer(s) comments and revise your manuscript within the period of defined time.

To revise your manuscript, log into <https://www.healthbiotechpharm.org/> and enter your Author Center, where you will find your manuscript title listed under "MANUSCRIPTS WITH DECISIONS." Under "Actions," click on "CREATE A REVISION." Your manuscript number has been appended to denote a revision.

Once the revised manuscript is prepared, you can upload it and submit it through your Author Center.

While submitting your revised manuscript, you will be able to respond to the comments made by the reviewer(s) in the space provided. You can use this space to document any changes you make to the original manuscript. To expedite the processing of the revised manuscript, please be as specific as possible in your response to the reviewer(s).

While submitting your revised manuscript, you will be able to respond to the comments made by the reviewer(s) in the space provided. You can use this space to document any changes you make to the original manuscript. To expedite the processing of the revised manuscript, please be as specific as possible in your response to the reviewer(s).

IMPORTANT: Your original files are available to you when you upload your revised manuscript. Please delete any redundant files before completing the submission.

Because we are trying to facilitate timely publication of manuscripts submitted to journal, your revised manuscript should be uploaded as soon as possible. If it is not possible for you to submit your revision in a reasonable amount of time, we may have to consider your paper as a new submission.

Once again, thank you for submitting your manuscript to this journal and I look forward to receiving your revision.

Truly yours,

Editorial Office of **Health Biotechnology and Biopharma (HBB)**

Reviewer(s) Comments to Author:

Please fill out the copyright form.

[Unsubscribe](#)

[Reply](#) [Forward](#)

Source: <https://mail.google.com/mail/u/0/#inbox/FMfcgzGrbvGPZTCgPrLVXttBnCjvpkst>

The screenshot displays a Gmail interface with a sidebar on the left containing navigation options like 'Compose', 'Inbox', 'Starred', 'Snoozed', 'Sent', 'Drafts', and 'More'. The main content area shows an email titled 'Acknowledgement of Revision (#HBB-2211-1062 (R1))' from 'Health Biotechnology and Biopharma (HBB)'. The email body contains the following text:

Manuscript ID: HBB-2211-1062 (R1)

Manuscript Title: **Daily Consumption of Ambon Banana (*Musa paradisiaca* var. *Sapientum*) Improve Cardiometabolic Indicators and Reduce Plasma MDA Levels in Adult Male with Central Obesity**

Authors: Khairun Nisa, Dewi Nur Fiana, Liana Sidharti

Date: 2022-11-29

Dear Dr. Khairun Nisa

Thank you for submitting the revised file of your manuscript to the **Health Biotechnology and Biopharma (HBB)**

The Editorial Office will proceed on your manuscript and inform you in the earliest time.

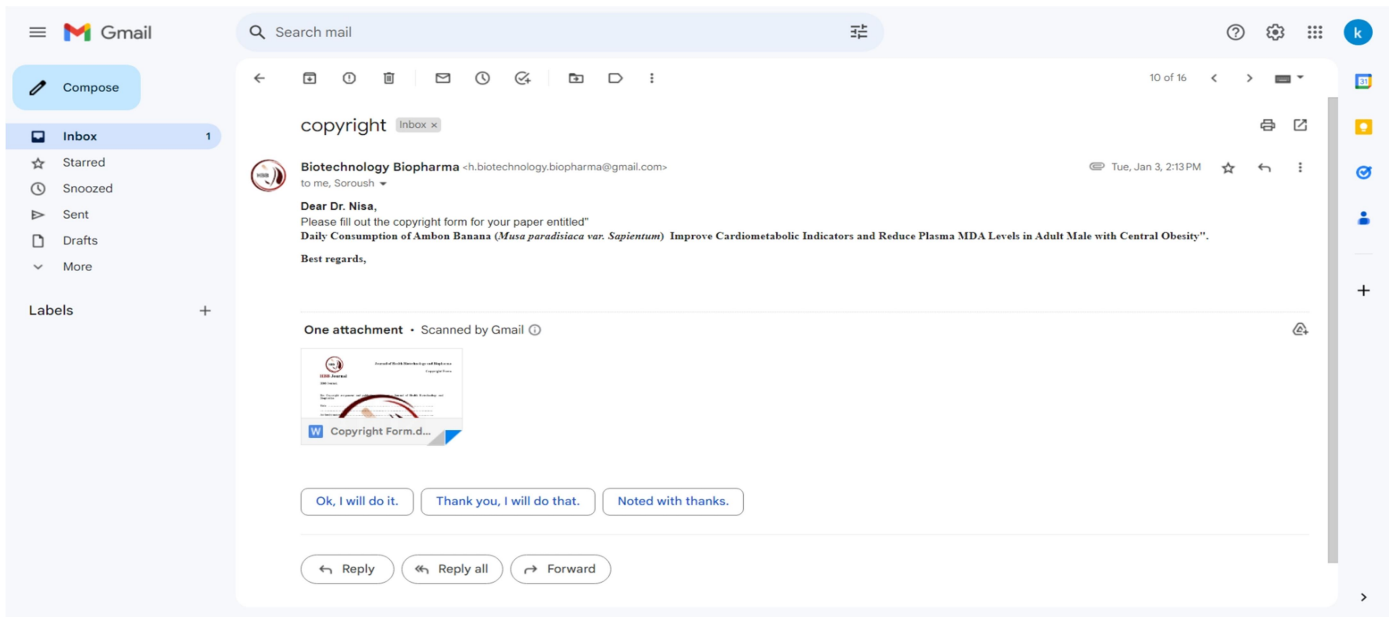
If there is anything else, please do not hesitate to contact us.

Truly yours,

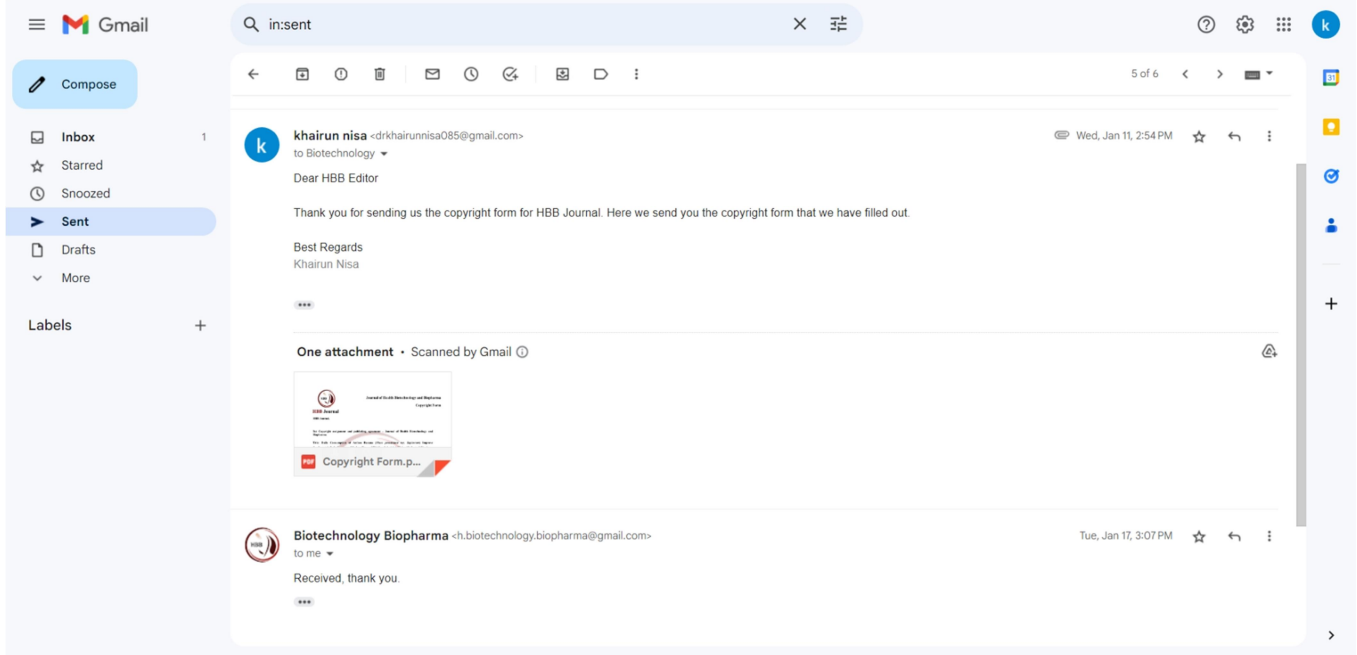
Executive Managing Director of **Health Biotechnology and Biopharma (HBB)**

Source: <https://mail.google.com/mail/u/0/#inbox/FMfcgzGrbvJhdRdlVSQHxmNrDkSnpDfk>

Ask for Copyright Form (January 3-17, 2023)



Source: <https://mail.google.com/mail/u/0/#inbox/FMfcgzGrbljqCgcNgRxnfbZDzfsBXjWL>



Source: <https://mail.google.com/mail/u/0/#sent/FMfcgzGrbvGPZTCxtDmXhzsFTbMjmnnc>

III. ACCEPTANCE LETTERS

February 27, 2023

Acceptance of manuscript (#HBB-2211-1062 (R1)) Inbox x

Health Biotechnology and Biopharma (HBB) <editorial@e-mail.sinaweb.net> [Unsubscribe](#)
to me, ssardari

Mon, Feb 27, 5:23 PM

Manuscript ID: HBB-2211-1062 (R1)

Manuscript Title: **Daily Consumption of Ambon Banana (*Musa paradisiaca* var. *Sapientum*) Improve Cardiometabolic Indicators and Reduce Plasma MDA Levels in Adult Male with Central Obesity**

Authors: Khairun Nisa, Dewi Nur Fiana, Liana Sidharti

Dear Dr. Khairun Nisa

Thank you very much for your submission to HBB. We are pleased to inform you that your paper has been accepted for publication in HBB.

Thank you for making Health Biotechnology and Biopharma (HBB) journal a vehicle for your research interests.

Kind regards,

Editorial Office of {Health Biotechnology and Biopharma (HBB)}

[Unsubscribe](#)

Article Acceptance Certificate

This certificate confirms that the following paper has been accepted for publication in
Health Biotechnology and Biopharma (HBB)

Title: Daily Consumption of Ambon Banana (*Musa paradisiaca* var. *Sapientum*) Improve
Cardiometabolic Indicators and Reduce Plasma MDA Levels in Adult Male with Central Obesity

ID: HBB-2211-1062 (R1)

Authors: Khairun Nisa, Dewi Nur Fiana, Liana Sidharti

Submit Date: 29 November 2022

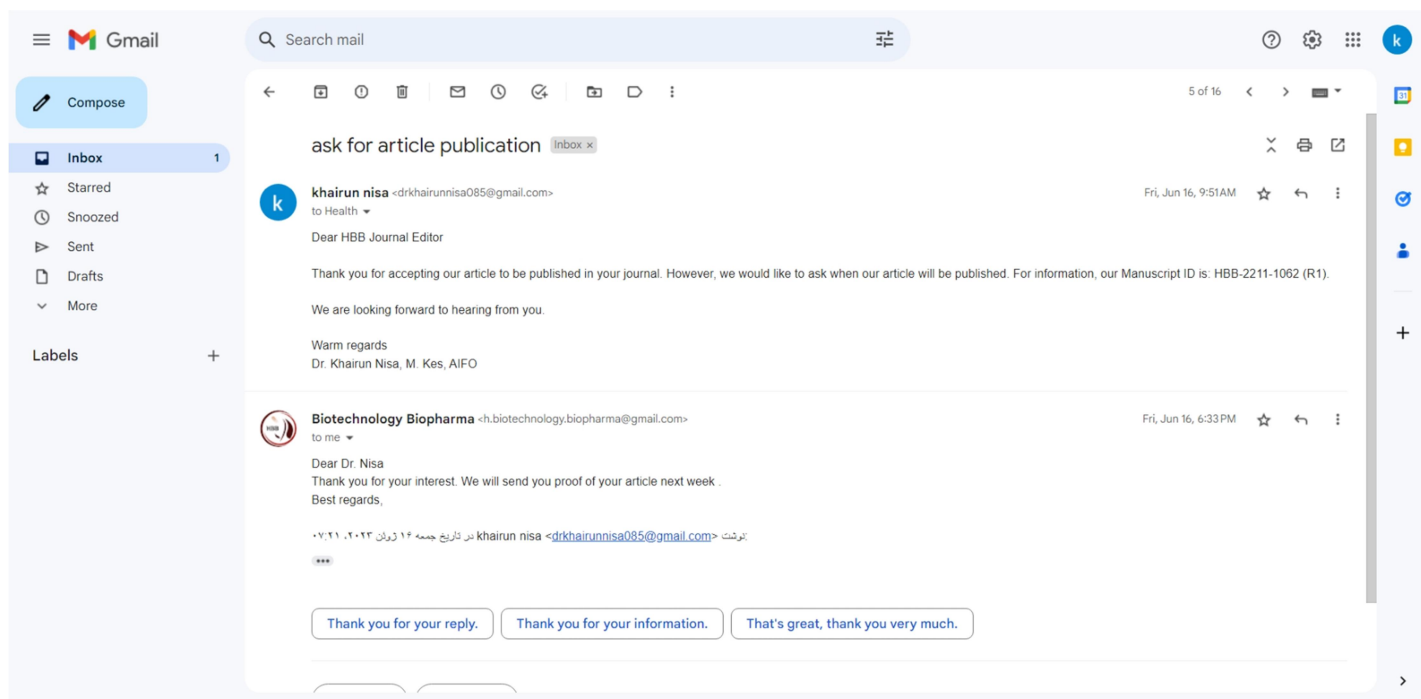
Accept Date: 27 February 2023

Prof. Soroush Sardari

Editor-in-Chief of Health Biotechnology and Biopharma (HBB)

IV. ASK FOR ARTICLE PUBLICATION

June 16, 2023



The screenshot shows a Gmail interface with the following elements:

- Header:** Gmail logo, search bar, and navigation icons.
- Left Sidebar:** Compose button, and folders: Inbox (1), Starred, Snoozed, Sent, Drafts, More, and Labels (+).
- Selected Email:**
 - Subject:** ask for article publication
 - From:** khairun nisa <drkhairunnisa085@gmail.com> to Health
 - Date:** Fri, Jun 16, 9:51AM
 - Body:**

Dear HBB Journal Editor

Thank you for accepting our article to be published in your journal. However, we would like to ask when our article will be published. For information, our Manuscript ID is: HBB-2211-1062 (R1).

We are looking forward to hearing from you.

Warm regards
Dr. Khairun Nisa, M. Kes, AIFO
- Reply Email:**
 - From:** Biotechnology Biopharma <h.biotechnology.biopharma@gmail.com> to me
 - Date:** Fri, Jun 16, 6:33PM
 - Body:**

Dear Dr. Nisa

Thank you for your interest. We will send you proof of your article next week.

Best regards,

توضیح: در تاریخ جمعه ۱۶ ژوئن ۲۰۲۳، ۰۷:۲۱
- Reply Buttons:** Three buttons are visible: "Thank you for your reply.", "Thank you for your information.", and "That's great, thank you very much."

Source: <https://mail.google.com/mail/u/0/#inbox/KtbxLthZjJHWSTHmdLnmhXqkVFNNhXWrL>

V. GALLEY PROOF OF THE MANUSCRIPT

June 26, 2026

The screenshot shows a Gmail interface with a search bar at the top. The left sidebar contains navigation options: Compose, Inbox (1), Starred, Snoozed, Sent, Drafts, More, and Labels (+). The main content area displays an email thread. The top email is from Biotechnology Biopharma to the user, dated Monday, June 26, 11:18 AM. It contains a subject line 'proof', a body with 'Dear Dr. Khairun Nisa', a request to check the proof in the next 48 hours, and an attachment 'HBB-2023-7-1-5...'. The bottom email is a reply from 'khairun nisa' to Biotechnology, dated Monday, July 3, 12:37 PM. The reply text reads: 'Dear HBB Journal Editorial Office', 'Thank you for sending me the proof of our article. We apologize for the delay in responding to your email as we have just now seen it. Please find attached the corrected proof of the article, where we have made the necessary revisions to the author names, author affiliations, and manuscript layout. Kindly consider using this updated version for publication. We appreciate your understanding and thank you for your kind assistance.', and 'Best regards'.

Daily consumption of Ambon banana (*Musa paradisiaca* var. *sapientum*) improve cardiometabolic indicators and reduce plasma MDA levels in adult male with central obesity

Khairun Nisa Berawi ^{1,*}, Dewi Nur Fiana ², Liana Sidharti ³

¹Department of Biochemistry, Medical Biology and Physiology, Faculty of Medicine, University of Lampung, Bandar Lampung, Lampung, Indonesia; ²Department of Medical Rehabilitation, Faculty of Medicine, University of Lampung, Bandar Lampung, Lampung, Indonesia; ³Department of Pharmacology, Faculty of Medicine, University of Lampung, Bandar Lampung, Lampung, Indonesia

***Corresponding author:** Khairun Nisa, Department of Biochemistry, Medical Biology and Physiology, Faculty of Medicine, University of Lampung, Bandar Lampung, Lampung, Indonesia. E- mail: drkhairunnisa085@gmail.com
DOI: 10.22034/HBB.2023.12

Received: November 09, 2022; **Accepted:** February 27, 2023

ABSTRACT

This study aimed to determine the effect of Ambon banana fruit consumption on plasma malondialdehyde (MDA) levels and other cardiometabolic indicators in adult men with central obesity. A total of 30 volunteers were involved. The volunteers were examined for their plasma MDA levels and cardiometabolic indicators before and after treatment. The results showed that consuming Ambon banana fruit at breakfast for 28 days significantly reduced body weight, BMI, waist circumference, and systolic and diastolic blood pressure ($p < 0.05$). Consuming Ambon banana at breakfast for 28 days improved cardiometabolic indicators and reduced plasma MDA levels in men with central obesity.

Keywords: Ambon banana; central obesity; cardiometabolic indicator

INTRODUCTION

Central obesity is defined as excess fat accumulation in subcutaneous fat tissue and abdominal visceral fat. This condition is a form of non-functioning subcutaneous fat tissue in the face of an energy

imbalance in the body. This body energy imbalance, among others, is caused by increased nutritional intake and lack of physical activity [1].

People with obesity tend to experience an increase every year, especially in

Nisa et al.

developing countries, including Indonesia. Lampung Province is one of the provinces with a large number of obese people in Indonesia. The results of Riskesdas in 2013 showed that 13 % of obese people in the population aged over 18 years in Lampung Province. It is much higher than the last survey data in 2007. Similar to obesity, central obesity also tends to increase. In 2007, the prevalence of central obesity was still 13 %, but in 2013 it increased to 19 % [2].

Central obesity is characterized by an increase in waist circumference or the ratio of waist circumference to hip circumference. Central obesity triggers disturbances in fatty acid regulation, resulting in higher cholesterol, triglycerides, LDL, total fat and saturated fatty acids [3,4]. Several studies have revealed that changes in cardiometabolic indicators in central obesity, such as an increase in waist circumference, LDL levels, as well as higher blood pressure, are risk factors for cardiovascular disease [5-7]. In Indonesia, cardiovascular disease is one of the leading causes of death. It is estimated that there are 30 % of deaths from cardiovascular disease [8].

Central obesity is also associated with oxidative stress. Central obesity is known

Banana improve cardiometabolic indicators

to increase lipid peroxidation [9]. Lipid peroxidation is an oxidation process in polyunsaturated fatty acids by free radicals, forming aldehyde compounds, such as malondialdehyde (MDA) [10,11]. Previous studies have shown a significant increase in MDA blood levels in obese people compared to healthy people [12,13]. Increased MDA levels are also closely related to increased plasma cholesterol levels and hypertension [14].

Bananas are one of the most consumed fruits. Traditionally, the consumption of bananas is believed to improve the digestive system, lower blood pressure, prevent heart disease and strengthen bones [15]. Bananas are rich in various nutrients, such as vitamins (A, C, B6 and B12) and minerals (potassium, iron, magnesium and calcium) [16]. Bananas are also rich in fibre which is slower to digest, thus making us feel full longer, reducing calorie intake, which will lead to weight loss. Consumption of banana flour has been shown to reduce weight in obese rats [17]. Ambon banana (*Musa paradisiaca var Sapientum*) is one of the most popular bananas in Indonesia. Besides being rich in nutrients and fibre, Ambon bananas also have a high antioxidant content. Ambon bananas are rich in saponins and tannins,

Nisa et al.

which can reduce blood cholesterol levels [18,19]. Therefore, Ambon banana intake is predicted to inhibit lipid peroxidation and improve cardiometabolic indicators such as body weight, BMI, waist circumference, abdominal circumference and systolic and diastolic blood pressure in adult males with central obesity.

MATERIALS AND METHODS

A total of 30 adult male volunteers with central obesity with a waist circumference of more than 90 cm, not on a diet, not on medication, not addicted to alcohol and drugs, and do not have physical abnormalities were involved in this study. All volunteers have signed written informed consent. This research has passed the ethical review of the Health Research Ethics Committee of the Medical Faculty, the University of Lampung with the EC number 2542/UN26.18/PP.05.02.00/2022.

Experimental Design

In this study, all volunteers were asked to consume 250 g of Ambon banana at breakfast every day for 28 days. The number of bananas consumed by the volunteers was obtained based on the number of bananas that humans can tolerate every day and the results of a

Banana improve cardiometabolic indicators

previous study by Cressey *et al.* in 2014 earlier [16]. Cardiometabolic indicators, such as body weight, BMI, waist circumference, abdominal circumference and blood pressure, and plasma MDA levels of volunteers, were examined before and after 28 days of treatment.

MDA Assays

The volunteers' venous blood samples were collected before and after treatment for 28 days. Venous blood was taken using a five-cc vacutainer and then centrifuged until the serum was separated. The serum obtained was stored at -20 °C until the time of testing. MDA levels were tested using a modified Thiobarbituric Acid (TBA) method spectrophotometrically [20].

Statistical Analysis

Statistical analysis was performed using SPSS version 23. Descriptive statistics were presented in terms of mean±SD and median (Min-Max). Differences in the mean levels of MDA and cardiometabolic indicators before and after treatment were tested using the paired T-test and the Wilcoxon single-rank test at 95 % confidence intervals.

RESULTS

General Characteristic

This study was conducted on 30 adult men with a mean age of 43.60±10.38 years. Most of the samples were in the age range of 46-56 years (53.3 %). The average height of the sample was 166.67±4.92 cm, with an average weight of 84.29±12.04 kg and a median BMI of 29.38 (25.07–38.67). All samples had a waist circumference of more than 90 cm, with a median waist circumference of 98.50 (91–119) cm. The sample also had a systolic blood pressure higher than the normal systolic blood pressure, which was 130.50 (115–145) mmHg. In line with the systolic pressure, the median diastolic blood pressure of the

Banana improve cardiometabolic indicators

sample was also higher than the normal diastolic pressure, which was 84.00 (70–95) mmHg (Table 1).

Daily Consumption Ambon Banana Fruits Improves Volunteer Cardiometabolic Indicators

The results showed that taking Ambon bananas at breakfast for 28 days was able to reduce body weight by 2.48 % and BMI by 2.41 %. Waist circumference also decreased by 2.54 % (Table 2). The results of paired T-test and Wilcoxon showed a significant reduction in body weight, BMI and waist circumference (p<0.05) after 28 days of treatment (Figure 1). Despite the decline, the BMI and waist circumference of the sample did not match the recommended normal reference value.

Table 1. General Characteristic

Parameter	Mean±SD / Median (Min-Max) n=30	Normal Value
Age, tahun	43.60±10.38	
- . 25 – 35 years	6 (20.0%)	
- . 36 – 45 years	8 (26.7%)	
- . > 46 years	16 (53.3%)	
Height, cm	166.67±4.92	
Body Weight, kg	84.29±12.04	
IMT, kg/m ²	29.38 (25.07 – 38.67)	18 – 25
Waist Circumference, cm	98.50 (91 – 119)	< 90 cm
Systolic pressure, mmHg	130.50 (115 – 145)	120
Diastolic pressure, mmHg	84.00 (70 – 95)	80

This study also showed that the intake of Ambon banana reduced systolic blood pressure by 4.98 % and diastolic blood

pressure by 4.76 % (Table 2). Wilcoxon test results showed a significant decrease in

Nisa et al.

systolic and diastolic pressure ($p < 0.05$) (Figure 2).

Besides reducing various metabolic indicators, the intake of Ambon banana for 28 days was proven to reduce MDA

Banana improve cardiometabolic indicators

plasma levels, which are markers of oxidative damage, by 11.42 % (Table 2).

Paired T-test results showed a significant decrease in MDA levels in the sample after treatment (Figure 1).

Table 2. Levels of Metabolic Indicators and MDA Before and After Ambon Banana Treatment

Parameter	Before	After	% Δ
Body Weight, kg	84.29 \pm 12.04	82.20 \pm 11.25	2.48 %
IMT, kg/m ²	29.38 (25.07 – 38.67)	28.67 (24.85 – 37.97)	2.41 %
Waist Circumference, cm	98.50 (91 – 119)	96.0 (90-117)	2.54 %
Systolic pressure, mmHg	130.50 (115 – 145)	124.00 (116 – 138)	4.98 %
Diastolic pressure, mmHg	84.00 (70 – 95)	80.00 (70 – 91)	4.76 %
MDA, nmol/mL	7.18 \pm 0.12	6.36 \pm 0.17	11.42 %

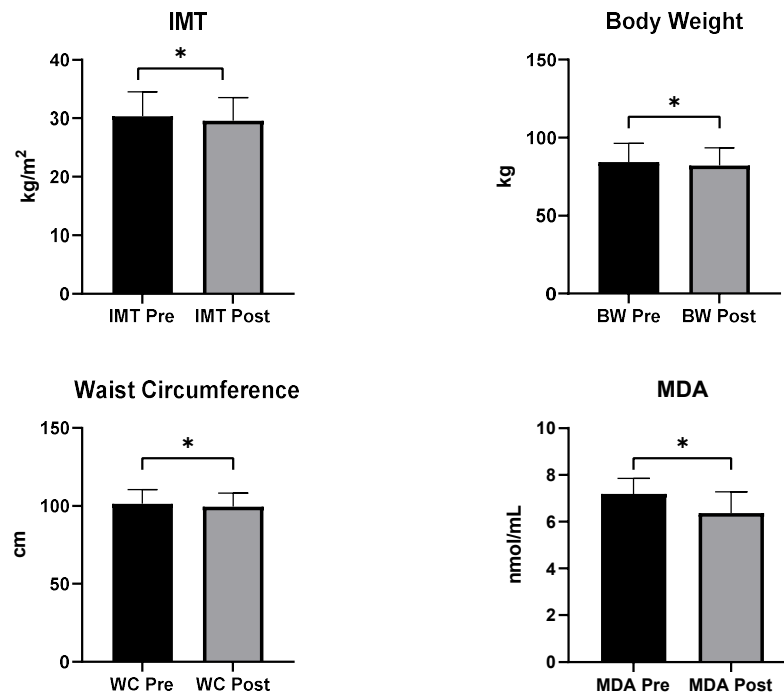


Figure 1. Comparison of body weight, BMI, waist circumference and MDA plasma levels before and after treatment. Note: * indicates a significant difference based on paired T-test and Wilcoxon at $\alpha = 0.05$.

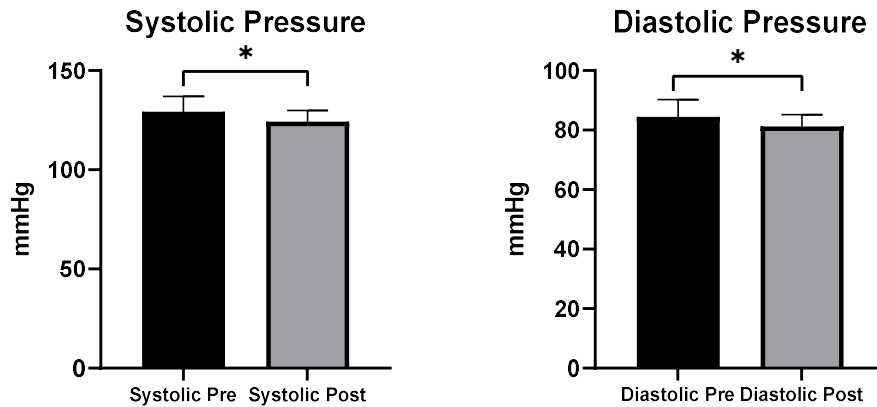


Figure 2. Comparison of systolic and diastolic blood pressure before and after treatment. Note: * indicates a significant difference based on the Wilcoxon test at $\alpha=0.05$.

DISCUSSION

Central obesity is the accumulation of fat in the visceral area associated with various degenerative diseases, such as cardiovascular disease, metabolic syndrome and insulin resistance [21-23]. Central obesity can be measured by indicators of BMI and waist circumference. All respondents in this study were adult men with obesity and central obesity. It is evidenced by the BMI and waist circumference of all respondents, which are higher than the normal range (Table 1). Age is one of the factors that influence the incidence of central obesity. The older a person's age, the more weight will tend to increase [24]. The results of this study support this statement. In this study, the prevalence of men with central obesity

increased with the increasing age of the volunteer. Central obesity was most commonly found in the age group over 46 (Table 1). This result is in line with a previous study which found that central obesity was most commonly found in the age range of 40-59 years [25]. The tendency of obesity in older men can be caused by unhealthy consumption patterns, low physical activity, and slower body metabolism than younger men [26].

People with central obesity generally tend to develop hypertension [27]. A study in Brazil even found that for every 1 cm increase in waist circumference, there will be an increase in the risk of developing hypertension by 1,045 times [28]. In line with this study, a recent study showed that the mean systolic and diastolic blood

Nisa et al.

pressure was higher than the normal reference value (Table 1). Hypertension in centrally obese patients is usually associated with excess visceral fat that causes insulin resistance. The presence of insulin resistance can reduce the nitric oxide produced by endothelial cells. Nitric oxide is usually used to stimulate vasodilation in vascular tissue. Therefore, the presence of insulin resistance will reduce the ability of vasodilation of vascular tissue, thus causing hypertension [29].

Ambon banana is one of the most consumed fruits by the people of Indonesia. Ambon bananas are known to be rich in various antioxidants, such as saponins and tannins, which have been shown to reduce blood glucose levels and are antihyperlipidemic in this study, consuming Ambon banana fruits at breakfast for 28 days significantly reduced body weight, BMI, waist circumference and systolic and diastolic blood pressure (Figures 1 and 2). It is related to the ability of saponins and tannins, which are found in Ambon bananas, to reduce body fat. Saponins and tannins are known to be able to lower cholesterol, by increasing secretion and preventing reabsorption [30], decreasing enterohepatic circulation of

Banana improve cardiometabolic indicators

bile acids [18], and inhibiting their biosynthesis [19].

In addition to reducing these metabolic indicators, the intake of Ambon banana fruit has also been shown to reduce oxidative damage in patients with central obesity. It is evidenced by the decrease in respondents' MDA levels after consuming Ambon bananas for 28 days (Figure 1). This decrease is thought to have occurred through two mechanisms. First, through a decrease in lipids in the respondent's body. Ambon bananas are rich in saponins and tannins, which have been shown to reduce cholesterol levels, thereby reducing lipids stored in the respondents' adipose tissue. Oxidative stress in obese patients can be triggered by various biochemical processes associated with lipid accumulation in the visceral area, such as the formation of superoxide due to NADPH oxidation, oxidative phosphorylation, autoxidation of glyceraldehyde, activation of Protein Kinase C (PKC) and through polyol and hexosamine pathways [31,32]. A decrease in lipid accumulation will decrease these biochemical processes and reduce lipid peroxidation so that MDA levels will decrease. The second mechanism, the antioxidant content in Ambon banana,

Nisa et al.

such as saponins and tannins, can directly bind to free radicals formed in respondents with central obesity. In patients with central obesity, it is known that there is a significant increase in free radicals [33]. These high free radicals cause an increase in oxidative stress, which is the source of various metabolic diseases related to central obesity [34]. Antioxidants, such as saponins and tannins, will bind to these free radicals, thus becoming more stable molecules. The reduced number of circulating free radicals causes a decrease in lipid peroxidation, characterized by a decrease in MDA levels.

CONCLUSION

Ambon banana intake at breakfast for 28 days improved cardiometabolic indicators and reduced MDA levels in adult men with central obesity. Our study has examined the effect of Ambon banana consumption on the cardiometabolic indicator and plasma MDA levels in adult men with central obesity. It differs from a previous study which investigated the effect of banana consumption, especially Ambon banana, on metabolic response and oxidative stress characteristics in healthy men [35] and calves [36]. Our study

Banana improve cardiometabolic indicators

provides early evidence that daily consumption of Ambon banana fruits improved cardiometabolic indicators and reduced oxidative stress levels in adult men with central obesity.

ACKNOWLEDGMENT

The authors are so grateful to the Faculty of Medicine at the University of Lampung for funding and fully supporting this research.

REFERENCES

- [1]. Tchernof A, Despres JP. Pathophysiology of human visceral obesity: an update. *Physiol Rev.* 2013; 93(1): 359-404.
- [2]. Kementerian Kesehatan Republik Indonesia. *Laporan Nasional Riskeudas* 2018.
- [3]. Ekmen N, Helvaci A, Gunaldi M, Sasani H, Yildirmak ST. Leptin as an important link between obesity and cardiovascular risk factors in men with acute myocardial infarction. *Indian Heart J.* 2016; 68(2016):132-37.
- [4]. Listiyana AD, Mardiana, Prameswari GN. Obesitas sentral dan kadar kolesterol darah total. *J Kesehatan Masyarakat.* 2013; 9(1): 37-43.

Nisa et al.

- [5]. Barengo NC, Tamayo DC, Tono T, Tuomilehto J. A Colombian diabetes risk score for detecting undiagnosed diabetes and impaired glucose regulation. *Primary Care Diabetes*. 2017; 11(1): 86-93.
- [6]. Alagiakrishnan K, Banach M, Ahmed A, Aronow WS. Complex relationship of obesity and obesity paradox in heart failure – higher risk of developing heart failure and better outcomes in established heart failure. *Annals Med*. 2016; 48(8): 603-13.
- [7]. Henson J, Yates T, Biddle SJH, Edwardson CL, Khunti K, Wilmot EG, et al. Associations of objectively measured sedentary behaviour and physical activity with markers of cardiometabolic health. *Diabetologia*. 2013; 56:1012-1020.
- [8]. Lembaga Penerbit Badan Penelitian dan Pengembangan Kesehatan; 2019.
- [9]. Sanchez AG, Nava JIG, de la Cruz END, German E, Munoz C, Alvarado INB, et al. The effect of visceral abdominal fat volume on oxidative stress and proinflammatory cytokines in subjects with normal weight, overweight and obesity. *Diabetes, Metabolic Syndrome and Obesity: Targets and Therapy*. 2020; 13: 1077-87.
- [10]. Ray S, Sengupta A, Ray A. Effects of paraquat on antioxidant system in rats.

Banana improve cardiometabolic indicators

- Indian J Experimental Biol*. 2007; 45: 432-438.
- [11]. Valko M, Leibfritz D, Moncol J, Cronin MT, Mazur M, Telser J. Free radical and antioxidants in normal physiological functions and human disease. *The Inter J Biochem and Cell Biol*. 2007; 39(2007): 44-48.
- [12]. Adnan MT, Amin MN, Uddin G, Hussain MS, Sarwar MS, Hossain MK, et al. Increased concentration of serum MDA, decreased antioxidants and altered trace elements and macro-minerals are linked to obesity among Bangladeshi population. *Diabetes Metab Syndr*. 2019; 13(2): 933–38.
- [13]. Sancho AML, Andujar DG, Ocana PR, Visiedo FM, Benito AS, Schwarz M, et al. Obesity-induced alterations in redox homeostasis and oxidative stress are present from an early age. *PLoS One*. 2018; 13(1): 1-17.
- [14]. Ayala A, Muñoz MF, Argüelles S. Lipid peroxidation: production, metabolism, and signalling mechanisms of malondialdehyde and 4-hydroxy-2-nonenal. *Oxid Med Cell Longev*. 2014; 360438: 1-31.
- [15]. Imam MZ, Akter S. *Musa paradisiaca* L. and *Musa sapientum* L.: a phyto-chemical and pharmacological

Nisa et al.

review. *J Appl Pharm Sci.* 2011; 1(5): 14–20.

[16]. Cressey R, Kumsaiyai W, Mangklabruks A. Daily consumption of banana marginally improves blood glucose and lipid profile in hypercholesterolemic subjects and increases serum adiponectin in type 2 diabetic patients. *Indian J Exp Biol.* 2014; 52(12): 1173-81.

[17]. Fu J, Wang Y, Tan S, Wang J. Effects of banana resistant starch on the biochemical indexes and intestinal flora of obese rats induced by a high fat diet and their correlation analysis. *Front Bioeng Biotechnol.* 2021; 9(575724): 1-14.

[18]. Akanji MA, Ayorinde BT, Yakubu MT. Anti lipidaemic potential of aqueous extract of *Tapinanthus globiferus* leaves in rats. *Chemistry and Medicinal Value. Nigeria;* 2009.

[19]. Al-Temimi A, Choudhary R. Determination of antioxidant activity in different kinds of plants in vivo and in vitro by using diverse technical methods. *J Nutrition Food Sci.* 2013; 3(1): 1-9.

[20]. Rio DD, Steward AJ, Pellegrini N. A review of recent studies on malondialdehyde as a toxic molecule and biological marker of oxidative stress. *Nutrition, Metabolism & Cardiovascular Diseases.* 2005; 15: 316-32.

Banana improve cardiometabolic indicators

[21]. Despres JP, Arsenault BJ, Cote M, Cartier A, Lemieux I. Abdominal obesity: The cholesterol of the 21st century? *Can J Cardiol.* 2008; 24: 7-12.

[22]. Sandeep S, Gokulakrishnan K, Velmurugan K, Deepa M, Mohan V. Visceral & subcutaneous abdominal fat in relation to insulin resistance & metabolic syndrome in non diabetic south Indians. *Indian J Med Res.* 2010; 131: 629-35.

[23]. Tatsumi Y, Nakao YM, Masuda I, Higashima A, Takegami M, Nishimura K, et al. risk for metabolic diseases in normal weight individuals with visceral fat accumulation: a cross sectional study in Japan. *BMJ Open.* 2017; 7(1): 1-8.

[24]. Canning KL, Brown RE, Jamnik VK, Kuk JL. Relationship between obesity and obesity related morbidities weakens with aging. *J Gerontol A Biol Med Sci.* 2014; 69(1): 87-92.

[25]. Septiyani, Seniwati. Obesitas dan dan Obesitas Sentral pada Masyarakat Usia Dewasa di Daerah Perkotaan Indonesia. *Jurnal Ilmiah Kesehatan.* 2020; 2(3): 118-27.

[26]. Moreira GC, Cipullo JP, Ciorlia LAS, Cesarino CB, Martin JFV. Prevalence of metabolic syndrome: association with risk factors and cardiovascular complications

Nisa et al.

in an urban population. *Plos One*. 2014; 9(9): 1-10.

[27]. Nurdiantami Y, Watanabe K, Tanaka E, Pradono J, Anme T. Association of general and central obesity with hypertension. *Clin Nutr*. 2018; 37(4): 1259-63.

[28]. Olinto MTA, Nacul LC, Gigante DP, Costa JSD, Menezes AMB, Macedo S. Waist circumference as a determinant of hypertension and diabetes in Brazilian women: a population based study. *Public Health Nutr*. 2007; 7(5): 629-35.

[29]. Kotchen TA. Obesity-related hypertension: epidemiology, pathophysiology, and clinical management. *Am J Hypertens Nat Publ Group*. 2010; 23(11): 1170-8.

[30]. Khyade MS, Naikos NP. Pharmacognostical and physio-chemical standardization of leaves. *Inter J Pharm Res Develop*. 2009; 8(5): 1-10.

[31]. Savini I, Catani MV, Evangelista D, Gasperi V, Avigliano L. Obesity associated oxidative stress: strategies finalized to improve redox state. *Int J Mol Sci*. 2013; 14(5): 10497-538.

[32]. Serra D, Mera P, Malandrino MI, Mir JF, Herrero L. Mitochondrial fatty

Banana improve cardiometabolic indicators

acid oxidation in obesity. *Antioxid Redox Signal*. 2013; 19(3): 269-84.

[33]. Na IJ, Park JS, Park SB. Association between abdominal obesity and oxidative stress in Korean adults. *Korean J Farm Med*. 2019; 40(6): 395-8.

[34]. Marseglia L, Manti S, D'Angelo G, Nicotera A, Parisi E, Di Rosa G, et al. Oxidative stress in obesity: a critical component in human diseases. *Int J Mol Sci*. 2014; 16(1): 1-23.

[35]. Leelarungayub J, Parameyon A, Eungpinichpong W, Klaphajone J. Effect of banana (*Musa sapientum* Linn) consumption for physical strength, metabolic response, oxidative stress, lipid profiles, and interleukin-23 in healthy men: A preliminary study. *The Open Sport Sci J*. 2017; 10(1): 151-59.

[36]. Rad NK, Mohri M, Seifi HA, Haghparast A. The effect of administration of different parts of banana (*Musa Cavendish*) fruit extracts and peel powder on the oxidative/antioxidative characteristics and some mineral concentrations in neonatal dairy calves. *Iran J Veter Sci Tech*. 2020; 1(22): 37-42.

VI. PUBLISHED

July 2, 2023

Khairun Nisa ▾



Health Biotechnology and Biopharma (HBB)

Home / Daily consumption of Ambon banana (*Musa paradisiaca* var. *sapientum*) improve cardiometabolic indicators and reduce plasma MDA levels in adult male with central obesity

Search

- Home
- Browse ▾
- Journal Info ▾
- Guide for Authors
- Submit Manuscript
- Reviewers
- Contact Us

Daily consumption of Ambon banana (*Musa paradisiaca* var. *sapientum*) improve cardiometabolic indicators and reduce plasma MDA levels in adult male with central obesity

Document Type : Original Research Article

Authors

Khairun Nisa ¹ Dewi Nur Fiana ² Liana Sidharti ³

¹ Department of Biochemistry, Medical Biology and Physiology, Medical Faculty, University of Lampung

² Department of Medical Rehabilitation, Medical Faculty, University of Lampung

³ Department of Anesthesiology, Medical Faculty, University of Lampung

10.22034/HBB.2023.12

Abstract

This study aimed to determine the effect of Ambon banana fruit consumption on plasma malondialdehyde (MDA) levels and other cardiometabolic indicators in adult men with central obesity. A total of 30 volunteers were involved. The volunteers were examined for their plasma MDA levels and cardiometabolic indicators before and after treatment. The results showed that consuming Ambon banana fruit at breakfast for 28 days significantly reduced body weight, BMI, waist circumference, and systolic and diastolic blood pressure ($p < 0.05$). Consuming Ambon banana at breakfast for 28 days improved cardiometabolic indicators and reduced plasma MDA levels in men with central obesity.

Keywords

Ambon banana central obesity cardiometabolic indicator

Main Subjects

Medicinal sciences

Volume 7, Issue 1
July 2023
Pages 78-89

Files ▾

- XML
- PDF 127.85 K

Share ▾

How to cite ▾

Statistics ▾

Article View: 68
PDF Download: 14

- Home
- About Journal
- Editorial Board
- Submit Manuscript
- Contact Us
- Glossary
- Sitemap

News

Newsletter Subscription

Subscribe to the journal newsletter and receive the latest news and updates



Source: https://www.healthbiotechpharm.org/article_167577.html

My Home / Author / Manuscript Information



Manuscript Information Authors **Files**

#	File Type	File Name	Size	File Description	Upload Date	Download
Files Sent by Authors						
1	Title Page	Title Page.docx	14.76 KB		2022-11-09	
2	Responses to Technical Check Results	RESPONSE FOR HBB EDITOR.edited.docx	14.67 KB	Responses to Editor Check	2022-11-29	
3	Manuscript Main File	Draft_Daily Consumption of Ambon Banana.docx	88.88 KB		2022-12-27	
4	Response to Reviewer	Copyright Form.pdf	1.26 MB	Copyright Form	2023-01-11	
Files Sent by Editor-in-Chief to Author						
5	Editor-in-Chief File	Copyright Form.docx	138.33 KB		2023-01-09	
Manuscript Acceptance Receipt						
6	Manuscript Acceptance Receipt	8.pdf	314.71 KB		2023-02-27	

Source: https://www.healthbiotechpharm.org/author?_action=info&manuscript=369184

Article Acceptance Certificate

This certificate confirms that the following paper has been accepted for publication in
Health Biotechnology and Biopharma (HBB), Volume 7, Issue 1

Title: Daily Consumption of Ambon Banana (*Musa paradisiaca* var. *Sapientum*) Improve
Cardiometabolic Indicators and Reduce Plasma MDA Levels in Adult Male with Central Obesity

ID: HBB-2211-1062 (R1)

Authors: Khairun Nisa, Dewi Nur Fiana, Liana Sidharti

Submit Date: 29 November 2022

Accept Date: 27 February 2023

Publish Date: 01 July 2023

Prof. Soroush Sardari

Editor-in-Chief of Health Biotechnology and Biopharma (HBB)

Daily consumption of Ambon banana (*Musa paradisiaca* var. *sapientum*) improve cardiometabolic indicators and reduce plasma MDA levels in adult male with central obesity

Khairun Nisa Berawi^{1,*}, Dewi Nur Fiana², Liana Sidharti³

¹Department of Biochemistry, Medical Biology and Physiology, Faculty of Medicine, University of Lampung, Bandar Lampung, Lampung, Indonesia; ²Department of Medical Rehabilitation, Faculty of Medicine, University of Lampung, Bandar Lampung, Lampung, Indonesia;

³Department of Pharmacology, Faculty of Medicine, University of Lampung, Bandar Lampung, Lampung, Indonesia

***Corresponding author:** Khairun Nisa, Department of Biochemistry, Medical Biology and Physiology, Faculty of Medicine, University of Lampung, Bandar Lampung, Lampung, Indonesia. E-mail: drkhairunnisa085@gmail.com
DOI: 10.22034/HBB.2023.12

Received: November 09, 2022; **Accepted:** February 27, 2023

ABSTRACT

This study aimed to determine the effect of Ambon banana fruit consumption on plasma malondialdehyde (MDA) levels and other cardiometabolic indicators in adult men with central obesity. A total of 30 volunteers were involved. The volunteers were examined for their plasma MDA levels and cardiometabolic indicators before and after treatment. The results showed that consuming Ambon banana fruit at breakfast for 28 days significantly reduced body weight, BMI, waist circumference, and systolic and diastolic blood pressure ($p < 0.05$). Consuming Ambon banana at breakfast for 28 days improved cardiometabolic indicators and reduced plasma MDA levels in men with central obesity.

Keywords: Ambon banana; central obesity; cardiometabolic indicator

INTRODUCTION

Central obesity is defined as excess fat accumulation in subcutaneous fat tissue and abdominal visceral fat. This condition

is a form of non-functioning subcutaneous fat tissue in the face of an energy imbalance in the body. This body energy imbalance, among others, is caused by increased nutritional intake and lack of physical activity [1].

Nisa et al.

People with obesity tend to experience an increase every year, especially in developing countries, including Indonesia. Lampung Province is one of the provinces with a large number of obese people in Indonesia. The results of Riskesdas in 2013 showed that 13 % of obese people in the population aged over 18 years in Lampung Province. It is much higher than the last survey data in 2007. Similar to obesity, central obesity also tends to increase. In 2007, the prevalence of central obesity was still 13 %, but in 2013 it increased to 19 % [2].

Central obesity is characterized by an increase in waist circumference or the ratio of waist circumference to hip circumference. Central obesity triggers disturbances in fatty acid regulation, resulting in higher cholesterol, triglycerides, LDL, total fat and saturated fatty acids [3,4]. Several studies have revealed that changes in cardiometabolic indicators in central obesity, such as an increase in waist circumference, LDL levels, as well as higher blood pressure, are risk factors for cardiovascular disease [5-7]. In Indonesia, cardiovascular disease is one of the leading causes of death. It is estimated that there are 30 % of deaths from cardiovascular disease [8].

Banana improve cardiometabolic indicators

Central obesity is also associated with oxidative stress. Central obesity is known to increase lipid peroxidation [9]. Lipid peroxidation is an oxidation process in polyunsaturated fatty acids by free radicals, forming aldehyde compounds, such as malondialdehyde (MDA) [10,11]. Previous studies have shown a significant increase in MDA blood levels in obese people compared to healthy people [12,13]. Increased MDA levels are also closely related to increased plasma cholesterol levels and hypertension [14].

Bananas are one of the most consumed fruits. Traditionally, the consumption of bananas is believed to improve the digestive system, lower blood pressure, prevent heart disease and strengthen bones [15]. Bananas are rich in various nutrients, such as vitamins (A, C, B6 and B12) and minerals (potassium, iron, magnesium and calcium) [16]. Bananas are also rich in fibre which is slower to digest, thus making us feel full longer, reducing calorie intake, which will lead to weight loss. Consumption of banana flour has been shown to reduce weight in obese rats [17]. Ambon banana (*Musa paradisiaca* var *Sapientum*) is one of the most popular bananas in Indonesia. Besides being rich in nutrients and fibre, Ambon bananas also

Nisa et al.

have a high antioxidant content. Ambon bananas are rich in saponins and tannins, which can reduce blood cholesterol levels [18,19]. Therefore, Ambon banana intake is predicted to inhibit lipid peroxidation and improve cardiometabolic indicators such as body weight, BMI, waist circumference, abdominal circumference and systolic and diastolic blood pressure in adult males with central obesity.

MATERIALS AND METHODS

A total of 30 adult male volunteers with central obesity with a waist circumference of more than 90 cm, not on a diet, not on medication, not addicted to alcohol and drugs, and do not have physical abnormalities were involved in this study. All volunteers have signed written informed consent. This research has passed the ethical review of the Health Research Ethics Committee of the Medical Faculty, the University of Lampung with the EC number 2542/UN26.18/PP.05.02.00/2022.

Experimental Design

In this study, all volunteers were asked to consume 250 g of Ambon banana at breakfast every day for 28 days. The number of bananas consumed by the volunteers was obtained based on the

Banana improve cardiometabolic indicators

number of bananas that humans can tolerate every day and the results of a previous study by Cressey *et al.* in 2014 earlier [16]. Cardiometabolic indicators, such as body weight, BMI, waist circumference, abdominal circumference and blood pressure, and plasma MDA levels of volunteers, were examined before and after 28 days of treatment.

MDA Assays

The volunteers' venous blood samples were collected before and after treatment for 28 days. Venous blood was taken using a five-cc vacutainer and then centrifuged until the serum was separated. The serum obtained was stored at -20 °C until the time of testing. MDA levels were tested using a modified Thiobarbituric Acid (TBA) method spectrophotometrically [20].

Statistical Analysis

Statistical analysis was performed using SPSS version 23. Descriptive statistics were presented in terms of mean±SD and median (Min-Max). Differences in the mean levels of MDA and cardiometabolic indicators before and after treatment were tested using the paired T-test and the Wilcoxon single-rank test at 95 % confidence intervals.

RESULTS

General Characteristic

This study was conducted on 30 adult men with a mean age of 43.60±10.38 years. Most of the samples were in the age range of 46-56 years (53.3 %). The average height of the sample was 166.67±4.92 cm, with an average weight of 84.29±12.04 kg and a median BMI of 29.38 (25.07–38.67). All samples had a waist circumference of more than 90 cm, with a median waist circumference of 98.50 (91–119) cm. The sample also had a systolic blood pressure higher than the normal systolic blood pressure, which was 130.50 (115–145) mmHg. In line with the systolic pressure, the median diastolic blood pressure of the

Banana improve cardiometabolic indicators

sample was also higher than the normal diastolic pressure, which was 84.00 (70–95) mmHg (Table 1).

Daily Consumption Ambon Banana Fruits Improves Volunteer Cardiometabolic Indicators

The results showed that taking Ambon bananas at breakfast for 28 days was able to reduce body weight by 2.48 % and BMI by 2.41 %. Waist circumference also decreased by 2.54 % (Table 2). The results of paired T-test and Wilcoxon showed a significant reduction in body weight, BMI and waist circumference (p<0.05) after 28 days of treatment (Figure 1). Despite the decline, the BMI and waist circumference of the sample did not match the recommended normal reference value.

Table 1. General Characteristic

Parameter	Mean±SD / Median (Min-Max) n=30	Normal Value
Age, tahun	43.60±10.38	
- . 25 – 35 years	6 (20.0%)	
- . 36 – 45 years	8 (26.7%)	
- . > 46 years	16 (53.3%)	
Height, cm	166.67±4.92	
Body Weight, kg	84.29±12.04	
IMT, kg/m ²	29.38 (25.07 – 38.67)	18 – 25
Waist Circumference, cm	98.50 (91 – 119)	< 90 cm
Systolic pressure, mmHg	130.50 (115 – 145)	120
Diastolic pressure, mmHg	84.00 (70 – 95)	80

Nisa et al.

This study also showed that the intake of Ambon banana reduced systolic blood pressure by 4.98 % and diastolic blood pressure by 4.76 % (Table 2). Wilcoxon test results showed a significant decrease in systolic and diastolic pressure ($p < 0.05$) (Figure 2).

Besides reducing various metabolic indicators, the intake of Ambon banana

Banana improve cardiometabolic indicators

for 28 days was proven to reduce MDA plasma levels, which are markers of oxidative damage, by 11.42 % (Table 2). Paired T-test results showed a significant decrease in MDA levels in the sample after treatment (Figure 1).

Table 2. Levels of Metabolic Indicators and MDA Before and After Ambon Banana Treatment

Parameter	Before	After	%Δ
Body Weight, kg	84.29 \pm 12.04	82.20 \pm 11.25	2.48 %
IMT, kg/m ²	29.38 (25.07 – 38.67)	28.67 (24.85 – 37.97)	2.41 %
Waist Circumference, cm	98.50 (91 – 119)	96.0 (90-117)	2.54 %
Systolic pressure, mmHg	130.50 (115 – 145)	124.00 (116 – 138)	4.98 %
Diastolic pressure, mmHg	84.00 (70 – 95)	80.00 (70 – 91)	4.76 %
MDA, nmol/mL	7.18 \pm 0.12	6.36 \pm 0.17	11.42 %

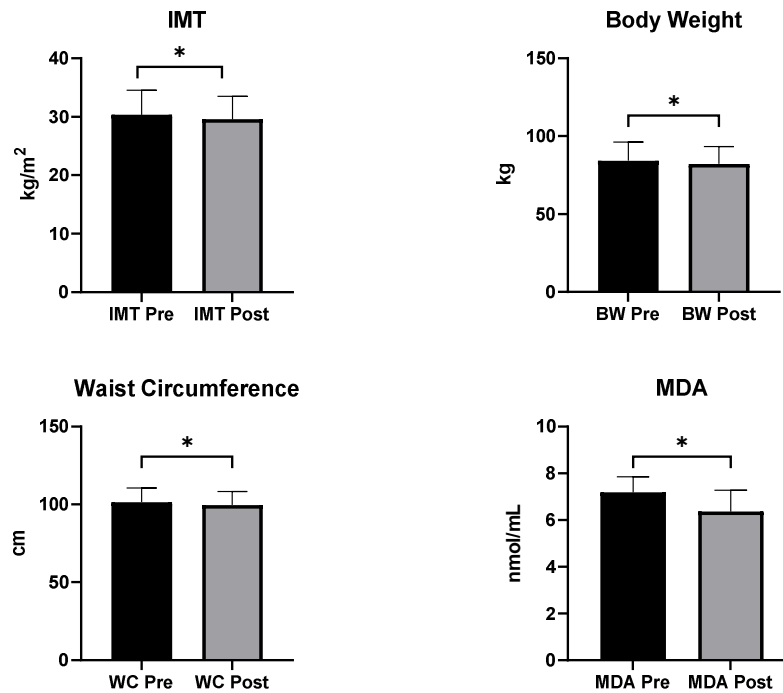


Figure 1. Comparison of body weight, BMI, waist circumference and MDA plasma levels before and after treatment. Note: * indicates a significant difference based on paired T-test and Wilcoxon at $\alpha=0.05$.

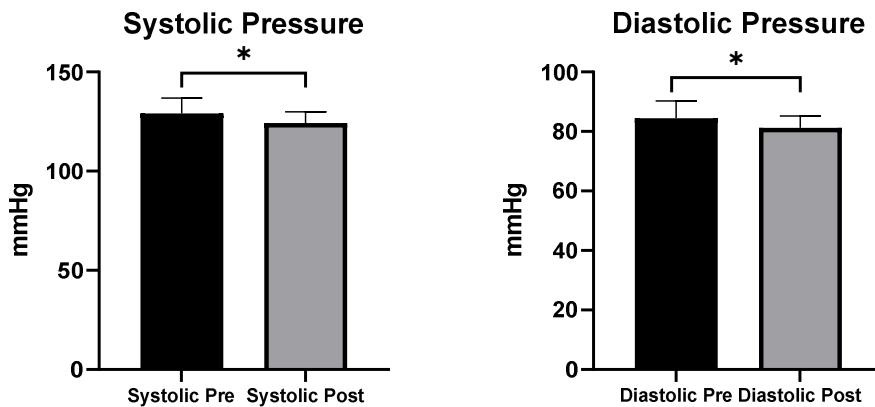


Figure 2. Comparison of systolic and diastolic blood pressure before and after treatment. Note: * indicates a significant difference based on the Wilcoxon test at $\alpha=0.05$.

DISCUSSION

Central obesity is the accumulation of fat in the visceral area associated with various degenerative diseases, such as cardiovascular disease, metabolic syndrome and insulin resistance [21-23]. Central obesity can be measured by indicators of BMI and waist circumference. All respondents in this study were adult men with obesity and central obesity. It is evidenced by the BMI and waist circumference of all respondents, which are higher than the normal range (Table 1).

Age is one of the factors that influence the incidence of central obesity. The older a person's age, the more weight will tend to increase [24]. The results of this study support this statement. In this study, the prevalence of men with central obesity increased with the increasing age of the volunteer. Central obesity was most commonly found in the age group over 46 (Table 1). This result is in line with a previous study which found that central obesity was most commonly found in the age range of 40-59 years [25]. The tendency of obesity in older men can be caused by unhealthy consumption patterns,

Banana improve cardiometabolic indicators

low physical activity, and slower body metabolism than younger men [26].

People with central obesity generally tend to develop hypertension [27]. A study in Brazil even found that for every 1 cm increase in waist circumference, there will be an increase in the risk of developing hypertension by 1,045 times [28]. In line with this study, a recent study showed that the mean systolic and diastolic blood pressure was higher than the normal reference value (Table 1). Hypertension in centrally obese patients is usually associated with excess visceral fat that causes insulin resistance. The presence of insulin resistance can reduce the nitric oxide produced by endothelial cells. Nitric oxide is usually used to stimulate vasodilation in vascular tissue. Therefore, the presence of insulin resistance will reduce the ability of vasodilation of vascular tissue, thus causing hypertension [29].

Ambon banana is one of the most consumed fruits by the people of Indonesia. Ambon bananas are known to be rich in various antioxidants, such as saponins and tannins, which have been shown to reduce blood glucose levels and are antihyperlipidemic in this study, consuming Ambon banana fruits at breakfast for 28 days significantly reduced

Nisa et al.

body weight, BMI, waist circumference and systolic and diastolic blood pressure (Figures 1 and 2). It is related to the ability of saponins and tannins, which are found in Ambon bananas, to reduce body fat. Saponins and tannins are known to be able to lower cholesterol, by increasing secretion and preventing reabsorption [30], decreasing enterohepatic circulation of bile acids [18], and inhibiting their biosynthesis [19].

In addition to reducing these metabolic indicators, the intake of Ambon banana fruit has also been shown to reduce oxidative damage in patients with central obesity. It is evidenced by the decrease in respondents' MDA levels after consuming Ambon bananas for 28 days (Figure 1). This decrease is thought to have occurred through two mechanisms. First, through a decrease in lipids in the respondent's body. Ambon bananas are rich in saponins and tannins, which have been shown to reduce cholesterol levels, thereby reducing lipids stored in the respondents' adipose tissue. Oxidative stress in obese patients can be triggered by various biochemical processes associated with lipid accumulation in the visceral area, such as the formation of superoxide due to NADPH oxidation, oxidative

Banana improve cardiometabolic indicators
phosphorylation, autoxidation of glyceraldehyde, activation of Protein Kinase C (PKC) and through polyol and hexosamine pathways [31,32]. A decrease in lipid accumulation will decrease these biochemical processes and reduce lipid peroxidation so that MDA levels will decrease. The second mechanism, the antioxidant content in Ambon banana, such as saponins and tannins, can directly bind to free radicals formed in respondents with central obesity. In patients with central obesity, it is known that there is a significant increase in free radicals [33]. These high free radicals cause an increase in oxidative stress, which is the source of various metabolic diseases related to central obesity [34]. Antioxidants, such as saponins and tannins, will bind to these free radicals, thus becoming more stable molecules. The reduced number of circulating free radicals causes a decrease in lipid peroxidation, characterized by a decrease in MDA levels.

CONCLUSION

Ambon banana intake at breakfast for 28 days improved cardiometabolic indicators and reduced MDA levels in adult men with central obesity. Our study has

Nisa et al.

examined the effect of Ambon banana consumption on the cardiometabolic indicator and plasma MDA levels in adult men with central obesity. It differs from a previous study which investigated the effect of banana consumption, especially Ambon banana, on metabolic response and oxidative stress characteristics in healthy men [35] and calves [36]. Our study provides early evidence that daily consumption of Ambon banana fruits improved cardiometabolic indicators and reduced oxidative stress levels in adult men with central obesity.

ACKNOWLEDGMENT

The authors are so grateful to the Faculty of Medicine at the University of Lampung for funding and fully supporting this research.

REFERENCES

- [1]. Tchernof A, Despres JP. Pathophysiology of human visceral obesity: an update. *Physiol Rev.* 2013; 93(1): 359-404.
- [2]. Kementerian Kesehatan Republik Indonesia. *Laporan Nasional Riskesdas* 2018.

Banana improve cardiometabolic indicators

- [3]. Ekmen N, Helvaci A, Gunaldi M, Sasani H, Yildirmak ST. Leptin as an important link between obesity and cardiovascular risk factors in men with acute myocardial infarction. *Indian Heart J.* 2016; 68(2016):132-37.
- [4]. Listiyana AD, Mardiana, Prameswari GN. Obesitas sentral dan kadar kolesterol darah total. *J Kesehatan Masyarakat.* 2013; 9(1): 37-43.
- [5]. Barengo NC, Tamayo DC, Tono T, Tuomilehto J. A Colombian diabetes risk score for detecting undiagnosed diabetes and impaired glucose regulation. *Primary Care Diabetes.* 2017; 11(1): 86-93.
- [6]. Alagiakrishnan K, Banach M, Ahmed A, Aronow WS. Complex relationship of obesity and obesity paradox in heart failure – higher risk of developing heart failure and better outcomes in established heart failure. *Annals Med.* 2016; 48(8): 603-13.
- [7]. Henson J, Yates T, Biddle SJH, Edwardson CL, Khunti K, Wilmot EG, et al. Associations of objectively measured sedentary behaviour and physical activity with markers of cardiometabolic health. *Diabetologia.* 2013; 56:1012-1020.
- [8]. Lembaga Penerbit Badan Penelitian dan Pengembangan Kesehatan; 2019.

Nisa et al.

- [9]. Sanchez AG, Nava JIG, de la Cruz END, German E, Munoz C, Alvarado INB, et al. The effect of visceral abdominal fat volume on oxidative stress and proinflammatory cytokines in subjects with normal weight, overweight and obesity. *Diabetes, Metabolic Syndrome and Obesity: Targets and Therapy*. 2020; 13: 1077-87.
- [10]. Ray S, Sengupta A, Ray A. Effects of paraquat on antioxidant system in rats. *Indian J Experimental Biol*. 2007; 45: 432-438.
- [11]. Valko M, Leibfritz D, Moncol J, Cronin MT, Mazur M, Telser J. Free radical and antioxidants in normal physiological functions and human disease. *The Inter J Biochem and Cell Biol*. 2007; 39(2007): 44-48.
- [12]. Adnan MT, Amin MN, Uddin G, Hussain MS, Sarwar MS, Hossain MK, et al. Increased concentration of serum MDA, decreased antioxidants and altered trace elements and macro-minerals are linked to obesity among Bangladeshi population. *Diabetes Metab Syndr*. 2019; 13(2): 933-38.
- [13]. Sancho AML, Andujar DG, Ocana PR, Visiedo FM, Benito AS, Schwarz M, et al. Obesity-induced alterations in redox homeostasis and oxidative stress are

Banana improve cardiometabolic indicators

- present from an early age. *PLoS One*. 2018; 13(1): 1-17.
- [14]. Ayala A, Muñoz MF, Argüelles S. Lipid peroxidation: production, metabolism, and signalling mechanisms of malondialdehyde and 4-hydroxy-2-nonenal. *Oxid Med Cell Longev*. 2014; 360438: 1-31.
- [15]. Imam MZ, Akter S. *Musa paradisiaca* L. and *Musa sapientum* L.: a phyto-chemical and pharmacological review. *J Appl Pharm Sci*. 2011; 1(5): 14-20.
- [16]. Cressey R, Kumsaiyai W, Mangklabruks A. Daily consumption of banana marginally improves blood glucose and lipid profile in hypercholesterolemic subjects and increases serum adiponectin in type 2 diabetic patients. *Indian J Exp Biol*. 2014; 52(12): 1173-81.
- [17]. Fu J, Wang Y, Tan S, Wang J. Effects of banana resistant starch on the biochemical indexes and intestinal flora of obese rats induced by a high fat diet and their correlation analysis. *Front Bioeng Biotechnol*. 2021; 9(575724): 1-14.
- [18]. Akanji MA, Ayorinde BT, Yakubu MT. Anti lipidaemic potential of aqueous extract of *Tapinanthus globiferus* leaves in rats. *Chemistry and Medicinal Value. Nigeria*; 2009.

Nisa et al.

- [19]. Al-Temimi A, Choudhary R. Determination of antioxidant activity in different kinds of plants in vivo and in vitro by using diverse technical methods. *J Nutrition Food Sci.* 2013; 3(1): 1-9.
- [20]. Rio DD, Steward AJ, Pellegrini N. A review of recent studies on malondialdehyde as a toxic molecule and biological marker of oxidative stress. *Nutrition, Metabolism & Cardiovascular Diseases.* 2005; 15: 316-32.
- [21]. Despres JP, Arsenault BJ, Cote M, Cartier A, Lemieux I. Abdominal obesity: The cholesterol of the 21st century? *Can J Cardiol.* 2008; 24: 7-12.
- [22]. Sandeep S, Gokulakrishnan K, Velmurugan K, Deepa M, Mohan V. Visceral & subcutaneous abdominal fat in relation to insulin resistance & metabolic syndrome in non diabetic south Indians. *Indian J Med Res.* 2010; 131: 629-35.
- [23]. Tatsumi Y, Nakao YM, Masuda I, Higashima A, Takegami M, Nishimura K, et al. risk for metabolic diseases in normal weight individuals with visceral fat accumulation: a cross sectional study in Japan. *BMJ Open.* 2017; 7(1): 1-8.
- [24]. Canning KL, Brown RE, Jamnik VK, Kuk JL. Relationship between obesity and obesity related morbidities weakens with

Banana improve cardiometabolic indicators

- aging. *J Gerontol A Biol Med Sci.* 2014; 69(1): 87-92.
- [25]. Septiyani, Seniwati. Obesitas dan dan Obesitas Sentral pada Masyarakat Usia Dewasa di Daerah Perkotaan Indonesia. *Jurnal Ilmiah Kesehatan.* 2020; 2(3): 118-27.
- [26]. Moreira GC, Cipullo JP, Ciorlia LAS, Cesarino CB, Martin JFV. Prevalence of metabolic syndrome: association with risk factors and cardiovascular complications in an urban population. *Plos One.* 2014; 9(9): 1-10.
- [27]. Nurdiantami Y, Watanabe K, Tanaka E, Pradono J, Anme T. Association of general and central obesity with hypertension. *Clin Nutr.* 2018; 37(4): 1259-63.
- [28]. Olinto MTA, Nacul LC, Gigante DP, Costa JSD, Menezes AMB, Macedo S. Waist circumference as a determinant of hypertension and diabetes in Brazilian women: a population based study. *Public Health Nutr.* 2007; 7(5): 629-35.
- [29]. Kotchen TA. Obesity-related hypertension: epidemiology, pathophysiology, and clinical management. *Am J Hypertens Nat Publ Group.* 2010; 23(11): 1170-8.
- [30]. Khyade MS, Naikos NP. Pharmacognostical and physio-chemical

Nisa et al.

standardization of leaves. *Inter J Pharm Res Develop.* 2009; 8(5): 1-10.

[31]. Savini I, Catani MV, Evangelista D, Gasperi V, Avigliano L. Obesity associated oxidative stress: strategies finalized to improve redox state. *Int J Mol Sci.* 2013; 14(5): 10497-538.

[32]. Serra D, Mera P, Malandrino MI, Mir JF, Herrero L. Mitochondrial fatty acid oxidation in obesity. *Antioxid Redox Signal.* 2013; 19(3): 269-84.

[33]. Na IJ, Park JS, Park SB. Association between abdominal obesity and oxidative stress in Korean adults. *Korean J Farm Med.* 2019; 40(6): 395-8.

[34]. Marseglia L, Manti S, D'Angelo G, Nicotera A, Parisi E, Di Rosa G, et al. Oxidative stress in obesity: a critical component in human diseases. *Int J Mol Sci.* 2014; 16(1): 1-23.

Banana improve cardiometabolic indicators

[35]. Leelarungayub J, Parameyon A, Eungpinichpong W, Klaphajone J. Effect of banana (*Musa sapientum* Linn) consumption for physical strength, metabolic response, oxidative stress, lipid profiles, and interleukin-23 in healthy men: A preliminary study. *The Open Sport Sci J.* 2017; 10(1): 151-59.

[36]. Rad NK, Mohri M, Seifi HA, Haghparast A. The effect of administration of different parts of banana (*Musa Cavendish*) fruit extracts and peel powder on the oxidative/antioxidative characteristics and some mineral concentrations in neonatal dairy calves. *Iran J Veter Sci Tech.* 2020; 1(22): 37-42.

VII. SCOPUS INDEXING



Scopus Preview

Author Search Sources

This author profile is generated by Scopus. [Learn more](#)

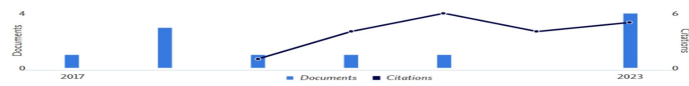
Berawi, Khairunnisa Nisa

[Universitas Lampung, Bandar Lampung, Indonesia](#) [57201434057](#) <https://orcid.org/0000-0001-5707-464X>

20 Citations by 20 documents | 11 Documents | 3 h-index [View h-graph](#)

[Set alert](#) [Save to list](#) [Edit profile](#) [More](#)

Document & citation trends



Scopus Preview

Scopus Preview users can only view a limited set of features. Check your institution's access to view all documents and features.

[Check access](#)

11 Documents | Cited by 20 documents | 0 Preprints | 33 Co-Authors | 0 Topics | 0 Awarded Grants [Beta](#)

Note:

Scopus Preview users can only view an author's last 10 documents, while most other features are disabled. Do you have [access](#) through your institution? Check your institution's access to view all documents and features.

11 documents

[Export all](#) [Save all to list](#)

Sort by: [Data \(newest\)](#)

Document Type	Title	Citations
Article	Daily consumption of Ambon banana (<i>Musa paradisiaca</i> var. <i>sapientum</i>) improve cardiometabolic indicators and reduce plasma MDA levels in adult male with central obesity Berawi, K.N., Fiana, D.N., Sibarti, L., <i>Health Biotechnology and Biopharma</i> , 2023, 7(0), pp. 78–89 Show abstract Related documents	0 Citations
Conference Paper - Article in Press - Open access	Synthesis and in vitro activity investigation of some dibutyl-, diphenyl- and triphenyltin(IV) carboxylates against leukemia cancer cell, L-1210 Hadi, S., Winarno, E.K., Winarno, H., ...Simanjuntak, W., Yandri, Y., <i>Pure and Applied Chemistry</i> , 2023 Show abstract Related documents	0 Citations
Article - Article in Press	Synthesis, characterization and in vitro activity study of some organotin(IV) carboxylates against leukemia cancer cell, L-1210 Hadi, S., Winarno, E.K., Winarno, H., ...Yandri, Y., Simanjuntak, W., <i>Physical Sciences Reviews</i> , 2023 Show abstract Related documents	1 Citations
Article - Open access	The Effect of Sanitation Performance and Parental Livelihood on Stunting Severity: Study at 3 Ecological Zones at South Lampung Regency, Indonesia Berawi, K.N., Puspaningrum, D.A., Bakri, S., ...Kurniawaty, E., Yanfika, H., <i>Universal Journal of Public Health</i> , 2023, 11(0), pp. 155–169 Show abstract Related documents	0 Citations
Article - Open access	Fuzzy-Based Application Model and Profile Matching for Recommendation Suitability of Type 2 Diabetic Wantoro, A., Syarif, A., Muludi, K., Berawi, K.N., <i>International Journal on Advanced Science, Engineering and Information Technology</i> , 2021, 11(3), pp. 1105–1116 Show abstract Related documents	0 Citations
Article - Open access	Decreased expression of peroxisome proliferator-activated receptor α gene as an indicator of metabolic disorders in stunting toddler Berawi, K.N., Maskoen, A.M., Akbar, I., <i>Open Access Macedonian Journal of Medical Sciences</i> , 2020, 8, pp. 175–180 Show abstract Related documents	1 Citations
Article - Open access	Decreasing zinc levels in stunting toddlers in Lampung Province, Indonesia Berawi, K.N., Hidayati, M.N., Susianti, ...Susantiningih, T., Maskoen, A.M., <i>Biomedical and Pharmacology Journal</i> , 2019, 12(0), pp. 239–243 Show abstract Related documents	2 Citations
Article - Open access	The effect of giving extract etanol of kepok banana peel (<i>Musa Acuminata</i>) toward total cholesterol level on male mice (<i>Mus Musculus L</i>) strain deutschland-denken-yoken (ddy) Obese Berawi, K.N., Bimandama, M.A., <i>Biomedical and Pharmacology Journal</i> , 2018, 11(2), pp. 769–774 Show abstract Related documents	4 Citations
Article - Open access	The effect of treadmill treatment on oxidative stress markers and endogenous antioxidant status in obesity mice Susantiningih, T., Pendiari, R.R.W., Berawi, K., Hadi, S., <i>Open Access Macedonian Journal of Medical Sciences</i> , 2018, 6(10), pp. 1803–1808 Show abstract Related documents	7 Citations
Article - Open access	Dyslipidemia incidents between general obesity and central obesity of employees with obesity at universitas lampung Berawi, K.N., Hadi, S., Lipoeto, N.I., Wahid, I., Jamsari, <i>Biomedical and Pharmacology Journal</i> , 2018, 11(0), pp. 201–207 Show abstract Related documents	0 Citations

[View list in search results format](#)

[View references](#)

[Set document alert](#)

Author Position

Based on 7 documents for 2013 - 2022

First author - 71%

5 Documents | 2 Average citations | 0.117 Average FWCi

Last author - 14%

Co-author - 14%

Corresponding author - 29%

Single author - 0%

[View author position details](#)

[Back to top](#)

About Scopus

[What is Scopus](#)
[Content coverage](#)
[Scopus blog](#)
[Scopus API](#)
[Privacy matters](#)

Language

[日本語版を表示する](#)
[查看简体中文版本](#)
[查看繁體中文版本](#)
[Просмотр версии на русском языке](#)

Customer Service

[Help](#)
[Tutorials](#)
[Contact us](#)

ELSEVIER

[Terms and conditions](#) [Privacy policy](#)

Copyright © Elsevier B.V. All rights reserved. Scopus® is a registered trademark of Elsevier B.V. We use cookies to help provide and enhance our service and tailor content. By continuing, you agree to the use of cookies.

RELX