

PAPER NAME

6. Effects of Eco-friendly Hot Oil Treatment on the Wood.pdf

AUTHOR

s b

WORD COUNT

2855 Words

CHARACTER COUNT

14646 Characters

PAGE COUNT

5 Pages

FILE SIZE

659.6KB

SUBMISSION DATE

Jan 17, 2023 8:18 AM GMT+7

REPORT DATE

Jan 17, 2023 8:19 AM GMT+7

● 15% Overall Similarity

The combined total of all matches, including overlapping sources, for each database.

- 13% Internet database
- 9% Publications database
- Crossref database
- Crossref Posted Content database
- 6% Submitted Works database

● Excluded from Similarity Report

- Bibliographic material
- Quoted material
- Cited material
- Small Matches (Less than 10 words)
- Manually excluded sources

4 Effects of Eco-friendly Hot Oil Treatment on the Wood Properties of *Gmelina Aborea* and *Cocos Nucifera*

Shalehudin D. Ma'ruf¹ Samsul Bakri¹ Indra Gumay Febryano² Agus Setiawan²
Agus Haryanto³ Intan Fajar Suri⁴ Nam Hun Kim⁴ Wahyu Hidayat^{2,*}

¹Graduate School of Environmental Sciences, Universitas Lampung, Bandar Lampung, Indonesia

²Department of Forestry, Faculty of Agriculture, Universitas Lampung, Bandar Lampung, Indonesia

³Department of Agricultural Engineering, Universitas Lampung, Bandar Lampung, Indonesia

²Department of Forest Materials Engineering, College of Forest and Environmental Sciences, Kangwon National University, Republic of Korea

*Corresponding author. Email: wahyu.hidayat@fp.unila.ac.id

ABSTRACT

Most of wood in Indonesia is dominated by fast-growing wood such as *gmelina* (*Gmelina arborea*) and materials such as coconut (*Cocos nucifera*). Using fast-growing wood natural forests, increase economic growth, and is more environment friendly. The objective of this study was to improve the wood properties of *G. arborea* and *C. nucifera* via hot oil treatment. The experiment was conducted in a lab-scale furnace using a commercial grade palm oil at 180°C, 200°C, 220°C, and 240°C for 3 h. The effect of hot oil treatment on color change, physical, and mechanical properties was evaluated. The results showed that increasing treatment temperature increase of the overall color change (ΔE^*) in both *G. arborea* and *C. nucifera*. The density of *G. arborea* and *C. nucifera* decreased with increased temperature. The results also showed that increase in temperature reduced the moisture content, density and water absorption in both woods. The compressive strength of *G. arborea* and *C. nucifera* decreased with the increase in treatment temperature.

Keywords: color change, hot oil treatment, mechanical properties, physical properties

1. INTRODUCTION

Indonesia log production increased from 33.41 million m³ in 2013 to 48.74 million m³ in 2018 [1]. The logs come from plantation forests (40.14 million m³) and natural forests (8.60 million m³), so that plantations forest are the largest source of logs in Indonesia. Based on [2] data plantation forests are dominated by fast-growing wood which has a shorter harvest time, so that it has a higher amount of production. Utilization of fast-growing wood from plantation forests can protect natural forests because fast-growing wood can substitute wood from natural forests, can increase economic growth, and is more environment friendly when compared to other materials such as concrete and steel [3].

However, fast-growing wood has a low density, low strength, high longitudinal shrinkage, and high portion of juvenile wood [4,5]. Therefore, an improvement of wood quality is needed, such as through wood modification. Wood modification can be defined as

efforts to improve the quality of wood so as to produce higher quality wood [6,7]. Wood modification consists of chemical modification, impregnation, surface modification, and thermal modification or heat treatment. Heat treatment of wood has more advantages compared to other wood modification techniques because it is considered as an environmentally-friendly modification-technology since no toxic chemicals are used in the process [7,8].

Heat treatment of wood is the application of heat to wood at a temperature ranging between 160°C and 180°C with a relatively short time [6,9]. Heat treatment of wood has several methods, namely Thermo wood, Plato wood, Rectification, Bois Perdure, and hot oil treatment, which are useful for increasing dimensional stability, resistance to decay and the strength of wood [10]. One method of wood modification that has been used is hot oil treatment which is a method of heating wood in an oil medium at a certain time and temperature.

Research on hot oil treatment has been conducted by [11] which states that the treatment could increase the biological durability of wood against rot fungi on alder (*Alnus glutinosa*) wood. According to [12], hot oil treatment on *Pinus radiata* wood can degrade hemicellulose (up to 70%), less hygroscopic and more dimensionally stable. Fast growing woods such as *Gmelina arborea* and *Cocos nucifera* woods have not been much studied in wood modification especially by hot oil treatments other needs to be research on hot oil treatment in both woods.

The objective of this study was to determine the effect of treatment temperature during hot oil treatment on the color change, physical, and mechanical properties of *G. arborea* and *C. nucifera* woods. *G. arborea* as a fast-growing wood and *C. nucifera* as an alternative woody material are expected to be able to replace the function of wood because it has the same chemical composition as cellulose, hemicellulose, and lignin [13] so can reduce wood usage.

2. MATERIALS AND METHODS

2.1. Materials Preparation

The main materials of this research were *Gmelina arborea* and *Cocos nucifera* woods. Vegetable oil in the form of commercial palm oil was used as a heat transfer media. *G. arborea* and *C. nucifera* woods with a certain age were obtained from community forests. The log was then converted to a board measuring 500 mm (length) × 90 mm (width) × 20 mm (thickness) for colour measurement before and after hot oil treatment. For testing physical and mechanical properties boards with size of 40 mm (length) × 20 mm (width) × 20 mm (thickness) were used. The boards were dried in stages and stored in a conditioning chamber at room temperature (25°C) and ± 80% relative humidity until the sample moisture content reaches an equilibrium moisture content. The boards were then sorted, and only boards with normal fiber and free from defect were selected as samples.

2.2. Hot Oil Treatment Process

Wood samples were prepared using metal stickers and the top pile was retained using a metal holder to prevent the wood from floating during the treatment process (Fig. 1). Vegetable oil was then put into the furnace. Modification of heat was carried out in the following stages: the temperature was raised from the initial temperature of the oil 25-30°C to the maximum temperature target with a heating rate of 4 °C/min. The maximum temperature was maintained for 3 hours. The maximum temperature target was 180°C, 200°C, 220°C and 240°C.

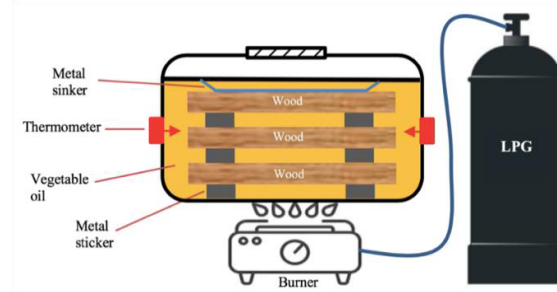


Figure 1 Furnace design for hot oil treatment

2.3. Board Evaluation

Color change was measured using a color meter (AMT 507, China) and comparing the colors before and after hot oil treatment to calculate the differences of ΔL^* (light and dark), Δa^* (red and green), Δb^* (yellow and blue), and ΔE^* (overall color change).

$$\Delta E = \sqrt{\Delta L^{*2} + \Delta a^{*2} + \Delta b^{*2}}$$

$$\Delta L^* = L^*_2 - L^*_1$$

$$\Delta a^* = a^*_2 - a^*_1$$

$$\Delta b^* = b^*_2 - b^*_1$$

where L^*_1 and L^*_2 are the brightness of sample before and after oil heat treatment, a^*_1 and a^*_2 are red and green chromaticity of sample before and after oil heat treatment, b^*_1 and b^*_2 are yellow and blue chromaticity of sample before and after hot oil treatment.

Physical properties included moisture content, density, and water absorption both of wood before and after hot oil treatment. Moisture content (MC) and oven-dry density (ρ) of sample were calculated using the following equations:

$$MC (\%) = \frac{W_{AD} - W_{OD}}{W_{OD}} \times 100\%$$

$$\rho (g/cm^3) = \frac{W_{OD}}{V_{OD}}$$

where W_{AD} is air-dry weight of sample (g), W_{OD} is oven-dry weight of sample (g), and V_{OD} is oven-dry volume of sample (cm^3).

Water absorption (WA) of sample were calculated using the following equation:

$$WA (\%) = \frac{W_{AS} - W_{OD}}{W_{OD}} \times 100\%$$

where W_{AS} is weight after soaking (g).

Mechanical properties testing was used to measure wood strength. This test used the measurement of the compressive strength (CS) of wood before and after hot oil treatment.

$$CS (N/mm^2) = \frac{F}{A}$$

where F is maximum load (N) and A is surface area of the compressed plane (mm²).

3. RESULTS AND DISCUSSION

3.1. Color Change

G. arborea and *C. nucifera* woods show change in color after hot oil treatment. The decrease in the value of ΔL^* indicates that the color of the wood is darker so that it will be preferred by consumers. According to [14] the results of consumer preferences test revealed that consumers prefer the darker color of heat-modified wood at 200 °C. Data in Table 1 show that the higher the treatment temperature the higher the value of ΔE^* . This shows that the higher the temperature, the higher the wood color change. According to [15; 16; 17] if there is a change in the total color value (ΔE) exceeding 12.0, it can be stated that the wood color change has been totally changed. This means that in our experiment both wood color has been totally changed after hot oil treatment.

3.2. Physical Properties

Both of wood density (Figure 2) decreases when the hot oil treatment temperature gets higher. *G. arborea* showed less density reduction than *C. nucifera*. Samples of *C. nucifera* exhibits a higher density reduction of *G. arborea* up to 200°C.

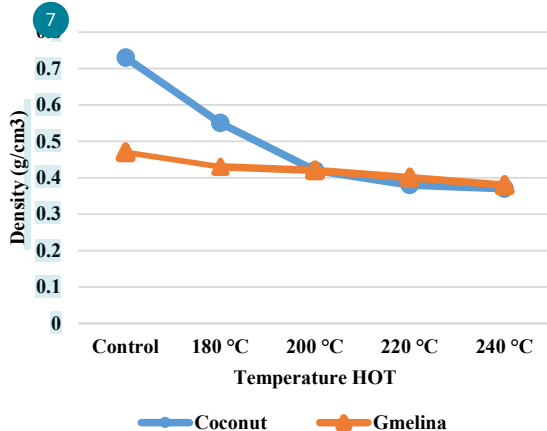


Figure 2 Density of wood after hot oil treatment

The moisture content of woods before hot oil treatment were higher than after treatment and shows a tendency to decrease in moisture content when the treatment temperature gets higher. Heat modification clamping method of the wood can reduce the equilibrium moisture content and density [17, 18,19]. The reduced moisture content of the wood will increase the wood resistance against destructive organisms [8].

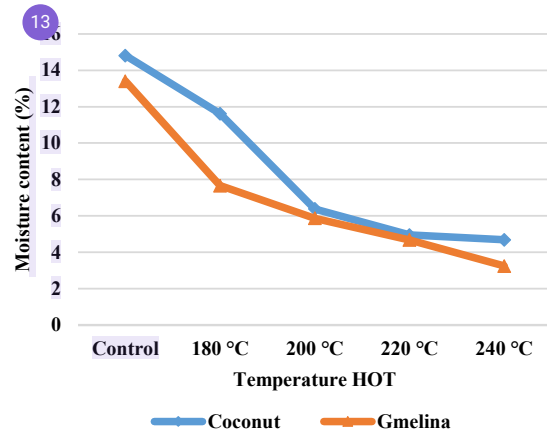


Figure 3 Moisture content of wood after hot oil treatment

Water absorption test shows a decrease in the water absorption of all wood with increasing temperature of treatment (Figure 4). This occurs in accordance with the statement of [18;20] the decrease water absorption of wood with increasing temperature of treatment due to increase in hydrophobicity of cell walls due to the reduced number of hydroxyl groups because chemical reactions during heat treatment. The reduced ability of wood to absorb water will increase the dimensional stability of the wood.

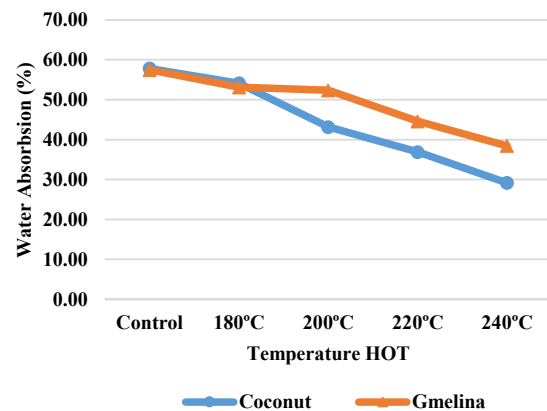


Figure 4 Water absorption of wood after hot oil treatment

3.3. Mechanical Properties

The compressive strength of *C. nucifera* is greater than *G. arborea* at all treatment temperatures. Compressive strength in both woods decreased when the treatment temperature gets higher. The results are similar with the previous study [8,21], showing a reduction in mechanical strength with the increase of temperature.

Table 1. Color change of wood after hot oil treatment

Wood	Treatment	ΔL^*	Δa^*	Δb^*	ΔE^*
<i>G. arborea</i>	Control	81.52 (2.27)	11.93 (0.63)	24.02 (2.80)	
	180°C	54.50 (0.59)	11.07 (0.66)	20.43 (1.81)	28.67 (1.04)
	200°C	46.49 (3.11)	9.75 (0.45)	18.33 (1.34)	35.85 (3.03)
	220°C	43.84 (2.38)	4.73 (1.48)	10.36 (2.09)	39.25 (2.30)
	240°C	38.77 (0.64)	3.43 (1.60)	5.07 (4.08)	46.82 (2.27)
<i>C. nucifera</i>	Control	63.01 (4.40)	9.65 (1.39)	18.73 (2.24)	
	180°C	46.28 (2.78)	10.29 (0.38)	15.17 (0.99)	15.79 (2.91)
	200°C	43.00 (1.18)	7.59 (1.89)	13.27 (2.71)	23.92 (2.28)
	220°C	35.53 (3.46)	4.90 (0.91)	5.92 (2.27)	34.48 (4.15)
	240°C	31.11 (0.47)	3.35 (0.24)	4.72. (0.57)	36.73 (0.68)

Notes: Means are average of 3 replications. Numbers in parenthesis are standard deviation

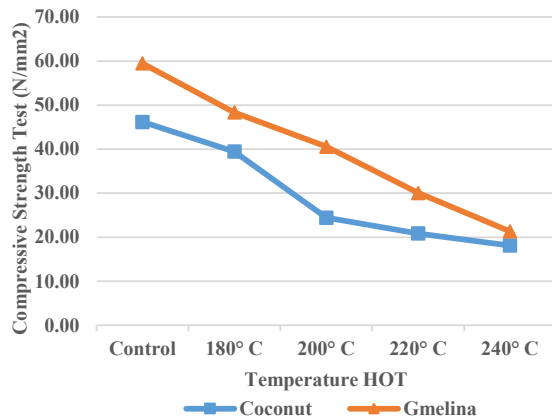


Figure 5 Compressive strength test wood after hot oil treatment

4. CONCLUSIONS

The color of *G. arborea* and *C. nucifera* woods totally changed after heat treatment at 180°C. Hot oil treatment improved the dimensional stability of both woods as shown by lower moisture content and water absorption compared to untreated samples. However, hot oil treatment decreased the compressive strength of *G. arborea* and *C. nucifera* woods, showing an acceptable decrease at treatment temperature of 180°C.

AUTHORS' CONTRIBUTIONS

SDM: Conception and experiment design, data collection, analysis and interpretation, writing the article draft.

IFS: Data collection, writing the article draft.

SB, IGF, AS, AH, NHK: Conception and experiment design, critical review and revision the draft.

WH: Obtaining funding, conception and experiment design, critical review and revision the draft, final approval of the article.

ACKNOWLEDGMENTS

Authors acknowledge the Ministry of Education and Culture of Indonesia for financial support through Thesis Magister Research Grant No. 3869/UN26.21/PN/2020 and 044/SP2H/LT/DRPM/2020.

REFERENCES

- [1] [KLHK] Kementerian Lingkungan Hidup dan Kehutanan, Statistik Lingkungan Hidup dan Kehutanan, Pusat Data dan Informasi KLHK, Jakarta, 2018.
- [2] [BPS] Badan Pusat Statistik, Statistik Produksi Kehutanan, Badan Pusat Statistik (Statistic Indonesia), Jakarta, 2018.
- [3] C. Cossalter, C. Pye-Smith, Forest Perspectives: Fast-Wood Forestry Myths and Realities. Jakarta. Center for International Forestry Research, 2003.
- [4] R. Shmulsky, P.D. Jones, Forest Products and Wood Science: An Introduction, Sixth Edition, Wiley-Blackwell, 111 River Street, Hoboken, NJ, USA, 2011. DOI: 10.1002/9780470960035
- [5] R. Johnson, K. Jayawickrama, Genetics of Wood Specific Gravity in Coastal Douglas-Fir. in: PNWTIRC/NWTIC Workshop on Genetic Improvement of Wood Quality in Coastal Douglas-Fir and Western Hemlock Department of Forest Science, Oregon State University, 2002.
- [6] C.A.S. Hill, Wood Modification: Chemical, Thermal and Other Processes, John Wiley & Sons, The Atrium, Southern Gate, Chichester, England, 2006. DOI: 10.1002/0470021748

- [7] B.M. Esteves, H.M. Pereira, Wood modification by heat treatment: A review. *Bio Resources* 4(1): 370–404, 2009.
- [8] W. Hidayat, F. Febrianto. *Teknologi Modifikasi Kayu Ramah Lingkungan: Modifikasi Panas dan Pengaruhnya terhadap Sifat-sifat Kayu*, Pusaka Media, Bandar Lampung, 2018.
- [9] D. Kocaefe, J.L. Shi, D.Q. Yang, M. Bouazara, Mechanical properties, dimensional stability, and mold resistance of heat-treated jack pine and aspen, *Forest Products Journal* (4): 7452–7465, 2008.
- [10] H.I. Sahin, Heat treatment application methods and effects of heat treatment on some wood properties. in: *International Conference on Engineering and Natural Science (ICENS)*, Budapest, 2017, pp: 540–543.
- [11] R. Lacić, M. Hasan, J. Trajković, B. Šefc, B. Šafran, R. Despot, Biological Durability of Oil Heat Treated Alder Wood. *Drvna Industrija*, 65(2):143-150, 2014. DOI: 10.5552/drind.2014.1256
- [12] M.K. Dubey, S. Pang, J. Walker, Changes in chemistry, color, dimensional stability and fungal resistance of *Pinus radiata* D. Don wood with oil heat-treatment. *Holzforschung*, 6(1): 49-57, 2012. DOI: 10.1515/HF.2011.117
- [13] D. Indrosaptono, S. Sukawi, M.S. Indraswara, Kayu kelapa (glugu) sebagai alternative bahan konstruksi bangunan. *Modul* 14(1): 53-58, 2014. DOI: 10.14710/mdl.14.1.2014.53-58
- [14] W. Hidayat, Y. Qi, J.Y. Jang, B.H. Park, I.S. Banuwa, F. Febrianto, N.H. Kim, Color change and consumer preferences towards color of heat-treated korean white pine and royal paulownia woods. *J. Korean Wood Sci. Technol.* 45(2): 213-222, 2017.
- [15] W. Cui, D.P. Kamdem, T. Rypstra, Diffuse reflectance infrared fourier transform spectroscopy (DRIFT) and color changes of artificial weathered wood. *Wood and Fiber Science* 36(3): 291–301, 2004.
- [16] W. Hidayat, Y. Qi, J.H. Jang, F. Febrianto, N.H. Kim, Effect of mechanical restraint on drying defects reduction in heat-treated Okan wood. *BioResources*, 12(4): 7452-7465, 2017. DOI: 10.15376/biores.12.4.7452-7465
- [17] W. Hidayat, Y. Qi, J.H. Jang, F. Febrianto, N.H. Kim, Effect of mechanical restraint on the properties of heat-treated *Pinus koraiensis* and *Paulownia tomentosa* woods. *BioResources*, 12(4): 7539-7551, 2017. DOI: 10.15376/biores.12.4.7539-7551
- [18] W. Hidayat, J.H. Jang, S.H. Park, Y. Qi, F. Febrianto, S.H. Lee, N.H. Kim, Effect of Temperature and Clamping during Heat Treatment on Physical and Mechanical Properties of Okan (*Cylicodiscusgabunensis* [Taub.] Harms) Wood. *BioResources* 10(4): 6961–6974, 2015. DOI: 10.15376/biores.10.4.6961-6974
- [19] W. Hidayat, Y. Qi, J.H. Jang, F. Febrianto, S.H. Lee, N.H. Kim, Effect of treatment duration and clamping on the properties of heat-treated okan wood. *BioResources* 11(4): 10070-10086, 2016. DOI: 10.15376/biores.11.4.10070-10086
- [20] S. Jamsa, P. Viitaniemi, Heat treatment of wood: Better durability without chemicals,” in: *Proceeding of special seminar held in Antibes, France*, 2001.
- [21] W. Hidayat, F. Febrianto, B.D. Purusatama, N.H. Kim, Effects of Heat Treatment on the Color Change and Dimensional Stability of *Gmelina arborea* and *Melia azedarach* Woods, in: *E3S Web of Conferences*, 2018. DOI: 10.1051/e3sconf/20186803010

● 15% Overall Similarity

Top sources found in the following databases:

- 13% Internet database
- 9% Publications database
- Crossref database
- Crossref Posted Content database
- 6% Submitted Works database

TOP SOURCES

The sources with the highest number of matches within the submission. Overlapping sources will not be displayed.

1	researchgate.net Internet	3%
2	koreascience.kr Internet	2%
3	bioresources.cnr.ncsu.edu Internet	2%
4	proceedings.com Internet	1%
5	Bagus Saputra, Karina Gracia Agatha Tambunan, Intan Fajar Suri, Indra... Crossref	<1%
6	ispeco.org Internet	<1%
7	University of Sunderland on 2014-01-15 Submitted works	<1%
8	Cavdar, A.D.. "Some properties of thin medium density fiberboard pane... Crossref	<1%

- 9

Universitas Negeri Jakarta on 2021-04-25

Submitted works

<1%
- 10

F. J. Tan, H. W. Ockerman. "Physical and sensory characteristics of ma...

Crossref

<1%
- 11

Jianping Wei, Lulu Zhang, Bo Li, Zhihui Wen. "Non-uniformity of coal da...

Crossref

<1%
- 12

doc-pak.undip.ac.id

Internet

<1%
- 13

buildingscience.com

Internet

<1%
- 14

data.abacus.hr

Internet

<1%
- 15

hdl.handle.net

Internet

<1%

● Excluded from Similarity Report

- Bibliographic material
- Cited material
- Manually excluded sources
- Quoted material
- Small Matches (Less than 10 words)

EXCLUDED SOURCES

repository.lppm.unila.ac.id	75%
Internet	
atlantis-press.com	11%
Internet	
download.atlantis-press.com	11%
Internet	