

Effect of different ratios of sodium and potassium on the growth and survival rate of Pacific white shrimp (*Litopenaeus vannamei*) cultured in freshwater

Inbox999+

Unread

Starred

Drafts172

Sent

Archive

Spam

Deleted Items

^ Less

ViewsHide

Photos

Documents

Subscriptions

Travel

FoldersHide

+ New folder

Article submission



supono supono

<supono_unila@yahoo.com>

To: zoobiomag2004@yahoo.com

Sun, 4 Sept 2022 at 12:47 pm

☆

Dear Dr. Ioan Valentin Petrescu-Mag

Editor in chief of AAFL Bioflux

Herewith I would like to submit the manuscript entitled " Effect of Different Ratio of Sodium and Potassium on The Growth and Survival Rate of Pacific White Shrimp (*Litopenaeus vannamei*) Cultured in Freshwater Media " to Aquaculture, Aquarium, Conservation & Legislation - International Journal of the Bioflux Society. I hope the manuscript could be published in the Journal, thank you.

Dr. Supono

Download all attachments as a zip file



Submission_1....pdf



Manuscript.docx

EFFECT OF DIFFERENT RATIO OF SODIUM AND POTASSIUM ON THE GROWTH AND SURVIVAL RATE OF PACIFIC WHITE SHRIMP (*Litopenaeus vannamei*) CULTURED IN FRESHWATER MEDIA

^{1,2}Supono, ¹Lietha Nurdianti, ¹Hilma Putri Fidyandini

¹Department of Aquaculture, Faculty of Agriculture, Lampung University, Bandar Lampung 35141, Indonesia; ² Department of Coastal and Marine Zone Management, Postgraduate Program, Lampung University, Bandar Lampung 35141, Indonesia.

Corresponding author: Supono, supono_unila@yahoo.com

Abstract. Pacific white shrimp (*Litopenaeus vannamei*) has been successfully cultivated at low salinity as well as in freshwater. Constraints that arise in the cultivation process include the deficiency of macrominerals, such as sodium, magnesium, calcium, and potassium. The presence of these macrominerals and the proportion of each ion also affect their absorption by the animal. Therefore, this study aimed to determine the effect of different ratios of sodium (Na⁺) and potassium (K⁺) on the growth and survival rate of Pacific white shrimp reared in freshwater media. A completely randomized design (CRD) was used with 3 treatments and 4 repetitions. The treatments were the ratios of Na and K minerals, namely (A) 17:1, (B) 27:1, and (C) 37:1, which were maintained for 35 days. The results showed that the ratio of sodium and potassium in freshwater media significantly affected the growth and survival rate of Pacific white shrimp. The 27:1 treatment gave the best growth and survival rates, namely 69.50±5.26% and 1.69 ±0.03 g, respectively, with a specific growth rate of 11.90±0.04. %. Observations of water quality showed that it is in line with the standards for shrimp farming. Furthermore, *Vibrio* was not found in all treatment groups at the end of the experiment.

Keywords: macromineral, *Vibrio*, Na⁺, K⁺,

Introduction. Pacific white shrimp (*L. vannamei*) culture has developed rapidly in Asia, including Indonesia (Amelia et al 2021) due to its advantages including high survival rate, stocking density, and resistance to disease attack (Briggs et al 2004). Along with euryhaline species, it can live in a wide salinity range of 0.5-45 ppt (Wyban and Sweeney 1991; Davis et al 2002). Furthermore, this ability enables the vaname shrimp to be cultured in low salinity waters, far from the coast. In Indonesia, Pacific white shrimp cultivation has been successfully carried out by farmers with a survival rate of more than 80% (Supono, 2021), while Aruna and Felix (2017) obtained a rate of 83-88%.

One of the important factors that influence the success of Pacific white shrimp culture is the macromineral content in the water (Boyd 2018; Davis et al 2005). Minerals that dominate seawater and brackish water include sodium, magnesium, calcium, and potassium. These macrominerals affect the osmoregulation and molting process in the animal. Potassium plays an important role in the post-molting process that can affect the survival rate of vaname shrimp (Nehru et al 2018; Widigdo et al 2019;). Furthermore, calcium is an important mineral needed for bone formation and the prevention of metal ions across the gills, while magnesium affects the growth and survival rates (Davis et al 2005). Boyd (2018) reported that Pacific white shrimp died in Ecuador due to a lack of potassium ions (1 mg L⁻¹), but after the concentration was increased to 50 mg L⁻¹, the mortality rate was reduced. The rate of its absorption is influenced by the presence of sodium (Liu et al 2014).

Pacific white shrimp have also been successfully cultivated in freshwater (Araneda et al 2008), but the cultivation is often affected by a lack of macrominerals needed by the animal, which leads to slow growth, molting failure, and death (Suguna 2020). The concentration and ratio of macromineral greatly determine their absorption by shrimp (Boyd 2018). The

proportion of each ion must be adjusted to the proportion in seawater (Atwood et al 2003). The absorption of sodium ions is influenced by potassium and vice versa, while the absorption of magnesium ions is influenced by the concentration of calcium ions and vice versa (Aruna and Felix 2017; Suguna 2020). Therefore, this study aimed to determine the effect of different ratios of sodium (Na^+) and potassium (K^+) ions on the growth and survival rate of Pacific white shrimp reared in freshwater media.

Material and Method

Time and place. This study was carried out between April–May 2022 for 35 days at the Fisheries Laboratory, Department of Fisheries and Marine, Faculty of Agriculture, University of Lampung.

Research design The culture container used had a volume of 80 liters with a total of 12 units. Furthermore, each container was filled with 50 liters of freshwater and equipped with 3 aeration stones to supply oxygen to the rearing tank. A completely randomized design (CRD) consisting of 3 treatments and 4 replications was used. These treatments were:

Treatment A: Na^+ and K^+ ratio of 17:1

Treatment B: Na^+ and K^+ ratio of 27:1

Treatment C: Na^+ and K^+ ratio of 37:1

The freshwater used was enriched with the addition of macrominerals, namely sodium, magnesium, calcium, and potassium. The concentration of magnesium and calcium added was equivalent to a salinity of 5 ppt, namely 196 mg L^{-1} and 60 mg L^{-1} (Boyd, 2018), while that of sodium and potassium was based on the treatment, as shown in Table 1. The mineral materials used include NaCl , MgCl_2 , CaCO_3 , and KCl .

Table 1

The mineral concentration of each treatment

Mineral	Treatment (A)	Treatment (B)	Treatment (C)
Na^+ (mg L^{-1})	935	935	935
Mg^+ (mg L^{-1})	196	196	196
Ca^+ (mg L^{-1})	60	60	60
K^+ (mg L^{-1})	55	34.6	25.3

The test animals were Pacific white shrimp (post-larvae (PL) 15), obtained from the Hatchery in Kalianda, South Lampung. Each treatment unit was stocked with 50 shrimp, which was equivalent to 1 PL/liter or 1000 PL m^{-3} . Feeding was carried out using commercial feed with a protein content of 30%, 6% fat, 3.5% fiber, and 13% ash content. The samples were fed 3 times a day at 08.00, 14.00, and 22.00 using the blind feeding method.

Study Parameters. Parameters observed in Pacific white shrimp include growth rate, survival rate, as well as water quality, including temperature, pH, dissolved oxygen (DO), total Vibrio count (TVC), alkalinity, and total ammonia nitrogen (TAN).

Statistical Analysis. Data on the growth and survival rates of Pacific white shrimp were analyzed using Anova with a 95% confidence level and when they were significantly

different, further testing was carried out using Duncan's test. Subsequently, the water quality parameters were analyzed descriptively.

Results and Discussion. Data on the growth rate of Pacific white shrimp (PWS) after being reared for 35 days are shown in Figure 1, while the specific growth rate is presented in Figure 2.

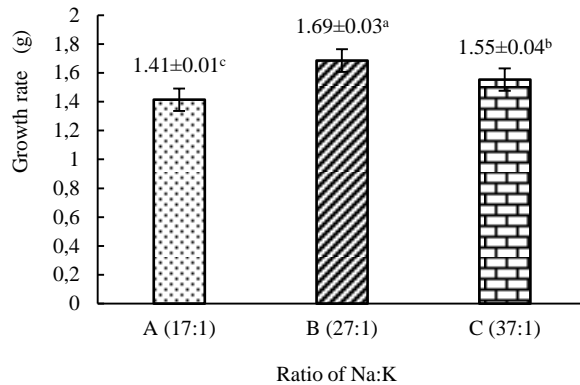


Figure 1. Growth rate of PWS

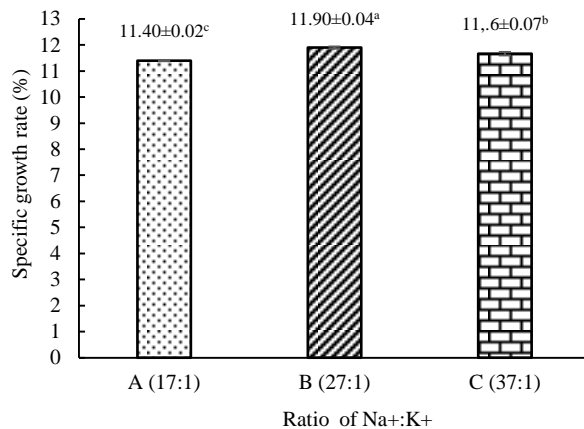


Figure 2. Specific Growth rate of PWS

The ANOVA test result showed that the different ratios of Na and K significantly affected ($P < 0.05$) the growth of Pacific white shrimp. Further analysis using Duncan's test revealed that the $\text{Na}^+:\text{K}^+$ ratio of 17:1 (treatment A) was significantly different from the ratios of 27:1 (treatment B) and 37:1 (treatment C). The best growth of Pacific white shrimp occurred at 27:1 with an average weight of 1.69 ± 0.03 , while the lowest was recorded at 17:1 with an average weight of 1.41 ± 0.01 g.

The survival rate data for Pacific white shrimp are presented in Figure 3.

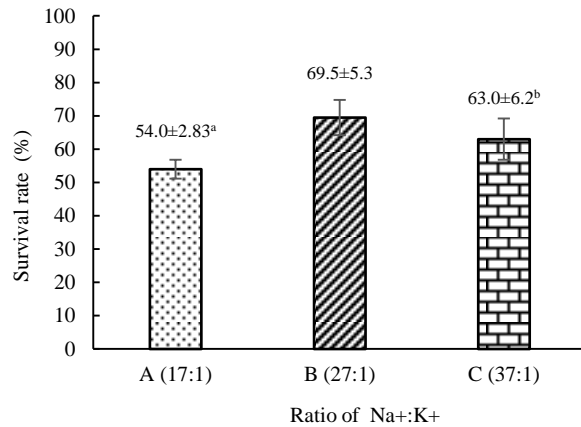


Figure 3. Survival rate of PWS

The analysis of variance (ANOVA) result showed that different ratios of Na and K ions significantly affected ($P < 0.05$) on the survival rate of Pacific white shrimp. Further analysis using Duncan's test showed that the Na⁺:K⁺ ratio of 17:1 (treatment A) was significantly different from ratios of 27:1 (treatment B) and 37:1 (treatment C), while 27:1 (treatment B) and 37:1 (C treatment) were not significantly different. The highest survival rate of Pacific white shrimp occurred at a Na⁺:K⁺ ratio of 27:1, namely 69.5±5,3%, while the lowest of 54.0±2.8% was recorded at 17:1.

The observation data of water quality, including temperature, pH, dissolved oxygen (DO), alkalinity, total ammonia nitrogen (TAN), and abundance of *Vibrio* are presented in Table 2. Furthermore, the water quality of the media during culture was still in line with the standard for Pacific white shrimp cultivation.

Table 2.

Data on Water quality during the study					Standards
Parameter	Day of culture	A (17:1)	Treatment B (27:1)	C (37:1)	
Temperature (°C)		24.7–26.8	24.7–26.5	24.6–26.2	23–30 (Wyban & Sweeney 1991)
pH		7.6–8.4	7.6–8.4	7.7–8.4	7.4–8.9 (Wyban & Sweeney 1991)
DO (mg L ⁻¹)		4.47–6.45	4.51–6.56	4.27–6.50	4–5 (Wyban & Sweeney 1991)
Alkalinity (mg L ⁻¹)		107.0	108.5	117.5	>80 (Cuéllar-Anjel 2010)
Total <i>Vibrio</i> count (TVC) (CFU mL ⁻¹)	1	-	-	-	<10 ² (Cuéllar-Anjel 2010)
	35	-	-	-	
Ammonia (mg L ⁻¹)	24	0.009	0.007	0.004	<0,1 (Cuéllar-Anjel 2010)
	35	0.004	0.004	0.007	

The performance of Pacific white shrimp is influenced by the presence of macrominerals in the culture media. Their cultivation in freshwater also faces complicated problems, especially the inadequacy of minerals when compared to brackish and seawater. The addition of macrominerals is an important factor in supporting the success of freshwater shrimp farming. Furthermore, the concentration of macrominerals as well as the proportion of each ion affect their absorption. Based on the results using the freshwater medium, the Na⁺:K⁺

ratio of 27:1 produced the best growth and survival rates for Pacific white shrimp. This indicates that the absorption of K ions by the animal is influenced by the presence of Na ions. Similar results were also obtained by Suguna (2020) who conducted a study on Pacific white shrimp in brackish water. K minerals work together with Na in regulating the balance of fluid electrolytes in the body, where potassium is the main intracellular cation that is important in the activation of $\text{Na}^+ \text{K}^+ \text{-ATPase}$. It is also involved in ion transport, osmoregulation processes, and regulation of extracellular volume. Lack of potassium can cause slow growth and increased mortality (Boyd 2018). The addition of sodium in the rearing media can optimize the osmoregulation system (Mantel and Farmer, 1983). These findings are consistent with Boyd's (2018) analysis, confirming that the ideal ratio of Na^+ and K^+ ions in normal seawater (34.5 ppt) is 27:1, and it is suitable for shrimp life. The main cation equivalents (macrominerals) contained in seawater can be estimated using normal and lower seawater salinity, or freshwater maintenance media. Antony et al (2015) revealed that the best $\text{Na}^+:\text{K}^+$ ratio in *Penaeus monodon* using brackish water ranged from 25-45.1. Meanwhile, Liu et al (2014) stated that ratios ranging from 23:1 to 33:1 can increase the growth and survival rate of Pacific white shrimp reared at low salinity.

Sodium has a very important function in the shrimp, where it plays a role in osmoregulation, namely ion exchange with the environment (Huoang et al 2010). Potassium is an essential mineral in the body, which helps in the activation of $\text{Na}^+\text{K}^+\text{-ATPase}$ (Mantel and Farmer 1983; Shiau and Hsieh 2001). It is also the principal intracellular cation, while sodium is extracellular cation and chloride is the major extracellular anion (Shiau and Hsieh 2001).

Vibrio's Presence. One of the main causes of loss in shrimp *L. vannamei* farming is disease attack, both viral (Ramos-Carreño et al 2014) and Vibrio (Kharisma and Manan 2012). White feces syndrome can attack the animal, thereby causing failure in its cultivation (Hou et al 2018; Arisa et al 2021). Furthermore, *Vibrio parahaemolyticus* is the causal organism for white feces syndrome (WFS) (Limsuwan 2010; Supono et al 2019) and acute hepatopancreatic necrosis disease (AHPND) (Sriurairatana et al 2014). In this study, Vibrio was not detected on TCBS media at the end of the experiment, namely after 35 days. Its growth was inhibited in fresh water media, but the possibility can still exist with a longer rearing period, even though the density level is low. This finding is in line with Reed and Floyd (2002) that *Vibrio sp.* can occur in shrimp originating from seawater and estuaries, and sometimes in freshwater. Although the possibility is minimal, early prevention must be carried out along with maintenance of optimal water quality to reduce its density levels.

Conclusions. Different ratios of sodium (Na^+) and potassium (K^+) in freshwater media affected the growth and survival rate of Pacific white shrimp (*L. vannamei*) reared for 35 days. The best ratio of Na^+ and K^+ was 27:1, which gave an absolute weight growth value, growth rate, and survival rate of 1.69 ± 0.03 g, $11.9 \pm 0.1\%$, and $69.5 \pm 5.3\%$, respectively.

Acknowledgments. This study was funded by Lampung University through the Professorship Research program in 2022.

Conflict of Interest. The authors declare that there is no conflict of interest.

References

- Amelia F., Yustiati A., Andriani Y., 2021 Review of shrimp (*Litopenaeus vannamei* (Boone, 1931) farming in Indonesia: Management operating and development. World Scientific News 158 (2021):145-158
- Antony J., Vungurala H., Saharan N., Reddy A. K., Chadha N. K., Lakra W. S., Roy L.A., 2015 Effects of salinity and Na⁺/K⁺ ratio on osmoregulation and growth performance of black tiger prawn, *Penaeus monodon* Fabricius, 1798, juveniles reared in inland saline water. Journal of The World Aquaculture Society 46 (2): 171-182.
- Araneda M., Pérez E. P., Gasca-Leyva E., 2008 White shrimp *Penaeus vannamei* culture in freshwater at three densities: Condition state based on length and weight. Aquaculture 283(1-4): 13-18. <https://doi.org/10.1016/j.aquaculture.2008.06.030>.
- Arisa I.I., Elmuhtaj I., Putra D. F., Dewiyanti I., Nurfadillah N., 2021 Study of the spread of white feces disease (WFD) on *Litopenaeus vannamei* in semi-intensive ponds in Aceh Besar District Aceh Province, Indonesia. IOP Conference Series: Earth and Environmental Science 674 012015, doi:10.1088/1755-1315/674/1/012015.
- Aruna S., Felix S., 2017 The effect of ionic concentration of low saline waters on growth characteristics of *Penaeus vannamei*. International Journal of Fisheries and Aquatic Studies 5(3): 73-76
- Atwood H.L, Young S.P., Tomasso J.R., Browdy C.L., 2003 Survival and growth of Pacific white shrimp *Litopenaeus vannamei* postlarvae in low-salinity and mixed-salt environments. Journal of the World Aquaculture Society 34:518-523
- Briggs M., Funge-Smith S., Subasinghe R., Phillips M., 2004 Introductions and movement of *Penaeus vannamei* and *Penaeus stylirostris* in Asia and the Pacific. FAO Regional Office for Asia and the Pacific, RAP publication 10:92 pp
- Boyd C. E., 2018 Revisiting ionic imbalance in low-salinity shrimp aquaculture. Global Aquaculture Advocate, 4 p.
- Cuéllar-Anjel J., Lara C., Morales V., De Gracia A., Garcia-Suárez O., 2010 Manual of best management practices for white shrimp *Penaeus vannamei* farming. OIRSA- OSPESCA, C.A. pp. 132.
- Davis D. A., Saoud I. P., McGraw W. J., Rouse D. B., 2002 Considerations for *Litopenaeus vannamei* reared in inland low salinity waters. In: Avances en nutrición acuícola VI. Cruz-Suárez L. E., Ricque-Marie D., Tapia-Salazar M., Gaxiola-Cortés M. G., Simoes N. (eds), Memorias del VI Simposium Internacional de Nutrición Acuícola 3 al 6 de Septiembre del 2002, Cancún, Quintana Roo, México, pp. 73-90.
- Davis D.A., Boyd C. E., Rouse D.B., 2005 Effects of potassium, magnesium and age on growth and survival of *Litopenaeus vannamei* post-larvae reared in inland low salinity well waters in West Alabama. Journal of The World Aquaculture Society 36 (3):416-419
- Hou D., Huang Z., Zeng S., Liu J., Wei D., Deng X., Weng S., Yan Q., He J., 2018 Intestinal bacterial signatures of white feces syndrome in shrimp. Appl. Microbiol. Biotechnol 102, 3701–3709. doi: 10.1007/s00253-018-8855-2
- Huong D.T.T., Jasmani S., Jayasankar.V, Wilder M., 2010 Na/K-ATPase activity and osmotic regulation in adult whiteleg shrimp *Litopenaeus vannamei* exposed to low salinities. Aquaculture, 304 (1-4): 88-94
- Kharisma A., Manan A., 2012 The abundance of *Vibrio Sp.* Bacteria on enlargement water of whiteleg shrimp (*Litopenaeus vannamei*) as the early detection of vibriosis. Jurnal Ilmiah Perikanan dan Kelautan, 4 (2): 129-134.
- Kumar T.S., Makesh M., Alavandi S.V., Vijayan K.K., 2022 Clinical manifestations of White feces syndrome (WFS), and its association with Enterocytozoon hepatopenaei in *Penaeus vannamei* grow-out farms: A pathobiological investigation, Aquaculture, Volume 547:1-10. doi.org/10.1016/j.aquaculture.2021.737463.
- Limsuwan C., 2010 White feces diseases in Thailand. Buletin Nicovita Magazine, Thailand, p. 3.

- Liu H., Tan B., Yang J., Lin Y., Chi S., Dong X., Yang Q. 2014 Effect of various Na/K ratios in low-salinity well water on growth performance and physiological response of Pacific white shrimp *Litopenaeus vannamei* . Chinese Journal of Oceanology and Limnology 32:991–999. <https://doi.org/10.1007/s00343-014-3345-6>
- Mantel L.H., Farmer L.L., 1983 Osmotic and ionic regulation, In L. H. Mantel (Ed.). The Biology of crustacea, Vol. 5. Academic Press, Inc., New York. Pp.53-161.
- Nehru E., Rao A. C., Pamanna D., Ranjith P., Lokesh B., 2018 Effect of Aqueous Minerals Supplementation on Growth and Survival of *Litopenaeus vannamei* in Low Salinity Water. Int.J.Curr.Microbiol.App.Sci 7(1): 1706-1713.
- Ramos-Carreño S., Valencia-Yáñez R., Correa-Sandoval F., Ruíz-García N., Díaz-Herrera F., Giffard-Mena I., 2014 White spot syndrome virus (WSSV) infection in shrimp (*Litopenaeus vannamei*) exposed to low and high salinity. Archives of Virology 159(9):2213-2222. doi: 10.1007/s00705-014-2052-0.
- Reed P. A., Floyd R. F., 2002 Vibrio infection of fish. University of Florida. Florida (3): 5209.
- Shiau S. Y., Hsieh J.F., 2001 Dietary potassium requirement of juvenile grass shrimp, *Penaeus monodon*. Fisheries Science 67:592–595
- Sriurairatana S., Boonyawiwat V., Gangnonngiw W., Laosutthipong C., Hiranchan J., Flegel T.W., 2014 White feces syndrome of shrimp arises from transformation, sloughing and aggregation of hepatopancreatic microvilli into vermiform bodies superficially resembling gregarines. PLoS One, 9(6):e99170. doi: 10.1371/journal.pone.0099170. PMID: 24911022; PMCID: PMC4049610.
- Supono, Wardiyanto, Harpeni E., Khotimah A.H., Ningtyas A., 2019 Identification of Vibrio sp. as cause of white feces diseases in shrimp *penaeus vannamei* and handling with herbal ingredients in east Lampung Regency Indonesia. AACL Bioflux 12 (2): 417-425
- Supono, 2021 Current status of technical and economic analysis of inland shrimp culture in Lampung Province. AACL Bioflux 14 (1): 218-226
- Suguna T., 2020 Application of minerals in low saline water culture systems of *L. vannamei*. International Journal of Current Microbiology and Applied Sciences 9(9): 516-521.
- Tavabe K.R., Rafiee G., Frinsko M., Daniels H., 2013. Effects of different calcium and magnesium concentrations separately and in combination on *Macrobrachium rosenbergii* (de Man) larviculture. Aquaculture 412-413(3):160-166
- Widigdo B., Wiyoto, Ekasari J., Isnansetyo A., 2019 Correlation of major mineral properties in brackish water ponds environment and Pacific white shrimp *Litopenaues vannamei* survival, growth and production. Journal of Environmental Science and Technology 12 (1): 38-46. DOI: 10.3923/jest.2019.38.46
- Wyban J. A., Sweeney J. N., 1991 Intensive shrimp production technology. The Institute, 158 p.

Unread

Starred

Drafts 172

Sent

Archive

Spam

Deleted Items

^ Less

Views Hide

Photos

Documents

Subscriptions

Travel

Folders Hide

+ New folder

T Tudor Papuc <ptudor2008@yahoo.com>

To: supono_unila@yahoo.com

Tue, 6 Sept 2022 at 5:19 pm

☆

Dear Dr. Supono,

This is a message of confirmation regarding the reception of your manuscript EFFECT OF DIFFERENT RATIO OF SODIUM AND POTASSIUM ON THE GROWTH AND SURVIVAL RATE OF PACIFIC WHITE SHRIMP (*Litopenaeus vannamei*) CULTURED IN FRESHWATER MEDIA, submitted to our journal AACL Bioflux. I will soon contact you with further information regarding your manuscript.

If you can, please recommend 1 or 2 reviewers for your manuscript. If you cannot, there is no problem, I will search for reviewers.

For any questions, please contact me, on this email address.

Please try to keep one message thread (respond/ask with "Reply") for an easier message management.

Also, if you sent this manuscript to any other editor (except Dr. Petrescu-Mag, at zoobiomag2004@yahoo.com), please let me know, because only 1 editor should work on your paper. From this point forward, I am the editor in charge of this manuscript.

Thank you for considering our journal.

Best regards,

Tudor Papuc

Editor, Bioflux

Visit our journals:

Aquaculture, Aquarium, Conservation & Legislation www.bioflux.com.ro/aac

Inbox 999+

Unread

Starred

Drafts 172

Sent

Archive

Spam

Deleted Items

^ Less

Views Hide

Photos

Documents

Subscriptions

Travel

Folders Hide

+ New folder

T Tudor Papuc <ptudor2008@yahoo.com>

To: supono supono

Wed, 12 Oct 2022 at 7:04 pm

☆

Hello,

Your paper is preliminary accepted for publication. Please find attached the preliminary acceptance letter.

After this acceptance you should pay 250 USD for publication (open access).
As the payment and bank transfer may be time consuming you may start the process of payment right now; we will send you the invoice immediately after the payment.
Please let us know when the payment is done (scanned receipt) in order to start the publishing process.

In case the peer-reviews suggest rejection, we will return the payment. The payment will not be returned in case of withdrawal request by authors or simply lack of feedback.
Please note that the Publishing House Policy does not allow to start the manuscript editing prior payment.
Here are the info for payment;
take care to write correct the details:

Beneficiary: Bioflux SRL
City: Cluj-Napoca
Country: Romania, European Union

SWIFT CODE of the bank: BTRLRO22

Account USD: RO68BTRL01302202L28614XX

Bank: BANCA TRANSILVANIA

Important! When bank transfer is used to pay a publication fee, please pay attention to which modality of payment you chose! There are three options: Ben, Our, Us.

Use always "Us" option (meaning that all the bank transfer costs are in your concern/ authors support them and not the publisher). If you forget to mention that and you let the bank to set "Ben" or "Our" options. we receive about 235 usd instead of 250 usd. Such

Compose

← Back

↶ ↷

Archive

Move

Delete

Spam

...

⌵

▲ ▼

Inbox 999+

Unread

Starred

Drafts 172

Sent

Archive

Spam

Deleted Items

^ Less

Views Hide

Photos

Documents

supono supono <supono_unila@yahoo.com>

To: Tudor Papuc

Fri, 2 Dec 2022 at 3:07 pm 1

Dear Tudor Papuc

I'm sorry. I'd like to ask about the progress of my article, thank you.

Dr. Supono

Show original message

↶ ↷ ➡ ...

Inbox 999+

Unread

Starred

Drafts 172

Sent

Archive

Spam

Deleted Items

^ Less

Views Hide

Photos

T Tudor Papuc <ptudor2008@yahoo.com>

To: supono supono

Sun, 4 Dec 2022 at 3:03 am ☆

Hello,

At this moment, there is one positive evaluation, and we are waiting for the second reviewer to finish the evaluation. No other updates.

Best Regards,
Tudor Păpuc
Editor, Bioflux

Show original message

Drafts 172

Sent

Archive

Spam

Deleted Items

^ Less

Views Hide

Photos

Documents

Subscriptions

Travel

Folders Hide

+ New folder

T Tudor Papuc <ptudor2008@yahoo.com>

To: supono supono

Sat, 31 Dec 2022 at 6:06 pm ☆

Hello, I am back with the paper with comments. What you need to do is this:

1. Read all the paper carefully, because the English was corrected and the text was formatted.

2. Read carefully all the comments first (before starting the corrections, because some comments might relate to each other) and try to correct as best as you can. **Please work on this version of the manuscript. Please mark your changes (highlight with yellow, or use track changes; you can also leave the comments), so the reviewers and I can check them.** If you cannot correct, do not wish to do so, or have your own explanations, please write the reason as a reply to the comment or as a new comment.

3. If you have anything to add/change to the text not based on comments, please do so, but mark the changes like in point 2.

4. Try to respect the formatting when making changes.

5. After you make the corrections, please check again, to make sure everything is in order.

6. Send me back the corrected version of the manuscript.

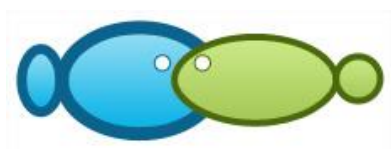
I will check it, give it a final form, and send you the final version for a last check before publication.

Thank you,

Best Regards,
Tudor Păpuc

/

(



Effect of different ratios of sodium and potassium on the growth and survival rate of Pacific white shrimp (*Litopenaeus vannamei*) cultured in freshwater

^{1,2}Supono, ¹Lietha Nurdianti, ¹Hilma P. Fidyandini

¹ Department of Aquaculture, Faculty of Agriculture, Lampung University, Bandar Lampung, Indonesia; ² Department of Coastal and Marine Zone Management, Postgraduate Program, Lampung University, Bandar Lampung, Indonesia. Corresponding author: Supono, supono_unila@yahoo.com

Abstract. Pacific white shrimp (*Litopenaeus vannamei*) has been successfully cultivated in low salinity and in freshwater. Some constraints that arise in the cultivation process include the deficiency of macrominerals, such as sodium, magnesium, calcium, and potassium. The presence of these macrominerals and their proportion affect their absorption by shrimp. Therefore, this study aims to determine the effect of different ratios of sodium (Na^+) and potassium (K^+) on the growth and survival rate of Pacific white shrimp reared in freshwater media. A completely randomized design (CRD) was used, with 3 treatments and 4 repetitions. The treatments were represented by different ratios of Na and K, namely: A - 17:1; B - 27:1; C - 37:1. The duration of the experiment was 35 days. The results showed that the ratio of sodium and potassium in freshwater media significantly affected the growth and survival rate of Pacific white shrimp. B treatment gave the best growth and survival rates, namely $69.50 \pm 5.26\%$ and 1.69 ± 0.03 g, respectively, with a specific growth rate of $11.90 \pm 0.04\%$. Observations of water quality showed that it is in line with the standards for shrimp farming. Furthermore, *Vibrio* was not found in any treatment group at the end of the experiment.

Key Words: K^+ , macromineral, Na^+ , *Vibrio*.

Comment [u1]: please mention for what p value (probably $p < 0.05$)

Introduction. Pacific white shrimp (*Litopenaeus vannamei*) culture has developed rapidly in Asia, including in Indonesia (Amelia et al 2021), due to its advantages including high survival rate at high stocking density and resistance to disease attacks (Briggs et al 2004). Being a euryhaline species, it can live in a wide salinity range, between 0.5-45 ppt (Wyban & Sweeney 1991; Davis et al 2002). Furthermore, this ability enables the vannamei shrimp to be cultured in low salinity waters, far from the coast. In Indonesia, Pacific white shrimp cultivation has been successfully carried out by farmers with a survival rate of more than 80% (Aruna & Felix 2017; Supono 2021).

One of the important factors that influence the success of Pacific white shrimp culture is the macromineral content in the water (Davis et al 2005; Boyd 2018). Minerals that dominate seawater and brackish water include sodium, magnesium, calcium, and potassium. These macrominerals affect the osmoregulation and molting process in prawns. Potassium plays an important role in the post-molting process, affecting the survival rate of vannamei shrimp (Nehru et al 2018; Widigdo et al 2019). Furthermore, calcium is an important mineral needed for bone formation and the prevention of metal ions across the gills, while magnesium affects the growth and survival rates (Davis et al 2005). Boyd (2018) reported that Pacific white shrimp may die due to a lack of potassium ions (1 mg L^{-1}), but after the concentration is increased to 50 mg L^{-1} , the mortality rate is reduced. The rate of its absorption is influenced by the presence of sodium (Liu et al 2014).

Pacific white shrimp have also been successfully cultivated in freshwater (Araneda et al 2008), but the cultivation is often affected by a lack of macrominerals, leading to

slow growth, molting failure, and death (Suguna 2020). The concentration and ratio of macrominerals greatly determine their absorption by shrimp (Boyd 2018). The proportion of each ion must be adjusted to the proportion in seawater (Atwood et al 2003). The absorption of sodium ions is influenced by potassium and vice versa, while the absorption of magnesium ions is influenced by the concentration of calcium ions and vice versa (Aruna & Felix 2017; Suguna 2020). Therefore, this study aimed to determine the effect of different ratios of sodium (Na^+) and potassium (K^+) ions on the growth and survival rate of Pacific white shrimp reared in freshwater media.

Comment [u2]: not understandable; please rephrase

Material and Method

Time and place of the study. This study was carried out between April–May 2022 for 35 days at the Fisheries Laboratory, Department of Fisheries and Marine, Faculty of Agriculture, University of Lampung, Bandar Lampung, Indonesia.

Research design. The culture containers used had a volume of 80 L with a total of 12 units. Each container was filled with 50 L of freshwater and equipped with 3 aeration stones to supply oxygen. A completely randomized design (CRD) consisting of 3 treatments and 4 replications was used. These treatments were: A - Na^+ and K^+ at a ratio of 17:1; B - Na^+ and K^+ at a ratio of 27:1; C - Na^+ and K^+ at a ratio of 37:1.

The freshwater used was enriched with the addition of macrominerals, namely sodium, magnesium, calcium, and potassium. The concentration of magnesium and calcium added was equivalent to a salinity of 5 ppt, namely 196 mg L^{-1} and 60 mg L^{-1} (Boyd 2018), while that of sodium and potassium was based on the treatment, as presented in Table 1. The mineral materials used include NaCl , MgCl_2 , CaCO_3 , and KCl .

Table 1
The mineral concentration of each treatment

Mineral	Treatment (A)	Treatment (B)	Treatment (C)
Na^+ (mg L^{-1})	935	935	935
Mg^+ (mg L^{-1})	196	196	196
Ca^+ (mg L^{-1})	60	60	60
K^+ (mg L^{-1})	55	34.6	25.3

The test animals were Pacific white shrimp post-larvae (PL 15), obtained from a hatchery in Kalianda, South Lampung. Each treatment unit was stocked with 50 shrimp, equivalent to 1 PL L^{-1} or 1000 PL m^{-3} . Feeding was carried out using commercial feed with a protein content of 30%, 6% fat, 3.5% fiber, and 13% ash content. The samples were fed 3 times a day at 08.00, 14.00, and 22.00 using the blind feeding method.

Study parameters. Parameters observed in Pacific white shrimp included growth rate and survival rate. Water quality was also determined, including temperature, pH, dissolved oxygen (DO), total *Vibrio* count (TVC), alkalinity, and total ammonia nitrogen (TAN).

Comment [u3]: please mention how you determined the growth rate (how many measurements, on how many shrimp, what was the precision of the weighing instrument, etc.)

Statistical analysis. Data on the growth and survival rates of Pacific white shrimp were analyzed using ANOVA with a 95% confidence level and when they were significantly different, further testing was carried out using Duncan's test. Subsequently, the water quality parameters were analyzed descriptively.

Comment [u4]: please mention how often you determined the parameters, with what instruments and what method

Results and Discussion. Data on the growth rate of Pacific white shrimp after being reared for 35 days are presented in Figure 1, while the specific growth rate is presented in Figure 2.

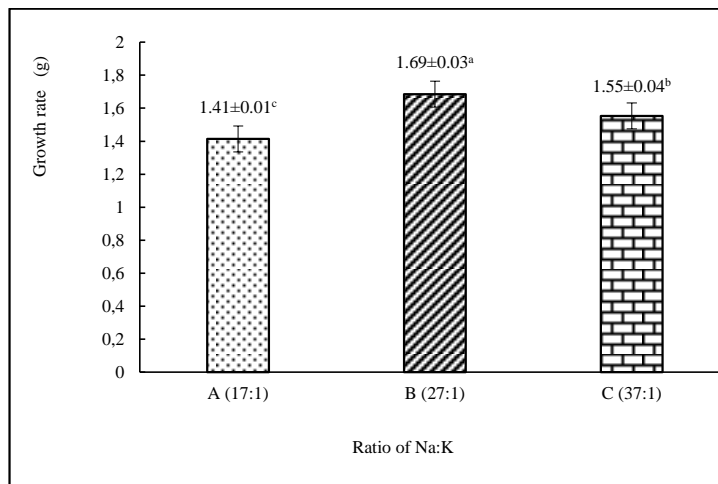


Figure 1. Growth rate of *Litopenaeus vannamei*.

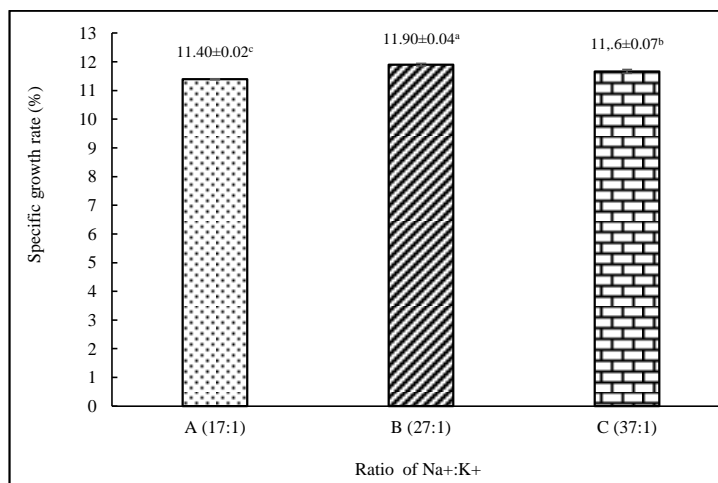


Figure 2. Specific growth rate of *Litopenaeus vannamei*.

The ANOVA test result showed that the different ratios of Na and K significantly affected ($p < 0.05$) the growth of Pacific white shrimp. Further analysis revealed that treatment A produced significantly different results from treatments B and C. The best growth of Pacific white shrimp occurred in treatment B, with an average weight of 1.69 ± 0.03 g, while the lowest was recorded in A, with an average weight of 1.41 ± 0.01 g. The survival rates for Pacific white shrimp are presented in Figure 3.

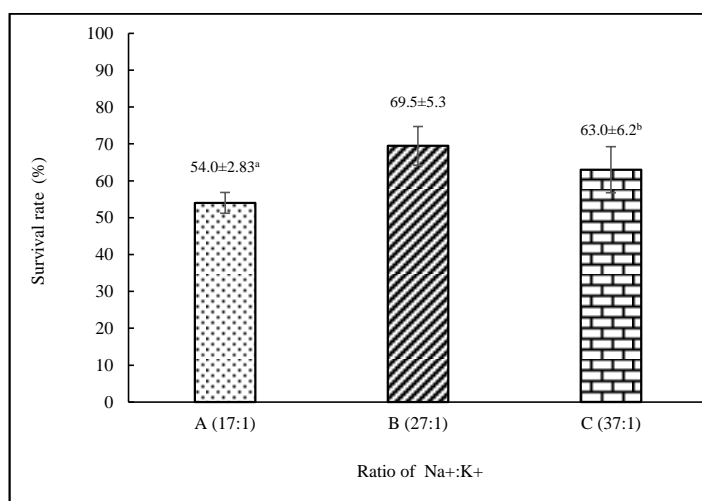


Figure 3. Survival rate of *Litopenaeus vannamei*.

ANOVA result showed that different ratios of Na and K ions significantly affected ($p < 0.05$) the survival rate of Pacific white shrimp. Further analysis showed that treatment A produced significantly different survival rate was significantly different from treatments B and C, while survival rates in treatments B and C were not significantly different. The highest survival rate of Pacific white shrimp occurred in treatment B, namely $69.5 \pm 5.3\%$, while the lowest, $54.0 \pm 2.8\%$ was recorded in treatment A.

The observation data for water quality, including temperature, pH, DO, alkalinity, TAN, and abundance of *Vibrio* are presented in Table 2. Furthermore, the water quality of the media during culture was still in line with the standard levels for Pacific white shrimp cultivation.

Water quality during the study

Table 2

Parameter	Day of culture	Treatment			Standards	References
		A (17:1)	B (27:1)	C (37:1)		
Temperature (°C)		24.7	24.7	24.6	23–30	Wyban & Sweeney (1991)
		–26.8	–26.5	–26.2		
pH		7.6	7.6	7.7	7.4–8.9	Wyban & Sweeney (1991)
		–8.4	–8.4	–8.4		
DO (mg L ⁻¹)		4.47	4.51	4.27	4–5	Wyban & Sweeney (1991)
		–6.45	–6.56	–6.50		
Alkalinity (mg L ⁻¹)		107.0	108.5	117.5	>80	Cuéllar-Anjel et al (2010)
TVC (CFU mL ⁻¹)	1	-	-	-	<10 ²	Cuéllar-Anjel et al (2010)
	35	-	-	-		
Ammonia (mg L ⁻¹)	24	0.009	0.007	0.004	<0.1	Cuéllar-Anjel et al (2010)
	35	0.004	0.004	0.007		

Note: DO - dissolved oxygen; TVC - total *Vibrio* count.

The performance of Pacific white shrimp is influenced by the presence of macrominerals in the culture media. Their cultivation in freshwater faces complicated problems, especially the inadequacy of minerals when compared to brackish and seawater media. The addition of macrominerals is an important factor in supporting the success of

freshwater shrimp farming. Furthermore, the concentration of macrominerals as well as the proportion of each ion affect their absorption. Based on the results using the freshwater medium, the Na⁺:K⁺ ratio of 27:1 produced the best growth and survival rates for Pacific white shrimp. This indicates that the absorption of K ions by the animal is influenced by the presence of Na ions. Similar results were also obtained by Suguna (2020), who conducted a study on Pacific white shrimp in brackish water. K minerals work together with Na in regulating the balance of fluid electrolytes in the body, where potassium is the main intracellular cation that is important in the activation of Na⁺ K⁺ - ATPase. It is also involved in ion transport, osmoregulation processes, and regulation of extracellular volume. Lack of potassium can cause slow growth and increased mortality (Boyd 2018). The addition of sodium in the rearing media can optimize the osmoregulation system (Mantel & Farmer 1983). These findings are consistent those of Boyd (2018), confirming that the ideal ratio of Na⁺ and K⁺ ions in normal seawater (34.5 ppt) is 27:1, and it is suitable for shrimp life. The main cation equivalents (macrominerals) contained in seawater can be estimated using normal and lower seawater salinity, or freshwater maintenance media. Antony et al (2015) revealed that the best Na⁺:K⁺ ratio for *Penaeus monodon* in brackish water ranged from 25-45.1. Meanwhile, Liu et al (2014) stated that ratios ranging from 23:1 to 33:1 can increase the growth and survival rate of Pacific white shrimp reared in low salinity.

Comment [u5]: this was already said in the Introduction; please delete

Sodium has a very important function in the shrimp, playing a role in osmoregulation, namely ion exchange with the environment (Huong et al 2010). Potassium is an essential mineral in the body, helping in the activation of Na⁺K⁺-ATPase (Mantel & Farmer 1983; Shiao & Hsieh 2001). It is also the principal intracellular cation, while sodium is extracellular cation and chloride is the major extracellular anion (Shiao & Hsieh 2001).

Comment [u6]: the main/major one?

Vibrio presence. One of the main causes of loss in *L. vannamei* farming is disease attack, both viral (Ramos-Carreño et al 2014) and bacterial, especially with *Vibrio* (Kharisma & Manan 2012). White feces syndrome can attack the animal, causing failure in its cultivation (Hou et al 2018; Arisa et al 2021). Furthermore, *Vibrio parahaemolyticus* is the causal organism for white feces syndrome (WFS) (Limsuwan 2010; Supono et al 2019) and acute hepatopancreatic necrosis disease (AHPND) (Sriurairatana et al 2014). In this study, *Vibrio* was not detected on TCBS media at the end of the experiment, namely after 35 days. Its growth was inhibited in fresh water media, but the possibility can still exist within a longer rearing period, even though the density level is low. This finding is in line with Reed & Francis-Floyd (2002), who noted that *Vibrio* sp. can occur in shrimp originating from seawater and estuaries, and sometimes in freshwater. Although the possibility is minimal, early prevention must be carried out along with maintenance of optimal water quality to reduce its density levels.

Comment [u7]: please mention in Material and Method how you carried out the *Vibrio* assay

Conclusions. Different ratios of sodium (Na⁺) and potassium (K⁺) in freshwater media affected the growth and survival rate of Pacific white shrimp (*L. vannamei*) reared for 35 days. The best ratio of Na⁺ and K⁺ was 27:1, which gave an absolute weight growth value, growth rate, and survival rate of 1.69 ±0.03 g, 11.9±0.1%, and 69.5±5. 3%, respectively.

Acknowledgements. This study was funded by Lampung University through the Professorship Research program in 2022.

Conflict of Interest. The authors declare that there is no conflict of interest.

References

Amelia F., Yustiati A., Andriani Y., 2021 Review of shrimp (*Litopenaeus vannamei* (Boone, 1931)) farming in Indonesia: Management operating and development. World Scientific News 158:145-158.

- Antony J., Vungurala H., Saharan N., Reddy A. K., Chadha N. K., Lakra W. S., Roy L. A., 2015 Effects of salinity and Na⁺/K⁺ ratio on osmoregulation and growth performance of black tiger prawn, *Penaeus monodon* Fabricius, 1798, juveniles reared in inland saline water. *Journal of The World Aquaculture Society* 46(2):171-182.
- Araneda M., Pérez E. P., Gasca-Leyva E., 2008 White shrimp *Penaeus vannamei* culture in freshwater at three densities: Condition state based on length and weight. *Aquaculture* 283(1-4):13-18.
- Arisa I. I., Elmuhtaj I., Putra D. F., Dewiyanti I., Nurfadillah N., 2021 Study of the spread of white feces disease (WFD) on *Litopenaeus vannamei* in semi-intensive ponds in Aceh Besar District Aceh Province, Indonesia. *IOP Conference Series: Earth and Environmental Science* 674:012015.
- Aruna S., Felix S., 2017 The effect of ionic concentration of low saline waters on growth characteristics of *Penaeus vannamei*. *International Journal of Fisheries and Aquatic Studies* 5(3):73-76.
- Atwood H. L., Young S. P., Tomasso J. R., Browdy C. L., 2003 Survival and growth of Pacific white shrimp *Litopenaeus vannamei* postlarvae in low-salinity and mixed-salt environments. *Journal of the World Aquaculture Society* 34(4):518-523.
- Boyd C. E., 2018 Revisiting ionic imbalance in low-salinity shrimp aquaculture. *Global Aquaculture Advocate*, 4 p.
- Briggs M., Funge-Smith S., Subasinghe R., Phillips M., 2004 Introductions and movement of *Penaeus vannamei* and *Penaeus stylirostris* in Asia and the Pacific. FAO Regional Office for Asia and the Pacific, RAP publication 2004/10, Bangkok, 87 p.
- Cuéllar-Anjel J., Lara C., Morales V., De Gracia A., Garcia-Suárez O., 2010 Manual of best management practices for white shrimp *Penaeus vannamei* farming. OIRSA-OSPESCA, Panama, 134 p.
- Davis D. A., Saoud I. P., McGraw W. J., Rouse D. B., 2002 Considerations for *Litopenaeus vannamei* reared in inland low salinity waters. *Avances en nutrición acuícola VI, Memorias del VI Simposium Internacional de Nutrición Acuicola*, 3-6 September, Cancún, Mexico, pp. 73-90.
- Davis D. A., Boyd C. E., Rouse D. B., Saoud I. P., 2005 Effects of potassium, magnesium and age on growth and survival of *Litopenaeus vannamei* post-larvae reared in inland low salinity well waters in West Alabama. *Journal of The World Aquaculture Society* 36(3):416-419.
- Hou D., Huang Z., Zeng S., Liu J., Wei D., Deng X., Weng S., Yan Q., He J., 2018 Intestinal bacterial signatures of white feces syndrome in shrimp. *Applied Microbiology and Biotechnology* 102:3701-3709.
- Huong D. T. T., Jasmani S., Jayasankar V., Wilder M., 2010 Na/K-ATPase activity and osmo-ionic regulation in adult whiteleg shrimp *Litopenaeus vannamei* exposed to low salinities. *Aquaculture* 304(1-4):88-94.
- Kharisma A., Manan A., 2012 [The abundance of *Vibrio* sp. bacteria on enlargement water of whiteleg shrimp (*Litopenaeus vannamei*) as the early detection of vibriosis]. *Jurnal Ilmiah Perikanan dan Kelautan* 4(2):129-134. [In Indonesian].
- Limsuwan C., 2010 White feces diseases in Thailand. *Buletin Nicovita Magazine*, Thailand, 3 p.
- Liu H., Tan B., Yang J., Lin Y., Chi S., Dong X., Yang Q., 2014 Effect of various Na/K ratios in low-salinity well water on growth performance and physiological response of Pacific white shrimp *Litopenaeus vannamei*. *Chinese Journal of Oceanology and Limnology* 32:991-999.
- Mantel L. H., Farmer L. L., 1983 Osmotic and ionic regulation. In: *The biology of crustacea*. Volume 5. Mantel L. H. (ed), Academic Press, pp. 53-161.
- Nehru E., Rao A. C., Pamanna D., Ranjith P., Lokesh B., 2018 Effect of aqueous minerals supplementation on growth and survival of *Litopenaeus vannamei* in low salinity water. *International Journal of Current Microbiology and Applied Sciences* 7(1):1706-1713.
- Ramos-Carreño S., Valencia-Yáñez R., Correa-Sandoval F., Ruíz-García N., Díaz-Herrera F., Giffard-Mena I., 2014 White spot syndrome virus (WSSV) infection in shrimp

- (*Litopenaeus vannamei*) exposed to low and high salinity. Archives of Virology 159(9):2213-2222.
- Reed P. A., Francis-Floyd R., 2002 Vibrio infections of fish. University of Florida, IFAS Extension, FA31, 3 p.
- Shiau S. Y., Hsieh J. F., 2001 Dietary potassium requirement of juvenile grass shrimp *Penaeus monodon*. Fisheries Science 67(4):592-595.
- Sriurairatana S., Boonyawiwat V., Gangnonngiw W., Laosutthipong C., Hiranchan J., Flegel T. W., 2014 White feces syndrome of shrimp arises from transformation, sloughing and aggregation of hepatopancreatic microvilli into vermiform bodies superficially resembling gregarines. PLoS One 9(6):e99170.
- Suguna T., 2020 Application of minerals in low saline water culture systems of *L. vannamei*. International Journal of Current Microbiology and Applied Sciences 9(9):516-521.
- Supono, 2021 Current status of technical and economic analysis of inland shrimp culture in Lampung Province. AACL Bioflux 14(1):218-226.
- Supono, Wardiyanto, Harpeni E., Khotimah A. H., Ningtyas A., 2019 Identification of *Vibrio* sp. as cause of white feces diseases in shrimp *Penaeus vannamei* and handling with herbal ingredients in east Lampung Regency Indonesia. AACL Bioflux 12(2):417-425.
- Widigdo B., Wiyoto, Ekasari J., Isnansetyo A., 2019 Correlation of major mineral properties in brackish water ponds environment and Pacific white shrimp *Litopenaeus vannamei* survival, growth and production. Journal of Environmental Science and Technology 12(1):38-46.
- Wyban J. A., Sweeney J. N., 1991 Intensive shrimp production technology: The Oceanic Institute Shrimp Manual. The Institute, 158 p.

Received: 04 September 2022. Accepted: 12 October 2022. Published online: xx xxxx 202x.

Authors:

Supono, Department of Aquaculture, Faculty of Agriculture, Lampung University, 35141 Bandar Lampung, Indonesia; Department of Coastal and Marine Zone Management, Postgraduate Program, Lampung University, 35141 Bandar Lampung, Indonesia, e-mail: supono_unila@yahoo.com

Lietha Nurdianti, Department of Aquaculture, Faculty of Agriculture, Lampung University, 35141 Bandar Lampung, Indonesia, e-mail:

Hilma Putri Fidyandini, Department of Aquaculture, Faculty of Agriculture, Lampung University, 35141 Bandar Lampung, Indonesia, e-mail:

This is an open-access article distributed under the terms of the Creative Commons Attribution License, which permits unrestricted use, distribution and reproduction in any medium, provided the original author and source are credited.

How to cite this article:

Supono, Nurdianti L., Fidyandini H. P., 202x Effect of different ratios of sodium and potassium on the growth and survival rate of Pacific white shrimp (*Litopenaeus vannamei*) cultured in freshwater. AACL Bioflux x(x):xxxx-xxxx.

Comment [u8]: please add the street name and number

Comment [u9]: please add the street name and number

Comment [u10]: please add the email address of this author

Comment [u11]: please add the street name and number

Comment [u12]: please add the email address of this author

- Compose
- Inbox999+
- Unread
- Starred
- Drafts172
- Sent
- Archive
- Spam
- Deleted Items
- Less
- ViewsHide
- Photos

← Back

Archive

Move

Delete

Spam


...

⌵

⌵


⌵

⌵

To: Tudor Papuc

I hereby submit the article that has been revised, the yellow colors indicate that I have fixed them, thank you.

Show original message



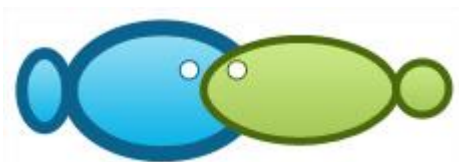
Supono et ...docx
81.3kB

↶

↷

➡

...



Effect of different ratios of sodium and potassium on the growth and survival rate of Pacific white shrimp (*Litopenaeus vannamei*) cultured in freshwater

^{1,2}Supono, ¹Lietha Nurdianti, ¹Hilma P. Fidyandini

¹ Department of Aquaculture, Faculty of Agriculture, Lampung University, Bandar Lampung, Indonesia; ² Department of Coastal and Marine Zone Management, Postgraduate Program, Lampung University, Bandar Lampung, Indonesia. Corresponding author: Supono, supono_unila@yahoo.com

Abstract. Pacific white shrimp (*Litopenaeus vannamei*) has been successfully cultivated in low salinity and in freshwater. Some constraints that arise in the cultivation process include the deficiency of macrominerals, such as sodium, magnesium, calcium, and potassium. The presence of these macrominerals and their proportion affect their absorption by shrimp. Therefore, this study aims to determine the effect of different ratios of sodium (Na^+) and potassium (K^+) on the growth and survival rate of Pacific white shrimp reared in freshwater media. A completely randomized design (CRD) was used, with 3 treatments and 4 repetitions. The treatments were represented by different ratios of Na and K, namely: A - 17:1; B - 27:1; C - 37:1. The duration of the experiment was 35 days. The results showed that the ratio of sodium and potassium in freshwater media significantly affected ($p < 0.05$) the growth and survival rate of Pacific white shrimp. B treatment gave the best growth and survival rates, namely $69.50 \pm 5.26\%$ and 1.69 ± 0.03 g, respectively, with a specific growth rate of $11.90 \pm 0.04\%$. Observations of water quality showed that it is in line with the standards for shrimp farming. Furthermore, *Vibrio* was not found in any treatment group at the end of the experiment.

Key Words: K^+ , macromineral, Na^+ , *Vibrio*.

Introduction. Pacific white shrimp (*Litopenaeus vannamei*) culture has developed rapidly in Asia, including in Indonesia (Amelia et al 2021), due to its advantages including high survival rate at high stocking density and resistance to disease attacks (Briggs et al 2004). Being a euryhaline species, it can live in a wide salinity range, between 0.5-45 ppt (Wyban & Sweeney 1991; Davis et al 2002). Furthermore, this ability enables the vannamei shrimp to be cultured in low salinity waters, far from the coast. In Indonesia, Pacific white shrimp cultivation has been successfully carried out by farmers with a survival rate of more than 80% (Aruna & Felix 2017; Supono 2021).

One of the important factors that influence the success of Pacific white shrimp culture is the macromineral content in the water (Davis et al 2005; Boyd 2018). Minerals that dominate seawater and brackish water include sodium, magnesium, calcium, and potassium. These macrominerals affect the osmoregulation and molting process in prawns. Potassium plays an important role in the post-molting process, affecting the survival rate of vannamei shrimp (Nehru et al 2018; Widigdo et al 2019). Furthermore, calcium is an important mineral needed for bone formation and the prevention of metal ions across the gills, while magnesium affects the growth and survival rates (Davis et al 2005). Boyd (2018) reported that Pacific white shrimp may die due to a lack of potassium ions (1 mg L^{-1}), but after the concentration is increased to 50 mg L^{-1} , the mortality rate is reduced. The rate of its absorption is influenced by the presence of sodium (Liu et al 2014).

Pacific white shrimp have also been successfully cultivated in freshwater (Araneda et al 2008), but the cultivation is often affected by a lack of macrominerals, leading to

slow growth, molting failure, and death (Suguna 2020). The concentration and ratio of macrominerals greatly determine their absorption by shrimp (Boyd 2018). The proportion of each macromineral must be adjusted to its proportion as in seawater (Atwood et al 2003). The absorption of sodium ions is influenced by potassium and vice versa, while the absorption of magnesium ions is influenced by the concentration of calcium ions and vice versa (Aruna & Felix 2017; Suguna 2020). Therefore, this study aimed to determine the effect of different ratios of sodium (Na⁺) and potassium (K⁺) ions on the growth and survival rate of Pacific white shrimp reared in freshwater media.

Material and Method

Time and place of the study. This study was carried out between April–May 2022 for 35 days at the Fisheries Laboratory, Department of Fisheries and Marine, Faculty of Agriculture, University of Lampung, Bandar Lampung, Indonesia.

Research design. The culture containers used had a volume of 80 L with a total of 12 units. Each container was filled with 50 L of freshwater and equipped with 3 aeration stones to supply oxygen. A completely randomized design (CRD) consisting of 3 treatments and 4 replications was used. These treatments were: A - Na⁺ and K⁺ at a ratio of 17:1; B - Na⁺ and K⁺ at a ratio of 27:1; C - Na⁺ and K⁺ at a ratio of 37:1.

The freshwater used was enriched with the addition of macrominerals, namely sodium, magnesium, calcium, and potassium. The concentration of magnesium and calcium added was equivalent to a salinity of 5 ppt, namely 196 mg L⁻¹ and 60 mg L⁻¹ (Boyd 2018), while that of sodium and potassium was based on the treatment, as presented in Table 1. The mineral materials used include NaCl, MgCl₂, CaCO₃, and KCl.

Table 1
The mineral concentration of each treatment

Mineral	Treatment (A)	Treatment (B)	Treatment (C)
Na ⁺ (mg L ⁻¹)	935	935	935
Mg ⁺ (mg L ⁻¹)	196	196	196
Ca ⁺ (mg L ⁻¹)	60	60	60
K ⁺ (mg L ⁻¹)	55	34.6	25.3

The test animals were Pacific white shrimp post-larvae (PL 15), obtained from a hatchery in Kalianda, South Lampung. Each treatment unit was stocked with 50 shrimp, equivalent to 1 PL L⁻¹ or 1000 PL m⁻³. Feeding was carried out using commercial feed with a protein content of 30%, 6% fat, 3.5% fiber, and 13% ash content. The samples were fed 3 times a day at 08.00, 14.00, and 22.00 using the blind feeding method.

Study parameters. Parameters observed in Pacific white shrimp included growth rate and survival rate. Water quality was also determined, including temperature, pH, dissolved oxygen (DO), total Vibrio count (TVC), alkalinity, and total ammonia nitrogen (TAN). Growth rate (GR), Specific growth rate, and survival rate were calculated using the formula described by Far et al (2009):

$$GR (g) = \text{final body weight (g)} - \text{initial body weight (g)}$$

$$SGR (\%) = \frac{(\ln Wt - \ln Wo)}{\text{Time Period (in days)}} \times 100$$

$$SR (\%) = \frac{\text{initial stock}}{\text{final population}} \times 100$$

Temperature, pH, and dissolved oxygen (DO) were measured using a water quality checker every three days, Alkalinity using APHA (1992) before stocked and TAN using the Phenate method at the end of the culture. Total vibrio count was measured using the method described by Chau et al (2011). The method use Thiosulphate Citrate Bile Sucrose Agar (TCBS) as selective media for growing *Vibrio*.

Statistical analysis. Data on the growth and survival rates of Pacific white shrimp were analyzed using ANOVA with a 95% confidence level and when they were significantly different, further testing was carried out using Duncan's test. Subsequently, the water quality parameters were analyzed descriptively.

Results and Discussion. Data on the growth rate of Pacific white shrimp after being reared for 35 days are presented in Figure 1, while the specific growth rate is presented in Figure 2.

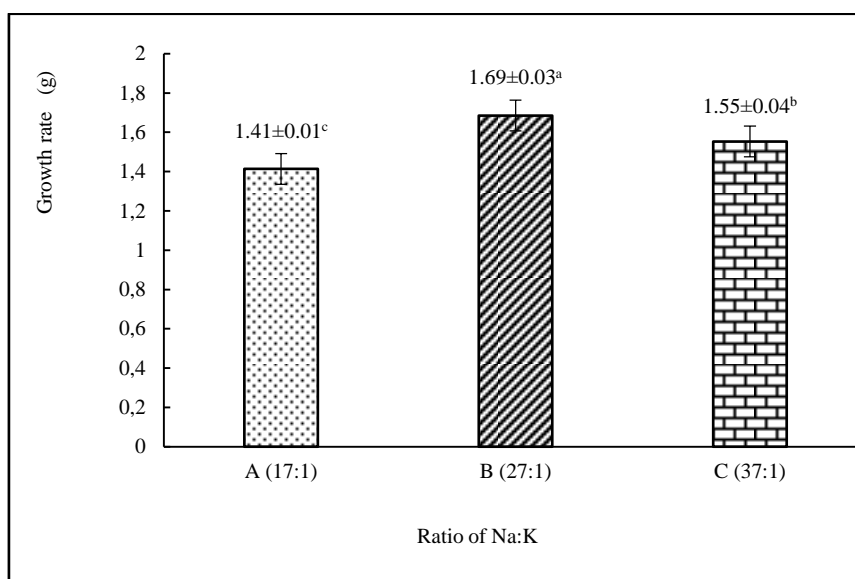


Figure 1. Growth rate of *Litopenaeus vannamei*.

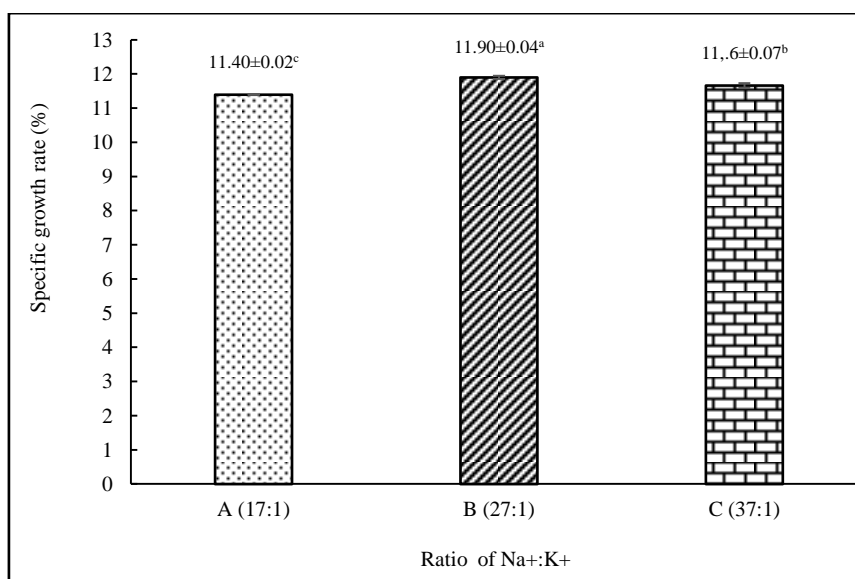


Figure 2. Specific growth rate of *Litopenaeus vannamei*.

The ANOVA test result showed that the different ratios of Na and K significantly affected ($p < 0.05$) the growth of Pacific white shrimp. Further analysis revealed that treatment A produced significantly different results from treatments B and C. The best growth of Pacific white shrimp occurred in treatment B, with an average weight of 1.69 ± 0.03 g, while the lowest was recorded in A, with an average weight of 1.41 ± 0.01 g. The survival rates for Pacific white shrimp are presented in Figure 3.

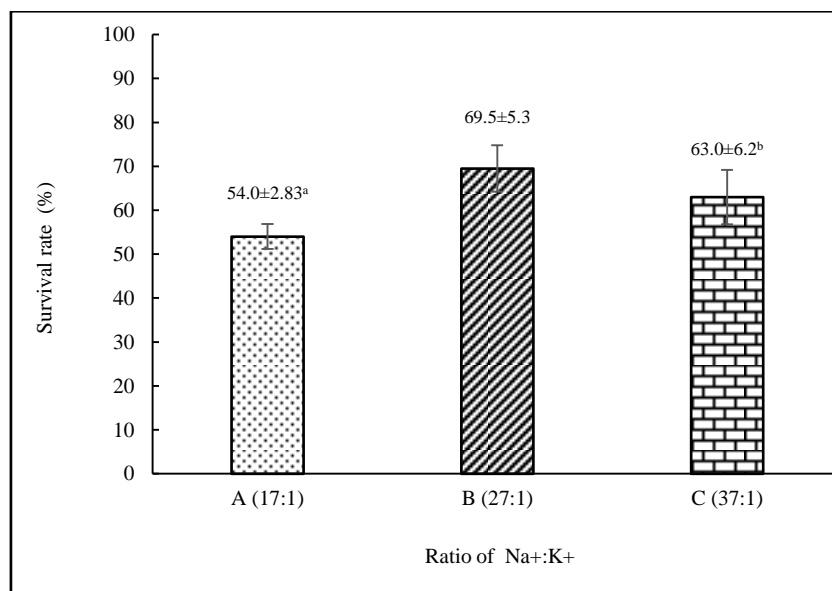


Figure 3. Survival rate of *Litopenaeus vannamei*.

ANOVA result showed that different ratios of Na and K ions significantly affected ($p < 0.05$) the survival rate of Pacific white shrimp. Further analysis showed that treatment A produced significantly different survival rate was significantly different from treatments B and C, while survival rates in treatments B and C were not significantly different. The highest survival rate of Pacific white shrimp occurred in treatment B, namely $69.5 \pm 5.3\%$, while the lowest, $54.0 \pm 2.8\%$ was recorded in treatment A.

The observation data for water quality, including temperature, pH, DO, alkalinity, TAN, and abundance of *Vibrio* are presented in Table 2. Furthermore, the water quality of the media during culture was still in line with the standard levels for Pacific white shrimp cultivation.

Table 2
Water quality during the study

Parameter	Day of culture	Treatment			Standards	References
		A (17:1)	B (27:1)	C (37:1)		
Temperature (°C)		24.7 -26.8	24.7 -26.5	24.6 -26.2	23-30	Wyban & Sweeney (1991)
pH		7.6 -8.4	7.6 -8.4	7.7 -8.4	7.4-8.9	Wyban & Sweeney (1991)
DO (mg L ⁻¹)		4.47 -6.45	4.51 -6.56	4.27 -6.50	4-5	Wyban & Sweeney (1991)
Alkalinity (mg L ⁻¹)		107.0	108.5	117.5	>80	Cuéllar-Anjel et al (2010)
TVC (CFU mL ⁻¹)	1 35	- -	- -	- -	<10 ²	Cuéllar-Anjel et al (2010)
Ammonia (mg L ⁻¹)	24	0.009	0.007	0.004	<0.1	Cuéllar-Anjel et al (2010)

Based on the results using the freshwater medium, the $\text{Na}^+:\text{K}^+$ ratio of 27:1 produced the best growth and survival rates for Pacific white shrimp. This indicates that the absorption of K ions by the animal is influenced by the presence of Na ions. Similar results were also obtained by Suguna (2020), who conducted a study on Pacific white shrimp in brackish water. K minerals work together with Na in regulating the balance of fluid electrolytes in the body, where potassium is the main intracellular cation that is important in the activation of $\text{Na}^+ \text{K}^+ \text{-ATPase}$. It is also involved in ion transport, osmoregulation processes, and regulation of extracellular volume. Lack of potassium can cause slow growth and increased mortality (Boyd 2018). The addition of sodium in the rearing media can optimize the osmoregulation system (Mantel & Farmer 1983). These findings are consistent those of Boyd (2018), confirming that the ideal ratio of Na^+ and K^+ ions in normal seawater (34.5 ppt) is 27:1, and it is suitable for shrimp life. The main cation equivalents (macrominerals) contained in seawater can be estimated using normal and lower seawater salinity, or freshwater maintenance media. Antony et al (2015) revealed that the best $\text{Na}^+:\text{K}^+$ ratio for *Penaeus monodon* in brackish water ranged from 25-45.1. Meanwhile, Liu et al (2014) stated that ratios ranging from 23:1 to 33:1 can increase the growth and survival rate of Pacific white shrimp reared in low salinity.

Sodium has a very important function in the shrimp, playing a role in osmoregulation, namely ion exchange with the environment (Huong et al 2010). Potassium is an essential mineral in the body, helping in the activation of $\text{Na}^+ \text{K}^+ \text{-ATPase}$ (Mantel & Farmer 1983; Shiao & Hsieh 2001). It is also the principal intracellular cation, while sodium is **major** extracellular cation and chloride is the major extracellular anion (Shiao & Hsieh 2001).

***Vibrio* presence.** One of the main causes of loss in *L. vannamei* farming is disease attack, both viral (Ramos-Carreño et al 2014) and bacterial, especially with *Vibrio* (Kharisma & Manan 2012). White feces syndrome can attack the animal, causing failure in its cultivation (Hou et al 2018; Arisa et al 2021). Furthermore, *Vibrio parahaemolyticus* is the causal organism for white feces syndrome (WFS) (Limsuwan 2010; Supono et al 2019) and acute hepatopancreatic necrosis disease (AHPND) (Sriurairatana et al 2014). In this study, *Vibrio* was not detected **on TCBS media** at the end of the experiment, namely after 35 days. Its growth was inhibited in fresh water media, but the possibility can still exist within a longer rearing period, even though the density level is low. This finding is in line with Reed & Francis-Floyd (2002), who noted that *Vibrio* sp. can occur in shrimp originating from seawater and estuaries, and sometimes in freshwater. Although the possibility is minimal, early prevention must be carried out along with maintenance of optimal water quality to reduce its density levels.

Conclusions. Different ratios of sodium (Na^+) and potassium (K^+) in freshwater media affected the growth and survival rate of Pacific white shrimp (*L. vannamei*) reared for 35 days. The best ratio of Na^+ and K^+ was 27:1, which gave an absolute weight growth value, growth rate, and survival rate of 1.69 ± 0.03 g, $11.9 \pm 0.1\%$, and $69.5 \pm 5.3\%$, respectively.

Acknowledgements. This study was funded by Lampung University through the Professorship Research program in 2022.

Conflict of Interest. The authors declare that there is no conflict of interest.

References

Amelia F., Yustiati A., Andriani Y., 2021 Review of shrimp (*Litopenaeus vannamei* (Boone, 1931)) farming in Indonesia: Management operating and development. World Scientific News 158:145-158.

- Antony J., Vungurala H., Saharan N., Reddy A. K., Chadha N. K., Lakra W. S., Roy L. A., 2015 Effects of salinity and Na⁺/K⁺ ratio on osmoregulation and growth performance of black tiger prawn, *Penaeus monodon* Fabricius, 1798, juveniles reared in inland saline water. *Journal of The World Aquaculture Society* 46(2):171-182.
- APHA, 1992 Standard Methods for The Examination of Water and Wastewater, 16th Edition. American Public Health Association, Washington DC.
- Araneda M., Pérez E. P., Gasca-Leyva E., 2008 White shrimp *Penaeus vannamei* culture in freshwater at three densities: Condition state based on length and weight. *Aquaculture* 283(1-4):13-18.
- Arisa I. I., Elmuhtaj I., Putra D. F., Dewiyanti I., Nurfadillah N., 2021 Study of the spread of white feces disease (WFD) on *Litopenaeus vannamei* in semi-intensive ponds in Aceh Besar District Aceh Province, Indonesia. *IOP Conference Series: Earth and Environmental Science* 674:012015.
- Aruna S., Felix S., 2017 The effect of ionic concentration of low saline waters on growth characteristics of *Penaeus vannamei*. *International Journal of Fisheries and Aquatic Studies* 5(3):73-76.
- Atwood H. L., Young S. P., Tomasso J. R., Browdy C. L., 2003 Survival and growth of Pacific white shrimp *Litopenaeus vannamei* postlarvae in low-salinity and mixed-salt environments. *Journal of the World Aquaculture Society* 34(4):518-523.
- Boyd C. E., 2018 Revisiting ionic imbalance in low-salinity shrimp aquaculture. *Global Aquaculture Advocate*, 4 p.
- Briggs M., Funge-Smith S., Subasinghe R., Phillips M., 2004 Introductions and movement of *Penaeus vannamei* and *Penaeus stylirostris* in Asia and the Pacific. *FAO Regional Office for Asia and the Pacific, RAP publication 2004/10, Bangkok*, 87 p.
- Chau N.T.T., Hieu N.X., Thuan L.T.N., Matsumoto M., Miyajima I., 2011 Identification and Characterization of Actinomycetes Antagonistic to Pathogenic *Vibrio* spp. Isolated from Shrimp Culture Pond Sediments in Thua Thien Hue-Viet Nam. *Journal of the Faculty of Agriculture, Kyushu University* 56 (1), 15-22
- Cuéllar-Anjel J., Lara C., Morales V., De Gracia A., Garcia-Suárez O., 2010 Manual of best management practices for white shrimp *Penaeus vannamei* farming. *OIRSA-OSPESCA, Panama*, 134 p.
- Davis D. A., Saoud I. P., McGraw W. J., Rouse D. B., 2002 Considerations for *Litopenaeus vannamei* reared in inland low salinity waters. *Avances en nutrición acuícola VI, Memorias del VI Simposium Internacional de Nutrición Acuícola*, 3-6 September, Cancún, Mexico, pp. 73-90.
- Davis D. A., Boyd C. E., Rouse D. B., Saoud I. P., 2005 Effects of potassium, magnesium and age on growth and survival of *Litopenaeus vannamei* post-larvae reared in inland low salinity well waters in West Alabama. *Journal of The World Aquaculture Society* 36(3):416-419.
- Far H. Z., Saad C. R. B., Daud H. M., Harmin S. A., Shakibazadeh S., 2009 Effect of *Bacillus subtilis* on the growth and survival rate of shrimp (*Litopenaeus vannamei*). *African Journal of Biotechnology* 8 (14):3369-3376
- Hou D., Huang Z., Zeng S., Liu J., Wei D., Deng X., Weng S., Yan Q., He J., 2018 Intestinal bacterial signatures of white feces syndrome in shrimp. *Applied Microbiology and Biotechnology* 102:3701-3709.
- Huong D. T. T., Jasmani S., Jayasankar V., Wilder M., 2010 Na/K-ATPase activity and osmo-ionic regulation in adult whiteleg shrimp *Litopenaeus vannamei* exposed to low salinities. *Aquaculture* 304(1-4):88-94.
- Kharisma A., Manan A., 2012 [The abundance of *Vibrio* sp. bacteria on enlargement water of whiteleg shrimp (*Litopenaeus vannamei*) as the early detection of vibriosis]. *Jurnal Ilmiah Perikanan dan Kelautan* 4(2):129-134. [In Indonesian].
- Limsuwan C., 2010 White feces diseases in Thailand. *Buletin Nicovita Magazine, Thailand*, 3 p.
- Liu H., Tan B., Yang J., Lin Y., Chi S., Dong X., Yang Q., 2014 Effect of various Na/K ratios in low-salinity well water on growth performance and physiological response

- of Pacific white shrimp *Litopenaeus vannamei*. Chinese Journal of Oceanology and Limnology 32:991-999.
- Mantel L. H., Farmer L. L., 1983 Osmotic and ionic regulation. In: The biology of crustacea. Volume 5. Mantel L. H. (ed), Academic Press, pp. 53-161.
- Nehru E., Rao A. C., Pamanna D., Ranjith P., Lokesh B., 2018 Effect of aqueous minerals supplementation on growth and survival of *Litopenaeus vannamei* in low salinity water. International Journal of Current Microbiology and Applied Sciences 7(1):1706-1713.
- Ramos-Carreño S., Valencia-Yáñez R., Correa-Sandoval F., Ruíz-García N., Díaz-Herrera F., Giffard-Mena I., 2014 White spot syndrome virus (WSSV) infection in shrimp (*Litopenaeus vannamei*) exposed to low and high salinity. Archives of Virology 159(9):2213-2222.
- Reed P. A., Francis-Floyd R., 2002 Vibrio infections of fish. University of Florida, IFAS Extension, FA31, 3 p.
- Shiau S. Y., Hsieh J. F., 2001 Dietary potassium requirement of juvenile grass shrimp *Penaeus monodon*. Fisheries Science 67(4):592-595.
- Sriurairatana S., Boonyawiwat V., Gangnonngiw W., Laosutthipong C., Hiranchan J., Flegel T. W., 2014 White feces syndrome of shrimp arises from transformation, sloughing and aggregation of hepatopancreatic microvilli into vermiform bodies superficially resembling gregarines. PLoS One 9(6):e99170.
- Suguna T., 2020 Application of minerals in low saline water culture systems of *L. vannamei*. International Journal of Current Microbiology and Applied Sciences 9(9):516-521.
- Supono, 2021 Current status of technical and economic analysis of inland shrimp culture in Lampung Province. AACL Bioflux 14(1):218-226.
- Supono, Wardiyanto, Harpeni E., Khotimah A. H., Ningtyas A., 2019 Identification of *Vibrio* sp. as cause of white feces diseases in shrimp *Penaeus vannamei* and handling with herbal ingredients in east Lampung Regency Indonesia. AACL Bioflux 12(2):417-425.
- Widigdo B., Wiyoto, Ekasari J., Isnansetyo A., 2019 Correlation of major mineral properties in brackish water ponds environment and Pacific white shrimp *Litopenaeus vannamei* survival, growth and production. Journal of Environmental Science and Technology 12(1):38-46.
- Wyban J. A., Sweeney J. N., 1991 Intensive shrimp production technology: The Oceanic Institute Shrimp Manual. The Institute, 158 p.

Received: 04 September 2022. Accepted: 12 October 2022. Published online: xx xxxx 202x.

Authors:

Supono, Department of Aquaculture, Faculty of Agriculture, Lampung University, Jl. Sumantri Brojonegoro No. 1 Bandar Lampung 35141, Indonesia; Department of Coastal and Marine Zone Management, Postgraduate Program, Lampung University, Jl. Sumantri Brojonegoro No. 1 Bandar Lampung 35141, Indonesia, e-mail: supono_unila@yahoo.com

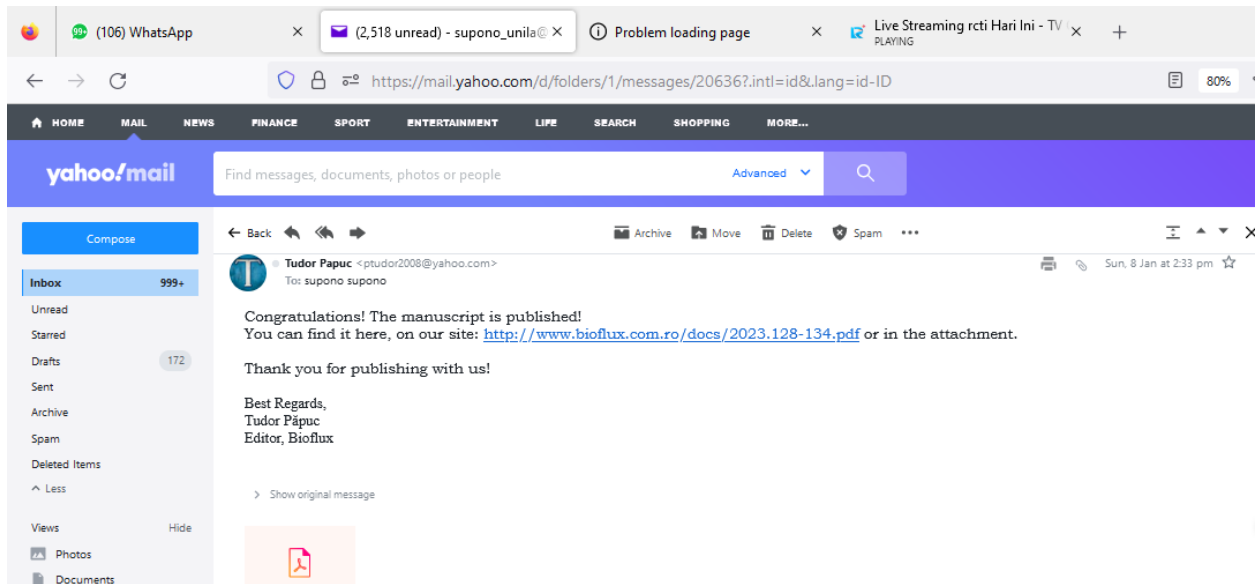
Lietha Nurdianti, Department of Aquaculture, Faculty of Agriculture, Lampung University, Jl. Sumantri Brojonegoro No. 1 Bandar Lampung 35141, Indonesia, e-mail: liethanurdianti03@gmail.com

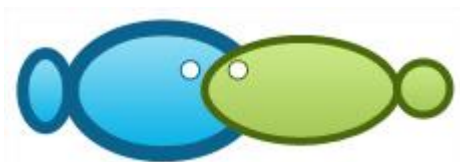
Hilma Putri Fidyandini, Department of Aquaculture, Faculty of Agriculture, Lampung University, Jl. Sumantri Brojonegoro No. 1 Bandar Lampung 35141, Indonesia, e-mail: hilma.putri@fp.unila.ac.id

This is an open-access article distributed under the terms of the Creative Commons Attribution License, which permits unrestricted use, distribution and reproduction in any medium, provided the original author and source are credited.

How to cite this article:

Supono, Nurdianti L., Fidyandini H. P., 202x Effect of different ratios of sodium and potassium on the growth and survival rate of Pacific white shrimp (*Litopenaeus vannamei*) cultured in freshwater. AACL Bioflux x(x):xxxx-xxxx.





Effect of different ratios of sodium and potassium on the growth and survival rate of Pacific white shrimp (*Litopenaeus vannamei*) cultured in freshwater

^{1,2}Supono, ¹Lietha Nurdianti, ¹Hilma P. Fidyandini

¹ Department of Aquaculture, Faculty of Agriculture, Lampung University, Bandar Lampung, Indonesia; ² Department of Coastal and Marine Zone Management, Postgraduate Program, Lampung University, Bandar Lampung, Indonesia. Corresponding author: Supono, supono_unila@yahoo.com

Abstract. Pacific white shrimp (*Litopenaeus vannamei*) has been successfully cultivated in low salinity and in freshwater. Some constraints that arise in the cultivation process include the deficiency of macrominerals, such as sodium, magnesium, calcium, and potassium. The presence of these macrominerals and their proportion affect their absorption by shrimp. Therefore, this study aims to determine the effect of different ratios of sodium (Na^+) and potassium (K^+) on the growth and survival rate of Pacific white shrimp reared in freshwater media. A completely randomized design (CRD) was used, with 3 treatments and 4 repetitions. The treatments were represented by different ratios of Na and K, namely: A - 17:1; B - 27:1; C - 37:1. The duration of the experiment was 35 days. The results showed that the ratio of sodium and potassium in freshwater media significantly affected ($p < 0.05$) the growth and survival rate of Pacific white shrimp. B treatment gave the best growth and survival rates, namely $69.50 \pm 5.26\%$ and 1.69 ± 0.03 g, respectively, with a specific growth rate of $11.90 \pm 0.04\%$. Observations of water quality showed that it is in line with the standards for shrimp farming. Furthermore, *Vibrio* was not found in any treatment group at the end of the experiment.

Key Words: K^+ , macromineral, Na^+ , *Vibrio*.

Introduction. Pacific white shrimp (*Litopenaeus vannamei*) culture has developed rapidly in Asia, including in Indonesia (Amelia et al 2021), due to its advantages including high survival rate at high stocking density and resistance to disease attacks (Briggs et al 2004). Being a euryhaline species, it can live in a wide salinity range, between 0.5-45 ppt (Wyban & Sweeney 1991; Davis et al 2002). Furthermore, this ability enables the vannamei shrimp to be cultured in low salinity waters, far from the coast. In Indonesia, Pacific white shrimp cultivation has been successfully carried out by farmers with a survival rate of more than 80% (Aruna & Felix 2017; Supono 2021).

One of the important factors that influence the success of Pacific white shrimp culture is the macromineral content in the water (Davis et al 2005; Boyd 2018). Minerals that dominate seawater and brackish water include sodium, magnesium, calcium, and potassium. These macrominerals affect the osmoregulation and molting process in prawns. Potassium plays an important role in the post-molting process, affecting the survival rate of vannamei shrimp (Nehru et al 2018; Widigdo et al 2019). Furthermore, calcium is an important mineral needed for bone formation and the prevention of metal ions across the gills, while magnesium affects the growth and survival rates (Davis et al 2005). Boyd (2018) reported that Pacific white shrimp may die due to a lack of potassium ions (1 mg L^{-1}), but after the concentration is increased to 50 mg L^{-1} , the mortality rate is reduced. The rate of its absorption is influenced by the presence of sodium (Liu et al 2014).

Pacific white shrimp have also been successfully cultivated in freshwater (Araneda et al 2008), but the cultivation is often affected by a lack of macrominerals, leading to

slow growth, molting failure, and death (Suguna 2020). The concentration and ratio of macrominerals greatly determine their absorption by shrimp (Boyd 2018). The proportion of each macromineral in an artificial system must be adjusted as its proportion in seawater (Atwood et al 2003). The absorption of sodium ions is influenced by potassium and vice versa, while the absorption of magnesium ions is influenced by the concentration of calcium ions and vice versa (Aruna & Felix 2017; Suguna 2020). Therefore, this study aimed to determine the effect of different ratios of sodium (Na^+) and potassium (K^+) ions on the growth and survival rate of Pacific white shrimp reared in freshwater media.

Material and Method

Time and place of the study. This study was carried out between April–May 2022 for 35 days at the Fisheries Laboratory, Department of Fisheries and Marine, Faculty of Agriculture, University of Lampung, Bandar Lampung, Indonesia.

Research design. The culture containers used had a volume of 80 L with a total of 12 units. Each container was filled with 50 L of freshwater and equipped with 3 aeration stones to supply oxygen. A completely randomized design (CRD) consisting of 3 treatments and 4 replications was used. These treatments were: A - Na^+ and K^+ at a ratio of 17:1; B - Na^+ and K^+ at a ratio of 27:1; C - Na^+ and K^+ at a ratio of 37:1.

The freshwater used was enriched with the addition of macrominerals, namely sodium, magnesium, calcium, and potassium. The concentration of magnesium and calcium added was equivalent to a salinity of 5 ppt, namely 196 mg L^{-1} and 60 mg L^{-1} (Boyd 2018), while that of sodium and potassium was based on the treatment, as presented in Table 1. The mineral materials used include NaCl , MgCl_2 , CaCO_3 , and KCl .

Table 1

The mineral concentration of each treatment

<i>Mineral</i>	<i>Treatment (A)</i>	<i>Treatment (B)</i>	<i>Treatment (C)</i>
Na^+ (mg L^{-1})	935	935	935
Mg^+ (mg L^{-1})	196	196	196
Ca^+ (mg L^{-1})	60	60	60
K^+ (mg L^{-1})	55	34.6	25.3

The test animals were Pacific white shrimp post-larvae (PL 15), obtained from a hatchery in Kalianda, South Lampung. Each treatment unit was stocked with 50 shrimp, equivalent to 1 PL L^{-1} or 1000 PL m^{-3} . Feeding was carried out using commercial feed with a protein content of 30%, 6% fat, 3.5% fiber, and 13% ash content. The samples were fed 3 times a day at 08.00, 14.00, and 22.00 using the blind feeding method.

Study parameters. Parameters observed in Pacific white shrimp included growth rate and survival rate. Water quality was also determined, including temperature, pH, dissolved oxygen (DO), total *Vibrio* count (TVC), alkalinity, and total ammonia nitrogen (TAN). Growth rate (GR), specific growth rate, and survival rate were calculated using the formula described by Far et al (2009):

$$\text{GR (g)} = \text{final body weight (g)} - \text{initial body weight (g)}$$

$$\text{SGR (\%)} = (\text{Ln Wt} - \text{Ln Wo}) / \text{time period (days)} \times 100$$

$$\text{SR (\%)} = \text{initial stock} / \text{final population} \times 100$$

Temperature, pH, and dissolved oxygen (DO) were measured using a water quality checker every three days. Alkalinity was determined using the APHA (1992) method before stocked and TAN was determined using the phenate method at the end of the

culture. Total *Vibrio* count was measured using the method described by Chau et al (2011). The method uses thiosulphate citrate bile sucrose agar (TCBS) as selective media for growing *Vibrio*.

Statistical analysis. Data on the growth and survival rates of Pacific white shrimp were analyzed using ANOVA with a 95% confidence level and when they were significantly different, further testing was carried out using Duncan's test. Subsequently, the water quality parameters were analyzed descriptively.

Results and Discussion. Data on the growth rate of Pacific white shrimp after being reared for 35 days are presented in Figure 1, while the specific growth rate is presented in Figure 2.

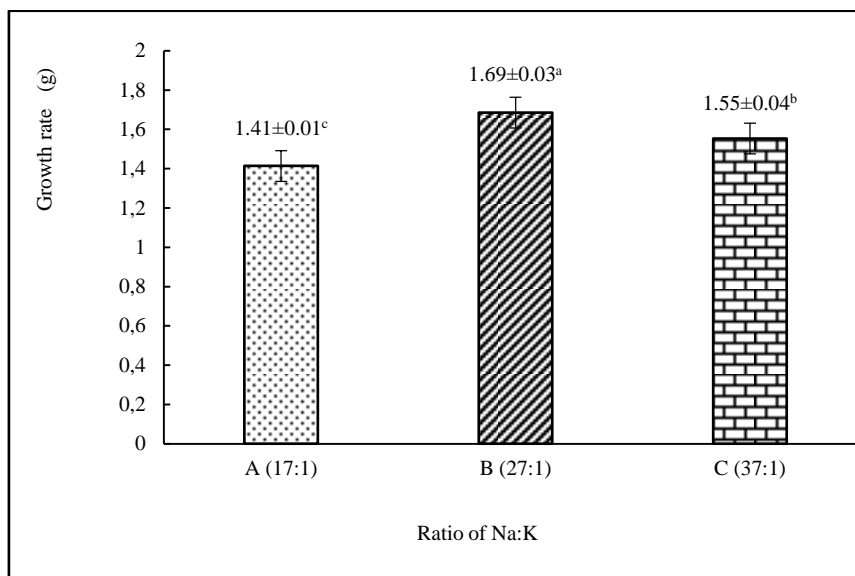


Figure 1. Growth rate of *Litopenaeus vannamei*.

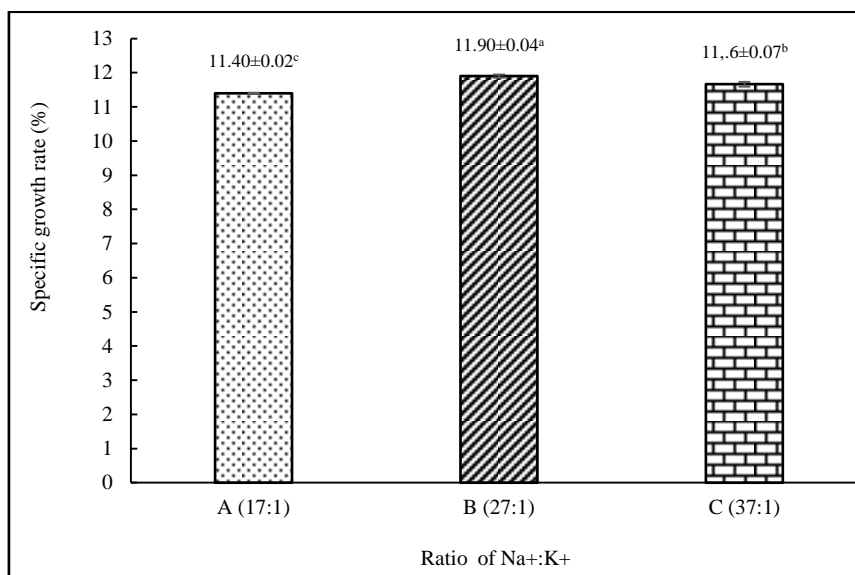


Figure 2. Specific growth rate of *Litopenaeus vannamei*.

The ANOVA test result showed that the different ratios of Na and K significantly affected ($p<0.05$) the growth of Pacific white shrimp. Further analysis revealed that treatment A produced significantly different results from treatments B and C. The best growth of Pacific white shrimp occurred in treatment B, with an average weight of 1.69 ± 0.03 g,

while the lowest was recorded in A, with an average weight of 1.41 ± 0.01 g. The survival rates for Pacific white shrimp are presented in Figure 3.

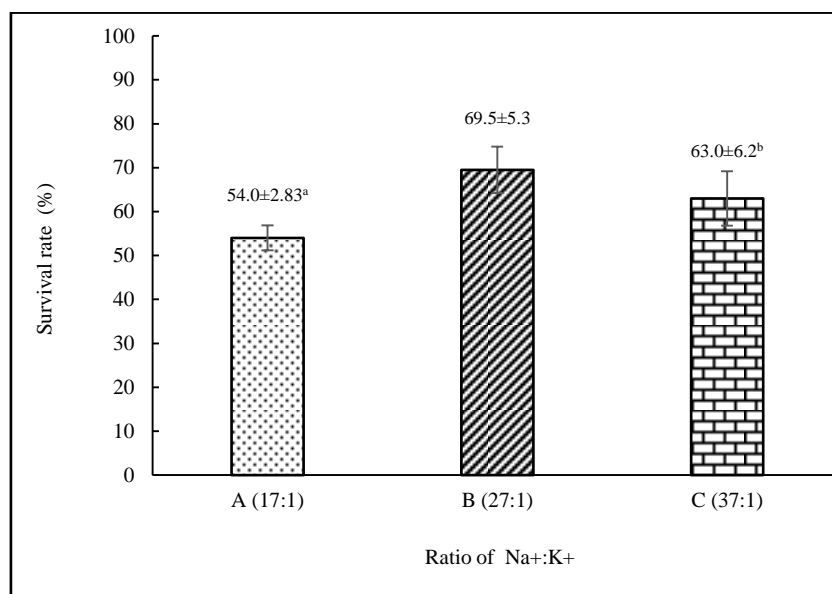


Figure 3. Survival rate of *Litopenaeus vannamei*.

ANOVA result showed that different ratios of Na and K ions significantly affected ($p < 0.05$) the survival rate of Pacific white shrimp. Further analysis showed that treatment A produced significantly different survival rate was significantly different from treatments B and C, while survival rates in treatments B and C were not significantly different. The highest survival rate of Pacific white shrimp occurred in treatment B, namely $69.5 \pm 5.3\%$, while the lowest, $54.0 \pm 2.8\%$ was recorded in treatment A.

The observation data for water quality, including temperature, pH, DO, alkalinity, TAN, and abundance of *Vibrio* are presented in Table 2. Furthermore, the water quality of the media during culture was still in line with the standard levels for Pacific white shrimp cultivation.

Table 2
Water quality during the study

Parameter	Day of culture	Treatment			Standards	References
		A (17:1)	B (27:1)	C (37:1)		
Temperature (°C)		24.7 -26.8	24.7 -26.5	24.6 -26.2	23-30	Wyban & Sweeney (1991)
pH		7.6 -8.4	7.6 -8.4	7.7 -8.4	7.4-8.9	Wyban & Sweeney (1991)
DO (mg L ⁻¹)		4.47 -6.45	4.51 -6.56	4.27 -6.50	4-5	Wyban & Sweeney (1991)
Alkalinity (mg L ⁻¹)		107.0	108.5	117.5	>80	Cuéllar-Anjel et al (2010)
TVC (CFU mL ⁻¹)	1 35	- -	- -	- -	<10 ²	Cuéllar-Anjel et al (2010)
Ammonia (mg L ⁻¹)	24 35	0.009 0.004	0.007 0.004	0.004 0.007	<0.1	Cuéllar-Anjel et al (2010)

Note: DO - dissolved oxygen; TVC - total *Vibrio* count.

Based on the results using the freshwater medium, the $\text{Na}^+:\text{K}^+$ ratio of 27:1 produced the best growth and survival rates for Pacific white shrimp. This indicates that the absorption of K ions by the animal is influenced by the presence of Na ions. Similar results were also obtained by Suguna (2020), who conducted a study on Pacific white shrimp in brackish water. K minerals work together with Na in regulating the balance of fluid electrolytes in the body, where potassium is the main intracellular cation that is important in the activation of $\text{Na}^+ \text{K}^+ \text{-ATPase}$. It is also involved in ion transport, osmoregulation processes, and regulation of extracellular volume. Lack of potassium can cause slow growth and increased mortality (Boyd 2018). The addition of sodium in the rearing media can optimize the osmoregulation system (Mantel & Farmer 1983). These findings are consistent those of Boyd (2018), confirming that the ideal ratio of Na^+ and K^+ ions in normal seawater (34.5 ppt) is 27:1, and it is suitable for shrimp life. The main cation equivalents (macrominerals) contained in seawater can be estimated using normal and lower seawater salinity, or freshwater maintenance media. Antony et al (2015) revealed that the best $\text{Na}^+:\text{K}^+$ ratio for *Penaeus monodon* in brackish water ranged from 25-45.1. Meanwhile, Liu et al (2014) stated that ratios ranging from 23:1 to 33:1 can increase the growth and survival rate of Pacific white shrimp reared in low salinity.

Sodium has a very important function in the shrimp, playing a role in osmoregulation, namely ion exchange with the environment (Huong et al 2010). Potassium is an essential mineral in the body, helping in the activation of $\text{Na}^+ \text{K}^+ \text{-ATPase}$ (Mantel & Farmer 1983; Shiao & Hsieh 2001). It is also the principal intracellular cation, while sodium is the major extracellular cation and chloride is the major extracellular anion (Shiao & Hsieh 2001).

Vibrio presence. One of the main causes of loss in *L. vannamei* farming is disease attack, both viral (Ramos-Carreño et al 2014) and bacterial, especially with *Vibrio* (Kharisma & Manan 2012). White feces syndrome can attack the animal, causing failure in its cultivation (Hou et al 2018; Arisa et al 2021). Furthermore, *Vibrio parahaemolyticus* is the causal organism for white feces syndrome (WFS) (Limsuwan 2010; Supono et al 2019) and acute hepatopancreatic necrosis disease (AHPND) (Sriurairatana et al 2014). In this study, *Vibrio* was not detected on TCBS media at the end of the experiment, namely after 35 days. Its growth was inhibited in fresh water media, but the possibility can still exist within a longer rearing period, even though the density level is low. This finding is in line with Reed & Francis-Floyd (2002), who noted that *Vibrio* sp. can occur in shrimp originating from seawater and estuaries, and sometimes in freshwater. Although the possibility is minimal, early prevention must be carried out along with maintenance of optimal water quality to reduce its density levels.

Conclusions. Different ratios of sodium (Na^+) and potassium (K^+) in freshwater media affected the growth and survival rate of Pacific white shrimp (*L. vannamei*) reared for 35 days. The best ratio of Na^+ and K^+ was 27:1, which gave an absolute weight growth value, growth rate, and survival rate of 1.69 ± 0.03 g, $11.9 \pm 0.1\%$, and $69.5 \pm 5.3\%$, respectively.

Acknowledgements. This study was funded by Lampung University through the Professorship Research program in 2022.

Conflict of Interest. The authors declare that there is no conflict of interest.

References

- Amelia F., Yustiati A., Andriani Y., 2021 Review of shrimp (*Litopenaeus vannamei* (Boone, 1931)) farming in Indonesia: Management operating and development. World Scientific News 158:145-158.
- Antony J., Vungurala H., Saharan N., Reddy A. K., Chadha N. K., Lakra W. S., Roy L. A., 2015 Effects of salinity and Na^+/K^+ ratio on osmoregulation and growth performance of black tiger prawn, *Penaeus monodon* Fabricius, 1798, juveniles

- reared in inland saline water. *Journal of The World Aquaculture Society* 46(2):171-182.
- *** APHA, 1992 Standard methods for the examination of water and wastewater. 16th Edition. American Public Health Association, Washington DC.
- Araneda M., Pérez E. P., Gasca-Leyva E., 2008 White shrimp *Penaeus vannamei* culture in freshwater at three densities: Condition state based on length and weight. *Aquaculture* 283(1-4):13-18.
- Arisa I. I., Elmuhtaj I., Putra D. F., Dewiyanti I., Nurfadillah N., 2021 Study of the spread of white feces disease (WFD) on *Litopenaeus vannamei* in semi-intensive ponds in Aceh Besar District Aceh Province, Indonesia. *IOP Conference Series: Earth and Environmental Science* 674:012015.
- Aruna S., Felix S., 2017 The effect of ionic concentration of low saline waters on growth characteristics of *Penaeus vannamei*. *International Journal of Fisheries and Aquatic Studies* 5(3):73-76.
- Atwood H. L., Young S. P., Tomasso J. R., Browdy C. L., 2003 Survival and growth of Pacific white shrimp *Litopenaeus vannamei* postlarvae in low-salinity and mixed-salt environments. *Journal of the World Aquaculture Society* 34(4):518-523.
- Boyd C. E., 2018 Revisiting ionic imbalance in low-salinity shrimp aquaculture. *Global Aquaculture Advocate*, 4 p.
- Briggs M., Funge-Smith S., Subasinghe R., Phillips M., 2004 Introductions and movement of *Penaeus vannamei* and *Penaeus stylirostris* in Asia and the Pacific. FAO Regional Office for Asia and the Pacific, RAP publication 2004/10, Bangkok, 87 p.
- Chau N. T. T., Hieu N. X., Thuan L. T. N., Matsumoto M., Miyajima I., 2011 Identification and characterization of actinomycetes antagonistic to pathogenic *Vibrio* spp. isolated from shrimp culture Pond sediments in Thua Thien Hue-Viet Nam. *Journal of the Faculty of Agriculture, Kyushu University* 56(1):15-22.
- Cuéllar-Anjel J., Lara C., Morales V., De Gracia A., Garcia-Suárez O., 2010 Manual of best management practices for white shrimp *Penaeus vannamei* farming. OIRSA-OSPESCA, Panama, 134 p.
- Davis D. A., Saoud I. P., McGraw W. J., Rouse D. B., 2002 Considerations for *Litopenaeus vannamei* reared in inland low salinity waters. *Avances en nutrición acuícola VI, Memorias del VI Simposium Internacional de Nutrición Acuícola*, 3-6 September, Cancún, Mexico, pp. 73-90.
- Davis D. A., Boyd C. E., Rouse D. B., Saoud I. P., 2005 Effects of potassium, magnesium and age on growth and survival of *Litopenaeus vannamei* post-larvae reared in inland low salinity well waters in West Alabama. *Journal of The World Aquaculture Society* 36(3):416-419.
- Far H. Z., Saad C. R. B., Daud H. M., Harmin S. A., Shakibazadeh S., 2009 Effect of *Bacillus subtilis* on the growth and survival rate of shrimp (*Litopenaeus vannamei*). *African Journal of Biotechnology* 8(14):3369-3376.
- Hou D., Huang Z., Zeng S., Liu J., Wei D., Deng X., Weng S., Yan Q., He J., 2018 Intestinal bacterial signatures of white feces syndrome in shrimp. *Applied Microbiology and Biotechnology* 102:3701-3709.
- Huong D. T. T., Jasmani S., Jayasankar V., Wilder M., 2010 Na/K-ATPase activity and osmo-ionic regulation in adult whiteleg shrimp *Litopenaeus vannamei* exposed to low salinities. *Aquaculture* 304(1-4):88-94.
- Kharisma A., Manan A., 2012 [The abundance of *Vibrio* sp. bacteria on enlargement water of whiteleg shrimp (*Litopenaeus vannamei*) as the early detection of vibriosis]. *Jurnal Ilmiah Perikanan dan Kelautan* 4(2):129-134. [In Indonesian].
- Limsuwan C., 2010 White feces diseases in Thailand. *Buletin Nicovita Magazine, Thailand*, 3 p.
- Liu H., Tan B., Yang J., Lin Y., Chi S., Dong X., Yang Q., 2014 Effect of various Na/K ratios in low-salinity well water on growth performance and physiological response of Pacific white shrimp *Litopenaeus vannamei*. *Chinese Journal of Oceanology and Limnology* 32:991-999.
- Mantel L. H., Farmer L. L., 1983 Osmotic and ionic regulation. In: *The biology of crustacea*. Volume 5. Mantel L. H. (ed), Academic Press, pp. 53-161.

- Nehru E., Rao A. C., Pamanna D., Ranjith P., Lokesh B., 2018 Effect of aqueous minerals supplementation on growth and survival of *Litopenaeus vannamei* in low salinity water. International Journal of Current Microbiology and Applied Sciences 7(1):1706-1713.
- Ramos-Carreño S., Valencia-Yáñez R., Correa-Sandoval F., Ruíz-García N., Díaz-Herrera F., Giffard-Mena I., 2014 White spot syndrome virus (WSSV) infection in shrimp (*Litopenaeus vannamei*) exposed to low and high salinity. Archives of Virology 159(9):2213-2222.
- Reed P. A., Francis-Floyd R., 2002 Vibrio infections of fish. University of Florida, IFAS Extension, FA31, 3 p.
- Shiau S. Y., Hsieh J. F., 2001 Dietary potassium requirement of juvenile grass shrimp *Penaeus monodon*. Fisheries Science 67(4):592-595.
- Sriurairatana S., Boonyawiwat V., Gangnonngiw W., Laosutthipong C., Hiranchan J., Flegel T. W., 2014 White feces syndrome of shrimp arises from transformation, sloughing and aggregation of hepatopancreatic microvilli into vermiform bodies superficially resembling gregarines. PLoS One 9(6):e99170.
- Suguna T., 2020 Application of minerals in low saline water culture systems of *L. vannamei*. International Journal of Current Microbiology and Applied Sciences 9(9):516-521.
- Supono, 2021 Current status of technical and economic analysis of inland shrimp culture in Lampung Province. AACL Bioflux 14(1):218-226.
- Supono, Wardiyanto, Harpeni E., Khotimah A. H., Ningtyas A., 2019 Identification of *Vibrio* sp. as cause of white feces diseases in shrimp *Penaeus vannamei* and handling with herbal ingredients in east Lampung Regency Indonesia. AACL Bioflux 12(2):417-425.
- Widigdo B., Wiyoto, Ekasari J., Isnansetyo A., 2019 Correlation of major mineral properties in brackish water ponds environment and Pacific white shrimp *Litopenaeus vannamei* survival, growth and production. Journal of Environmental Science and Technology 12(1):38-46.
- Wyban J. A., Sweeney J. N., 1991 Intensive shrimp production technology: The Oceanic Institute Shrimp Manual. The Institute, 158 p.

Received: 04 September 2022. Accepted: 12 October 2022. Published online: xx January 2023.

Authors:

Supono, Department of Aquaculture, Faculty of Agriculture, Lampung University, 1 Sumantri Brojonegoro St., 35141 Bandar Lampung, Indonesia; Department of Coastal and Marine Zone Management, Postgraduate Program, Lampung University, 1 Sumantri Brojonegoro St., 35141 Bandar Lampung, Indonesia, e-mail: supono_unila@yahoo.com

Lietha Nurdianti, Department of Aquaculture, Faculty of Agriculture, Lampung University, 1 Sumantri Brojonegoro St., 35141 Bandar Lampung, Indonesia, e-mail: liethanurdianti03@gmail.com

Hilma Putri Fidyandini, Department of Aquaculture, Faculty of Agriculture, Lampung University, 1 Sumantri Brojonegoro St., 35141 Bandar Lampung, Indonesia, e-mail: hilma.putri@fp.unila.ac.id

This is an open-access article distributed under the terms of the Creative Commons Attribution License, which permits unrestricted use, distribution and reproduction in any medium, provided the original author and source are credited.

How to cite this article:

Supono, Nurdianti L., Fidyandini H. P., 202x Effect of different ratios of sodium and potassium on the growth and survival rate of Pacific white shrimp (*Litopenaeus vannamei*) cultured in freshwater. AACL Bioflux 16(1):xxxx-xxxx.