

# A Network of Twitter User on Stunting Issue in Lampung, Indonesia

*by Feni Rosalia Et Al*

---

**Submission date:** 08-Mar-2022 10:05PM (UTC+0700)

**Submission ID:** 1779448098

**File name:** OK\_-\_A\_Network\_of\_Twitter\_User\_on\_Stunting\_Issue\_in\_Lampung.docx (302.53K)

**Word count:** 4335

**Character count:** 24678

## A Network of Twitter User on Stunting Issue in Lampung, Indonesia

FENI ROSALIA\*  
Department of Government Science  
University of Lampung  
Bandar Lampung City  
INDONESIA

YULIANTO  
Department of Government Science  
University of Lampung  
Bandar Lampung City  
INDONESIA

TINA KARTIKA  
Department of Government Science  
University of Lampung  
Bandar Lampung City  
INDONESIA

JENI WULANDARI  
Department of Government Science  
University of Lampung  
Bandar Lampung City  
INDONESIA

ALBET MAYDIANTORO  
Department of Social Science Education  
University of Lampung  
Bandar Lampung City  
INDONESIA

\*Correspondence: [feni.rosalia@fisip.unila.ac.id](mailto:feni.rosalia@fisip.unila.ac.id)

**Abstract:** - This study aims to analyze the network of users and hashtag at Twitter messages that are connected to the issue of stunting in Lampung Province, Indonesia. The research process adopts social network analysis (SNA) methods. The research data comes from the Twitter API as many as forty thousand tweets. Data is downloaded, processed, and analyzed with three R, R Studio, and Gephi. Research findings show that Twitter users linked to stunting have different: (a) degree scores (13%, 12%, <10%); (b) betweenness scores (4%, 2.67%, 1.07%, and <1%); and (c) a closeness score that divides the actors into two groups: a closeness score equal to 1 and a closeness score below 1. The hashtags #pakhalmtahanstunting and #jokowimenbangundesana have become popular hashtags among Twitter users related to stunting issues. This study concludes that central and local government actors both encourage preventive and cross-sectoral intervention even though there are still few of collaboration between actors and institutions involved in this process.

**Key-Words:** social network, big data, critical assisted-discourse, stunting, twitter.

Received: ....., 20..... Revised: ....., 20.... Accepted: ....., 20.... Published: ....., 20...

## 1. Introduction

Stunting is one of the national health issues that is prioritized by the Government of Indonesia (GoI) to be tackled. This phenomenon is not only a medical problem, but also a socio-cultural, economic, and political problem. As a socio-cultural problem, some members of the community still consider stunting solely as an unavoidable destiny of the God. As an economic problem, stunting cannot be separated from the ability of household members to provide extra nutritional support for pregnant women. As a political issue, rampant stunting indicates the low performance of government institutions in providing health services to all citizens. In Indonesia, according to the Ministry of Health of the Republic of Indonesia (MoHRI) (2019), the proportion of stunting in children under five in Indonesia decreased by 7%, from 37.2% (2013) to 30.7% (2018). However, the trend of stunting in Lampung Province tends to increase from year to year: 22.7% (2015), 24.8% (2016), and 31.6% (2017). Since 2020, when the Government of Lampung Province (GoLP) has begun to take several policies related to stunting prevention, starting from the establishment of the Lampung Stunting Agency (LSA), Stunting Convergence Action, and the implementation of various specific and sensitive nutrition intervention programs. The GoLP has also determined six priority districts/cities for stunting prevention: South Lampung District, East Lampung District, Central Lampung District, Tanggamus District, North Lampung District and Pesawaran District.

Stunting is a form of malnutrition phenomenon. In simple terms, malnutrition is an abnormal physiological condition caused by inadequate, unbalanced consumption of macronutrients, micronutrients, or both. Malnutrition includes undernutrition (for example, stunting) and overnutrition (for example, obesity) as well as micronutrient deficiencies. Malnutrition is caused by many factors: biological, socio-economic, and environmental factors [1]. Stunting is not an individual health problem. It is a public health problem that must be intervened by the government because it interferes with the process of human regeneration and the quality future of the nation. Stunting is not only about the availability and access to nutritious food due to many factors that contribute to stunting reduction, for example, economic growth, quality of health services, poverty alleviation, and pro-poor government programs [2].

There has been a lot of research on stunting from the health aspect. Still, not much research has been done by analyzing user networks and hashtags on Twitter messages related to the issue of stunting in Lampung, Indonesia. So this research is quite essential for the government for policymaking.

## 2. Literature Review

### 2.1. Stunting

Stunting is a wicked problem. In terms of health, it is related to knowledge and healthy living behavior among the population. From the agricultural side, it relates to the availability and access to quality food. From a social policy perspective, it is related to efforts to protect the most vulnerable groups from starvation and lack of nutrition in the community due to various market fluctuations. From the aspect of national resilience, stunting will weaken the nation's resilience because it will give birth to a stunted generation with limited physical abilities. Due to its complex nature, it is not surprising that several studies have recommended that stunting be responded to with a collaborative approach [3-6].

So far, the stunting phenomenon has been mostly analyzed from a health and socio-economic point of view, both the causes and impacts. Several factors that are considered by researchers as contributing to the decrease/increase in stunting are income, parental occupation, age of the baby, gender [7], Community Health Development Index [8], household poverty [9, 10], meat consumption patterns [11], education level and location of residence [12], sanitation and drinking water quality [13], government social assistance programs [14], family food security [15], family welfare levels [16], economic growth, poverty alleviation programs, and programs social insurance [2], knowledge level of pregnant women [17-19]. These various research results confirm the findings of a systematic review on stunting conducted by [4].

### 2.2. Social Network Analysis (SNA)

SNA is a quantitative approach in social science that is influenced by graph theory belonging to mathematics. SNA starts from the idea that social life contains various social relations and forms certain patterns. These patterns then affect social life, both at the individual, group, and community level [20]. Formally, the term social network in the acronym of SNA can be defined as a group of actors (nodes/vertices/points) connected to one or more actors because of certain social relations [21].

In the SNA method, relation/interaction (linkage/tie/edge) is a fundamental concept to explain various processes that occur in social life. This is because the distribution of resources, both goods (material) and services (non-material), in social life is channeled through certain social relations. Consequently, the network structure or network of social relations that a person has will give birth to opportunities, constraints, challenges, and obstacles to individual or group action. In this situation, the actor and the actor's actions are inseparable or interdependent on each other. While the term structure refers to the patterns of interaction between actors that have recently occurred or are most recent [21].

To explain the relationship or structure of social networks, SNA has some special jargon. The most basic, of course, are dyads (relationships between two actors), triads (relationships between three actors), sub-groups (relationships of a group of actors in the form of dyads or triads), and groups (social networks that have relationships in the form of dyads, triads, and subgroups). Furthermore, when there are a group of actors interacting with each other, SNA borrows several terms developed by graph theory, for example: degree (number of relationships formed between actors), density (proportion of relationships that may be formed with relationships that have already been formed), distance (distance between two actors), geodesic distance (shortest distance between two actors), eccentricity (the actor with the largest geodesic distance), and so on [21].

The relationship between actors can be directed or undirected. A relationship is called directed if the relationship has an orientation (for example, actor A chooses actor B as a friend). Meanwhile, the relationship is undirected if the relationship formed is dichotomous: it may or may not exist (for example, joint membership in an organization). To measure and identify actors who have important roles in various relationships in social networks, SNA has several jargons: closeness or distance (how close the actor is to other actors), betweenness (the position of the actor between two actors), prestigious (actors who receive many relations indegree [receiving relations from other actors] and outdegree [sending relations to other actors]), centrality (number of actor relations in the network) [21].

### 3. Method

The study adopted a quantitative approach, particularly the SNA method. The research will be carried out in Indonesia because it will utilize big data downloaded from the Twitter API. The data

download process uses the R [22] and R Studio software, specifically the *academictwitterR* package [23]. The data analysis and visualization process use the *quanteda* package, one of the R packages, which was developed by [24]. While the calculation of user network structure attributes and hashtags will use the Gephi software [25]. Interpretation of the structural attributes of user networks and hashtags will refer to the jargon of SNA methods [21]. The focus of the research is to calculate and interpret the centrality, closeness, betweenness of Twitter user network, and Twitter hashtag containing the keywords 'stunting' and 'lampung'.

## 4. Result

### 4.1. The setting

According to Central Statistics Agency of Lampung Province (CSAoLP) [26], Lampung is a province that has an area of 35,288.35 km<sup>2</sup>. Geographically, Lampung Province is located between 103°40' – 105°50' East Longitude and 6°45' – 3°45' South Latitude. In 2019, the population of Lampung Province reached 8.4 million people or 2.1 million households and spread across 15 districts/cities. The GoLP is led by Arinal Djunaidi (Governor) and Chusnunia Chalim (Vice Governor) who won the Lampung Province regional head election (pilkada) in 2018 supported by the Golkar Party (Golkar), the National Mandate Party (PAN), and National Awakening Party (PKB). The GoLP has 16,381 state civil servants spread across 18 offices, 7 agencies, and 2 secretariats (CSAoLP 2020, 60).

The GoLP has chosen the Lampung Provincial Health Office (LPHO) as the leading sector to respond to various health issues in Lampung Province, including stunting. Referring to the Lampung Governor Regulation Number 32/2010 concerning the Main Duties and Functions of the LPHO, it has the main tasks: carrying out provincial government affairs in the health sector based on the principle of autonomy which is the authority, de-concentration tasks and assistance tasks given by the central government to governor and other duties in accordance with the policies set by the governor based on the applicable laws and regulations. These tasks are translated into several functions: (a) formulation of provincial-scale health policies, regulation, planning and setting standards/guidelines; (b) management and recommendation of technical considerations for permits for special health facilities and infrastructure such as mental hospitals, leprosy hospitals and cancer hospitals; (c) implementation of health and nutrition technology certification; (e) implementation of epidemiological surveillance and prevention of

outbreaks of communicable and non-communicable diseases and extraordinary events; (f) strategic placement of health personnel, transfer of certain health personnel between districts/cities as well as provision of health personnel education and training; (g) fostering, controlling, supervising and coordinating the health sector; (h) implementation of health efforts on a provincial scale and which cannot be carried out by regencies/municipalities; (i) administrative services; and (j) the implementation of other tasks assigned by the governor in accordance with his duties and functions.

The limitations of the main tasks and functions become the legal basis for the LPHO to formulate policies and development programs in the health sector. These policies and programs are based on the identification of several main health issues in Lampung Province: (a) high maternal and infant mortality rates; (b) improving the nutritional quality of the community as a whole; (c) still high morbidity and mortality due to communicable and non-communicable diseases; (d) limited access and quality of health services; and (e) the low level of clean and healthy living behavior of the community members. Starting from the situation above, development policies in the health sector in Lampung Province are focused on several issues such as: (a) improving health efforts; (b) guarantee health financing; (c) developing health human resources; (d) guarantee pharmaceutical preparations, medical devices, and food; (e) developing health management, information, and regulation; and (f) increasing community empowerment in the health sector.

#### 4.2. Description of data

This study uses Twitter API data as the main data. Twitter data is searched and downloaded using the *academictwitteR* package using the keywords “stunting” AND “lampung” with the following additional criteria: (a) tweets are the result of retweets; (b) include promoted tweets; (c) the tweet must have a link in the form of a URL; (d) tweets must be in Indonesian; (e) tweets must be posted within the period 2010 - 2020. In the first stage of the search, the researcher got 376,398 observations/tweets. After being cleared of duplicate tweets, 46,471 observations/tweets remain.

The total tweet above contains 7,046 hashtags. Of this number, there are several dominant hashtags: #pahalimcegahstunting, #bmkg, #lampung, #jokowimenbangundes, #onehealthkipm, #repost. Meanwhile, the total Twitter accounts involved in stunting data reached 15,574 accounts. However, there are only a few accounts whose main Twitter users stand out (frequency of occurrence above 50% of the total tweets collected), are popular and connected to stunting tweets, namely: @lampung\_utara, @jokowi, @putrilailawati, @se\_lampung, @tribunlampung\_, @daily\_momentum. Through the social media Twitter, researchers tracked the existence of information about these accounts. The results of this tracking are presented in Table 1 which confirms that many of these accounts are accounts belonging to conventional mass media, except for the accounts of @jokowi and @putrilailawati.

**Table 1 Short profile of Twitter account that related to stunting issue in Lampung Province**

No	Twitter account	Short profile
1.	@lampung_utara	Give information about North Lampung. Official email: saibumiruwaijurai@gmail.com. Join to Twitter since 2011. Following 211 people dan followed by 2.025 Twitter users. This account does not have verified sign by Twitter Corporation.
2.	@jokowi	The official Twitter account of the <sup>12</sup> President of the Republic of Indonesia, Joko Widodo. Following 58 people and followed by 16.1 million followers. Joined Twitter since 2011. It has one hashtag: #MenujuIndonesiaMaju. Account is marked verified by Twitter.
3.	@putrilailawati	The account owner named Uti, located in Pringsewu District and joined Twitter since 2012. Following 588 people and

---

	followed by 3,676 Twitter users. Haven't gotten a verified check from Twitter yet.
4. @tribunlampung_	The official account of the daily newspaper Tribunlampung.co.id. Joined Twitter since 2010. Following 393 people and followed by 19.6 thousand followers. The official website is located at <a href="http://www.tribunlampung.co.id">www.tribunlampung.co.id</a> . The account has not yet received a verified check from Twitter.
5. @se_lampung	The account #semesterlampung has joined Twitter since 2017 with the main activity of "sharing info about tourism, culture, local wisdom, personal, culinary, development, and lifestyle throughout Lampung. Following 501 people and followed by 1,074 people. Geographical location is in Lampung, Indonesia.
6. @harian_momentum	Momentum Daily's official account. Joined Twitter since 2017 and is in Bandar Lampung City. Following 257 people and followed by 343 followers. Has an official web page at <a href="http://www.harianmomentum.com">www.harianmomentum.com</a> . The account has not yet received a verified sign from Twitter.

---

Indicators can be described as follows: first, as shown in Figure 1, in terms of the degree indicator, the actor with the largest degree score (13%) is the green actor (node) (@shintapuspitad, @infoseni\_, @lampung\_utara, @ecacamarica\_, and @putrilailawati) and pink (@fachrilabado, @taufikmadjid71, @anwsanusi, and @jokowi). The second position is occupied by actors who have a degree score of 12% (emerald-colored nodes: @feby\_maya\_sari and @nyimaswulandari). The third position is occupied by the accounts @nunung\_unuy15 and @riskyagustinaa with a degree of 10. The rest are nodes that have a degree below 10%. This finding indicates the limited role of the GoLP (@pmd\_lampung, @humaslampung\_, @hi\_hermanhn) to influence network users. However, this network shows the significance role of online media and citizens to promote stunting issue in social media platform.

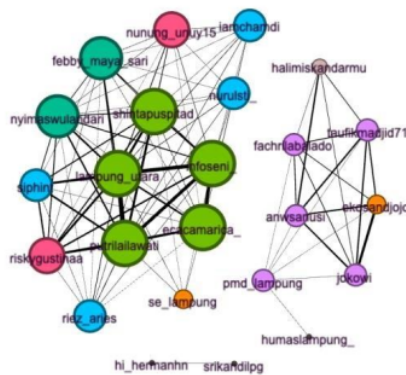


Figure 1 Pattern of Twitter network users based on degree indicator

Second, based on the betweenness score, there is only one actor (node) who has the largest score (6%), namely @pmd\_lampung (pink), even though it only reaches a population of 4% of the total relations (edge) in the network. The second position is occupied by light green actors with 2.67%. The green node population reaches 20.83% of the total relations (edges) in the network. The third position is occupied by dark green actors (nodes) by 1.07%. The rest are nodes that have a betweenness score below 1 percent. Because the @pmd\_lampung account represents the GoLP institution, this finding emphasizes the important role of the government in the network of actors involved in the stunting issue. The @pmd\_lampung account is owned by the

5

Lampung Province of Village Community Empowerment and Transmigration Office Lampung Province (LPVCETO). It is very surprising that LPVCETO appears in stunting network instead of the LPHO. As shown in the above, LPHO has chosen by the GoLP as leading sector to combat stunting in Lampung Province. In Figure 1, we do not find the MoHRI as the member of stunting network.

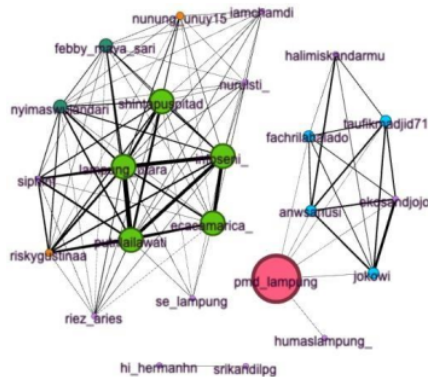


Figure 2 Pattern of Twitter network users based on betweenness indicator

Based on the closeness score, the 24 (twenty-four) actors in Figure 3 can be grouped into two categories: (a) actors who have a closeness score of 1 or pink nodes (@srikandilpg, @hi\_hermanhn, @infoseni\_, @shintapuspitad, @putrilailawati, @lampung\_utara, and @ecacamara\_) and (b) actors who have closeness scores below 1 (other than pink). Like Figure 1, this network stressing the roles of non-government actor in stunting network. Based on Figure 3, we can interpret that there is strong citizens participation in promoting stunting issues in social media, especially at Twitter platform, in Lampung Province. However, three sub-group in this network not fully integrated. We did not find an edge connecting the three subgroups in the stunting network. It means that there is no collaboration between government, market, and civil society in stunting preventing at Lampung Province.

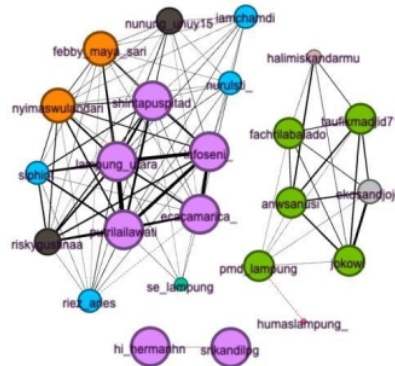


Figure 3 Pattern of Twitter network users based on closeness indicator

### 4.3. Hashtag network

Figure 4 shows some of the hashtags commonly used by Twitter users related to the issue of stunting. Figure 6 only shows hashtags with a minimum frequency of 5 percent of the total existing hashtags. The wider the blue line connecting the two hashtags, the higher the frequency of that hashtag's traffic on Twitter. This means that the intensity of users campaigning for this hashtag is getting higher. When viewed with this technique, even though the issue of stunting is considered a health domain, what appears as the most popular actor on Twitter is #pakhlim (7) #gahstunting which refers to Abdul Halim Iskandar (Ministry of Villages, Development of Disadvantaged Regions and Transmigration of the Republic of Indonesia/MoVDDRT). The next hashtag that is also popular is #jokowimenbangundesa which is often used by the official Twitter account of the Presidential Staff Office in their tweets on Twitter. This finding confirms the attitude of the government to adopt a multi-sectoral strategy to prevent and combat stunting. Meanwhile, the hashtag #lampung is quite connected to the hashtag network related to village funds, although the frequency is not too high. This can be seen from the blue line connecting the hashtag #lampung with several hashtags connected to village funds, which are not too wide. At the regional level, this hashtag is quite popular and has the highest frequency and is connected to various hashtags that have regional identities, for example #tribunlampung (local media) and #bandarlampung.

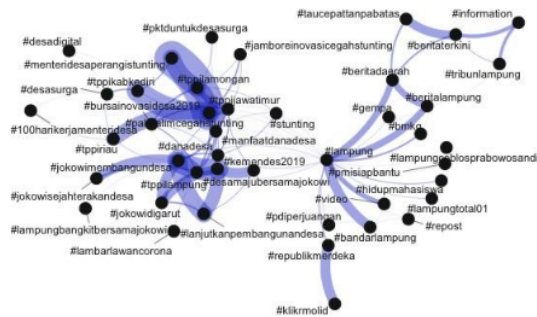


Figure 4 Network of hashtags linked to the words “stunting” and “lampung” on Twitter

## Discussion

Although previous research had recommended collaborative approach to prevent stunting [3-6], it does not happen in Lampung Province. Because stunting is health problem, we presume the MoHRI as a dominant actor in stunting network. However, our estimate is wrong because the popular actor is the MoVDDRT and its organization network at district level. We have three interpretations toward this finding. *First*, it shows a paradigm shift, from sectoral-centered (health sector) to territorial-centered (village based), in the GoI to prevent stunting. Until now, the rural area still perceived as underdeveloped and the epicentrum of various social deprivation in Indonesia. *Second*, it is part of the GoI strategy to control the utility of village funds and keep it aligned with development priorities and programs set by the GoI. Third, the MoVDDRT is newcomers in stunting policy. She uses Twitter to increase public awareness and mobilized digital public support in preventing stunting.

## Conclusion

Stunting is one of the wicked problems in Lampung Province. The GoI and GoLP has started to implementation various policies to prevent stunting prevention. This study concludes that central and local government actors both encourage preventive and cross-sectoral intervention even though there are still few of collaboration between actors and institutions involved in this process. Many citizens as personal Twitter users or online media has participated in stunting discourse social media. But their roles are not integrated into the network that contain government actors. Popularity of #pakhalmintahstunting and #jokowimembangundesa as hashtag among Twitter users is strong evidence for stunting policy as a product of technocratic and top-down process. This research recommends central and local government to

revitalize the institution of collaboration in stunting prevention.

## 2. knowledge

This research fully funded by the Rector of Lampung University based on contract number 1502/UN26.21/PN/2021, 21 April 2021.

## Reference

- [1] J. Ngo, A. Ortiz-Andrellucchi, and L. Serra-Majem, "Malnutrition: Concept, classification and magnitude," ed: Academic Press (Elsevier), 2015.
- [2] M. F. Rizal and E. van Doorslaer, "Explaining the fall of socioeconomic inequality in childhood stunting in Indonesia," *SSM-population health*, vol. 9, p. 100469, 2019.
- [3] X. Liu, F. Wang, X. Ding, Y. Chen, and L. Wang, "Strengthening the maternal and child health system in remote and low-income areas through multilevel governmental collaboration: A case study from nuijiang prefecture in china," *Public Health*, vol. 178, pp. 23-30, 2020.
- [4] M. Hossain *et al.*, "Evidence-based approaches to childhood stunting in low and middle income countries: a systematic review," *Archives of Disease in Childhood*, vol. 102, no. 10, pp. 903-909, 2017.
- [5] J. Jeffrey, S. Sumarmi, and N. A. Damayanti, "Importance of collaborative intervention of Preconception Nutrition in Suppressing the Stunting case in East Nusa Tenggara, indonesia," *Indian Journal of Public Health Research Development*, vol. 10, no. 9, pp. 175-179, 2019.
- [6] E. J. Levitt, D. L. Pelletier, and A. N. Pell, "Revisiting the UNICEF malnutrition framework to foster agriculture and health sector collaboration to reduce malnutrition: a comparison of stakeholder priorities for action in Afghanistan," *Food Policy*, vol. 34, no. 2, pp. 156-165, 2009.
- [7] K. E. Agho, K. J. Inder, S. J. Bowe, J. Jacobs, and M. J. Dibley, "Prevalence and risk factors for stunting and severe stunting among under-fives in North Maluku province of Indonesia," *BMC pediatrics*, vol. 9, no. 1, pp. 1-10, 2009.
- [8] S. Mulyati, A. Triwinarto, and B. Budiman, "Determinan Stunting Pada Anak Usia 2-3 Tahun Di Tingkat Provinsi (Determinants of Stunting in Children 2-3 Years of Age at Province Level)," *Nutrition Food Research*, vol. 34, no. 1, p. 223493, 2011.



- [9] T. Aizawa, "Ex-ante inequality of opportunity in child malnutrition: New evidence from ten developing countries in Asia," *Economics Human Biology*, vol. 35, pp. 144-161, 2019.
- [10] M. Aries, H. Hardinsyah, and H. Tuhiman, "Determinan gizi kurang dan stunting anak Umur 0–36 bulan berdasarkan data Program Keluarga Harapan (PKH) 2007," *Jurnal Gizi dan Pangan*, vol. 7, no. 1, pp. 20-27, 2012.
- [11] M. Sekiyama *et al.*, "Double burden of malnutrition in rural West Java: household-level analysis for father-child and mother-child pairs and the association with dietary intake," *Nutrients*, vol. 7, no. 10, pp. 8376-8391, 2015.
- [12] C. N. Rachmi, K. E. Agho, M. Li, and L. A. Baur, "Stunting, underweight and overweight in children aged 2.0–4.9 years in Indonesia: prevalence trends and associated risk factors," *PloS one*, vol. 11, no. 5, p. e0154756, 2016.
- [13] H. Torlesse, A. A. Cronin, S. K. Sebayang, and R. Nandy, "Determinants of stunting in Indonesian children: evidence from a cross-sectional survey indicate a prominent role for the water, sanitation and hygiene sector in stunting reduction," *BMC public health*, vol. 16, no. 1, pp. 1-11, 2016.
- [14] D. Kusuma, M. McConnell, P. Berman, and J. Cohen, "The impact of household and community cash transfers on children's food consumption in Indonesia," *Preventive medicine*, vol. 100, pp. 152-158, 2017.
- [15] T. Mahmudiono, T. S. Nindya, D. R. Andrias, H. Megatsari, and R. R. Rosenkranz, "Household food insecurity as a predictor of stunted children and overweight/obese mothers (SCOWT) in urban Indonesia," *Nutrients*, vol. 10, no. 5, p. 535, 2018.
- [16] C. R. Titaley, I. Ariawan, D. Hapsari, A. Muasyaroh, and M. J. Dibley, "Determinants of the stunting of children under two years old in Indonesia: a multilevel analysis of the 2013 Indonesia basic health survey," *Nutrients*, vol. 11, no. 5, p. 1106, 2019.
- [17] S. M. Damanik, D. Wanda, and H. Hayati, "Feeding practices for toddlers with stunting in Jakarta: A case study," *Pediatric Reports*, vol. 12, no. S1, pp. 18-22, 2020.
- [18] P. D. Novitasari and D. Wanda, "Maternal feeding practice and its relationship with stunting in children," *Pediatric Reports*, vol. 12, no. S1, pp. 30-33, 2020.
- [19] C. Starkweather *et al.*, "An interpersonal nutrition campaign and maternal knowledge and childhood feeding practices: a case study from mothers in rural Indonesia," *Archives of Public Health*, vol. 78, no. 1, pp. 1-6, 2020.
- [20] A. Marin and B. Wellman, "Social network analysis: An introduction," *The SAGE handbook of social network analysis*, vol. 11, p. 25, 2011.
- [21] S. Wasserman and K. Faust, "Social network analysis: Methods and applications," 1994.
- [22] R. C. Team, "R: A language and environment for statistical computing," 2013.
- [23] C. Barrie and J. C.-t. Ho, "academictritteR: an R package to access the Twitter Academic Research Product Track v2 API endpoint," *Journal of Open Source Software*, vol. 6, no. 62, p. 3272, 2021.
- [24] K. Benoit *et al.*, "quanteda: An R package for the quantitative analysis of textual data," *Journal of Open Source Software*, vol. 3, no. 30, p. 774, 2018.
- [25] M. Bastian, S. Heymann, and M. Jacomy, "Gephi: an open source software for exploring and manipulating networks," in *Proceedings of the international AAAI conference on web and social media*, 2009, vol. 3, no. 1, pp. 361-362.
- [26] B. P. S. BPS, "Lampung Dalam Angka," B. P. Statistik, Ed., ed. Bandar Lampung: Badan Pusat Statistik, 2020.

**Creative Commons Attribution License 4.0 (Attribution 4.0 International, CC BY 4.0)**

This article is published under the terms of the Creative Commons Attribution License 4.0 [https://creativecommons.org/licenses/by/4.0/deed.en\\_US](https://creativecommons.org/licenses/by/4.0/deed.en_US)

# A Network of Twitter User on Stunting Issue in Lampung, Indonesia

## ORIGINALITY REPORT

8%

SIMILARITY INDEX

6%

INTERNET SOURCES

5%

PUBLICATIONS

2%

STUDENT PAPERS

## PRIMARY SOURCES

1	<a href="https://repository.lppm.unila.ac.id">repository.lppm.unila.ac.id</a> Internet Source	2%
2	<a href="https://giapjournals.com">giapjournals.com</a> Internet Source	1%
3	Fenny Andriani, Eka Deviani, Marlia Eka Putri AT. "The Policy of Cooperative and Small and Medium Enterprises Office in Improving Cooperative Achievement in Lampung Province", Administrative and Environmental Law Review, 2021 Publication	1%
4	Ngo, J., A. Ortiz-Andrellucchi, and L. Serra-Majem. "Malnutrition: Concept, Classification and Magnitude", Encyclopedia of Food and Health, 2016. Publication	1%
5	<a href="https://journals.rudn.ru">journals.rudn.ru</a> Internet Source	1%
6	<a href="https://iiagroups.com">iiagroups.com</a> Internet Source	<1%

---

7	<a href="http://web.erostranierocarpi.it">web.erostranierocarpi.it</a> Internet Source	<1 %
8	Mariame Maiga. "Gender, AIDS and food security", Wageningen Academic Publishers, 2010 Publication	<1 %
9	<a href="http://journals.ums.ac.id">journals.ums.ac.id</a> Internet Source	<1 %
10	<a href="http://ejournal.unsri.ac.id">ejournal.unsri.ac.id</a> Internet Source	<1 %
11	<a href="http://imo.thejakartapost.com">imo.thejakartapost.com</a> Internet Source	<1 %
12	<a href="http://ojk.go.id">ojk.go.id</a> Internet Source	<1 %
13	Agung Dwi Laksono, Mursyidul Ibad, Andri Mursita, Ina Kusriani, Ratna Dwi Wulandari. "Characteristics of Mother as Predictors of Stunting in Toddler", Pakistan Journal of Nutrition, 2019 Publication	<1 %
14	Submitted to SMA Alfa Centauri Student Paper	<1 %
15	<a href="http://Cora.ucc.ie">Cora.ucc.ie</a> Internet Source	<1 %

---

16

Hanefeld, Johanna. "EBOOK: Globalization and Health", EBOOK: Globalization and Health, 2015

Publication

<1 %

---

Exclude quotes      On

Exclude matches      Off

Exclude bibliography      On