

PAPER NAME

**Amrizal\_2021\_IOP\_Conf.\_Ser.\_Mater.\_Sci.\_Eng**

AUTHOR

**Amrizal Amrizal**

WORD COUNT

**3636 Words**

CHARACTER COUNT

**18344 Characters**

PAGE COUNT

**9 Pages**

FILE SIZE

**720.8KB**

SUBMISSION DATE

**Dec 4, 2022 10:59 AM GMT+7**

REPORT DATE

**Dec 4, 2022 11:00 AM GMT+7**

### ● 12% Overall Similarity

The combined total of all matches, including overlapping sources, for each database.

- 9% Internet database
- Crossref database
- 10% Publications database
- Crossref Posted Content database

### ● Excluded from Similarity Report

- Submitted Works database
- Quoted material
- Small Matches (Less than 8 words)
- Manually excluded text blocks
- Bibliographic material
- Cited material
- Manually excluded sources

PAPER • OPEN ACCESS

## Performance comparison of single and double pass PV/T solar collectors integrated with rectangular plate fin absorber

 cite this article: Amrizal *et al* 2021 *IOP Conf. Ser.: Mater. Sci. Eng.* **1173** 012023

View the [article online](#) for updates and enhancements.

You may also like

- [Analysis of TiO<sub>2</sub>/Water-based Photovoltaic Thermal \(PV/T\) Collector to Improve Solar Cell Performance](#)  
A F Fadli, B Kristiawan, Suyitno et al.
- [The possibility of developing hybrid PV/T solar system](#)  
M Dobrnjac, P Zivkovic and V Babic
- [Numerical investigation of four photovoltaic/thermal integrated structures from energetic point of view](#)  
M Abd El-Hamid, S Moustafa and G Wei



The Electrochemical Society  
Advancing solid state & electrochemical science & technology

243rd ECS Meeting with SOFC-XVIII

Boston, MA • May 28 – June 2, 2023

**Abstract Submission Extended  
Deadline: December 16**

[Learn more and submit!](#)

# 1 Performance comparison of single and double pass PV/T solar collectors integrated with rectangular plate fin absorber

Amrizal\*, Y P Hidayat, and M Irsyad

Mechanical Engineering Department, University of Lampung, Jln. Prof. Soemantri Brodjonegoro No.1, Bandar Lampung 35145, Indonesia

\*Email: amrizal@eng.unila.ac.id

**Abstract.** Solar panel can act as a medium for transforming sunlight into electrical energy. Nevertheless, not all of the sunlight received on this device can be converted into electrical energy and the remainder will be dissipated into thermal energy. If a solar panel is continuously exposed to the sun, so its temperature will increase and thereby reduce its electrical efficiency. To deal with the issue, it may combine a PV panel with a thermal collector which is called a hybrid PV/T collector. Furthermore, in the present study the effects of fluid flow direction and mass flow rate on the thermal and electrical efficiency of the PV/T collectors are extensively analyzed. Single and double pass collectors with rectangular plate fin absorber were attached to backside of the PV panel. They were tested using a solar simulator with different flow rate ranging between 0.01 and 0.05 kg/s of the working fluid. The results show that the use of double pass PV/T air collector increase its performance compared with the single pass one. The highest values obtained from this type collector are found to be 73.23% in the thermal efficiency and 10.16% in the electrical efficiency with the working fluid mass flow rate of 0.048 kg/s.

**Keywords:** single, double pass, PV/T collectors, rectangular fin absorber

## 1. Introduction

PV/T collector is built by joining a PV cell and a thermal collector that produce thermal energy and electrical energy at the same moment. However, the electrical efficiency of PV/T collector decreases if the surface temperature of PV cell increases [1]. In general, a working fluid in the form of liquid and air can act as a coolant as reported in a comprehensive review by other [2]. The working fluid aims to absorb the heat waste of the collectors and reduce its surface temperature. In this type of the collector, the implementation of fins led an enhancement in the area of heat transfer and could be a better way to increase the thermal efficiency. Several researchers have conducted studies on the different geometry fins as reported in several literatures [3-6].

Furthermore, it has been also investigated that solar PV/T air collectors using v-grooved fins as a thermal absorber [7]. Air is circulated along the upper groove and returned in the counter flow direction along the lower groove. The results show that the use of an extended surface appearing as v-grooved fin give a significant impact on increasing the performance of the collectors. This is because of the working fluid absorb more waste heat through the fins attached backside the PV panel. Several other studies related to the improvement of collector performance, the effect of working fluid, fluid flow geometry and configuration have also been reported in the literatures. Since the air has lower heat capacity



compared with water, so it is important to develop the performance of PV/T air collector as observed by other [8]

In addition, several other researchers investigated the performance of solar PV/T collectors for both single [9] and double passes [10-13] which were applied in various fin geometries. Meanwhile, a comparison research between the single and double passes of PV/T air collectors was carried out by others [13,14]. The results reported that better performance was obtained from the double pass design. Furthermore, the thermal efficiency of various PV/T air collectors associated with the double pass design is better than others because of uniform cooling for the surface temperature of PV panel, so enhance the electrical performance as investigated and reported by other [15]. Further study assumed that thermal efficiency of a trapezoidal corrugated plate thermal air collector [16]. This type collector was tested under the climate of Konya region (Turkey). There is the difference between outlet and inlet fluid temperatures up to 9°C for the trapezoidal corrugated plate thermal air collector compared with the traditional thermal collector.

Based on the previous references reported from researchers as mentioned earlier, the impact on PV/T air collector performance may give various characteristics depend on several parameters. This makes the development of PV/T air collectors should be interesting to be explored in term of variations in geometries, materials and various test locations. In the present study, the performance of the single and double passes of PV/T air collectors combined with rectangular plate fin absorber is investigated. The inlet fluid temperature as a working fluid is based on the tropical climate of Lampung, Indonesia. Further, this new design of the proposed PV/T collector uses fins as absorber with a specific geometry. The material of fin used is aluminum which has good thermal conductivity and low density. Then, the two collectors were built in the form of single and double passes for flow arrangement of the working fluid. Furthermore, the influence of the mass flow rate of the working fluid on the performance of the two collectors is elaborated in the present work.

## 2. Design of PV/T collector

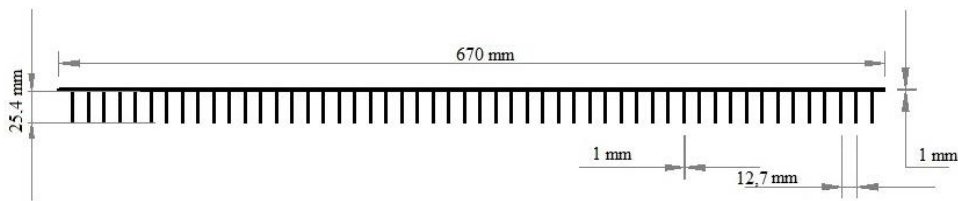
A photograph of the test installation is given in Figure 1. Solar simulator is the main component for simulating solar radiation energy. This device consists of 12 halogen lamps with a power of 300 W. Other's equipment are installed to measure data associated with radiation, temperature, fluid mass flow rate, current and voltage of the PV panel. Furthermore, the type of PV panel collector is polycrystalline PV 100Wp with dimensions of 1020 x 670 x 30 mm. The specifications of the PV panel tested are also presented in Table 1. Meanwhile, for circulating the working fluid along the rectangular plate fin, a blower is used.



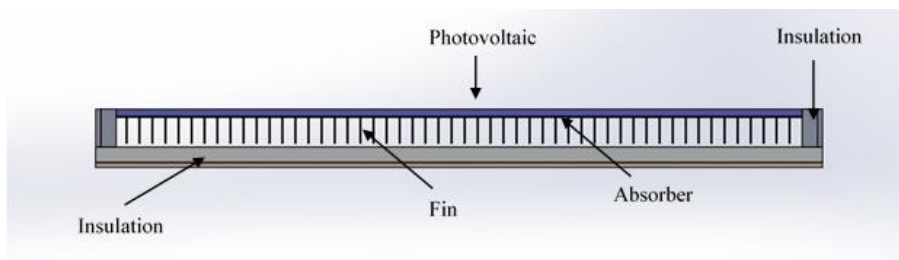
Figure 1. Photograph of experimental setup.

**Table 1.** PV panel specifications (Polycrystalline)

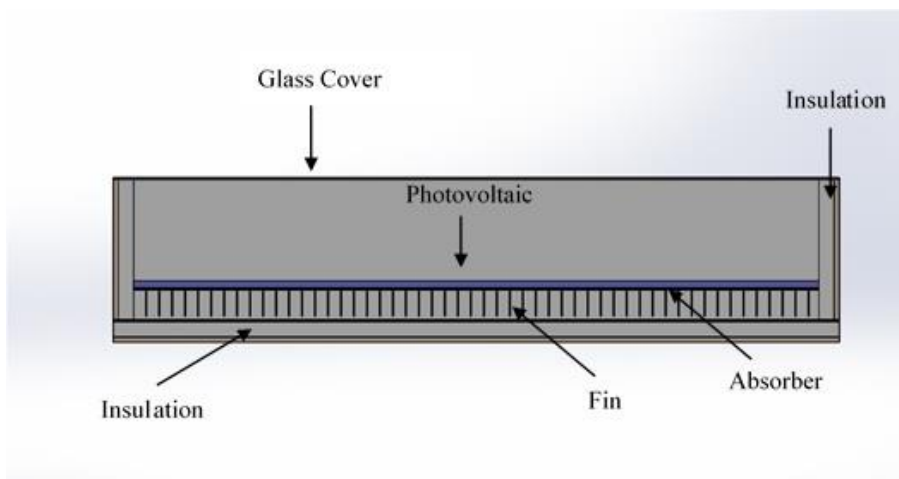
$P_{max}$	100 W
$V_{mp}$	17.6 V
$I_{mp}$	5.69 A
$V_{oc}$	2.85 A
$I_{sc}$	3.04 A
NOCT	45°C±2°C



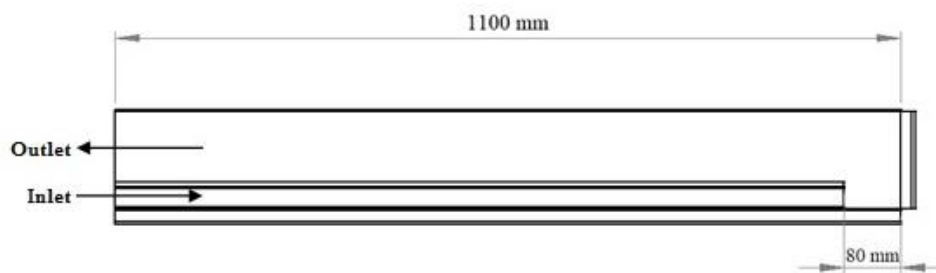
**Figure 2.** Dimensions of rectangular plate fin absorber.



**Figure 3.** Front view of single pass collector



**Figure 4.** Front view of double pass collector.



**Figure 5.** Side view and fluid flow direction of double pass collector

The PV/T air collector performed in the present work was combined by attaching the solar thermal collector to backside the PV cell surface. The dimensions of rectangular plate fin absorber fit the available surface of PV collector as seen in Figure 2. Fin height-space ratio setting is found to be 2:1. The differences between the two types of collectors are illustrated in detail in Figures 3 and 4, respectively. Besides, Figure 5 shows the side view of double pass collector which is developed from a single pass collector, where the outlet fluid of the single pass one is circulated back to the top of the PV collector surface.

### 3. Materials and Methods

The two types collectors were tested indoor by several halogen lamps as a substitute for solar radiation energy. The radiation intensity used was  $860 \text{ W/m}^2$ . In data collection, the collectors were exposed in direction perpendicular to radiation. The experiments were carried out in Bandar Lampung where is the capital of the Lampung Province (Indonesia). Bandar Lampung region has a typical tropical climate which is characterized as dry and rainy seasons. Air as a working fluid in this work acts as a cooling medium for rectangular plate fin absorber of PV/T collectors. It was varied in the range of 0.012, 0.024, 0.036 and 0.048 (kg/s), respectively, for the mass flow rate values. Furthermore, the performances of the two collectors were investigated and analyzed as described in the following sections.

#### 3.1. Experimental procedures

A data acquisition system recorded every 10 s interval was implemented in the present study. The experimental data of the two collectors were taken such as inlet, outlet and ambient fluid temperatures, incident radiation, voltage and electrical current. Besides, the fluid temperatures and radiation intensity were measured using K-type Thermocouples and Solar Power Meter SPM 1116SD, respectively. The working fluid was regulated by using a valve for the mass flow rate. A power meter and electrical loading resistors were then installed to obtain the electrical data of the two collectors.

#### 3.2. Characterization of PV/T solar collector

The thermal performance of the PV/T collectors was characterized referring to the working fluid and the surface temperature of the PV collectors. Furthermore, the experiments were also to determine the electrical efficiency of the two collectors. Moreover, the thermal performance in the form of instantaneous efficiency is associated with next equation:

$$\eta_{\text{th}} = \frac{\dot{m} C_p (T_{\text{fo}} - T_{\text{fi}})}{A G} \quad (1)$$

where the thermal efficiency is represented by  $\eta_{\text{th}}$  (%). Further, the specific heat of the working fluid and the mass flow rate are symbolized by  $C_p$  ( $\text{W/m}^2\text{C}$ ) and  $\dot{m}$  (kg/s), respectively. Then, the inlet and outlet of fluid temperatures, the absorber area and the intensity of radiation are given by  $T_{\text{fi}}$  ( $^{\circ}\text{C}$ ),  $T_{\text{fo}}$  ( $^{\circ}\text{C}$ ),  $A$  ( $\text{m}^2$ ) and  $G$  ( $\text{W/m}^2$ ), respectively.

Furthermore, testing electrical performance can use the following formula:

$$\eta_{el} = \frac{IV}{AG} \quad (2)$$

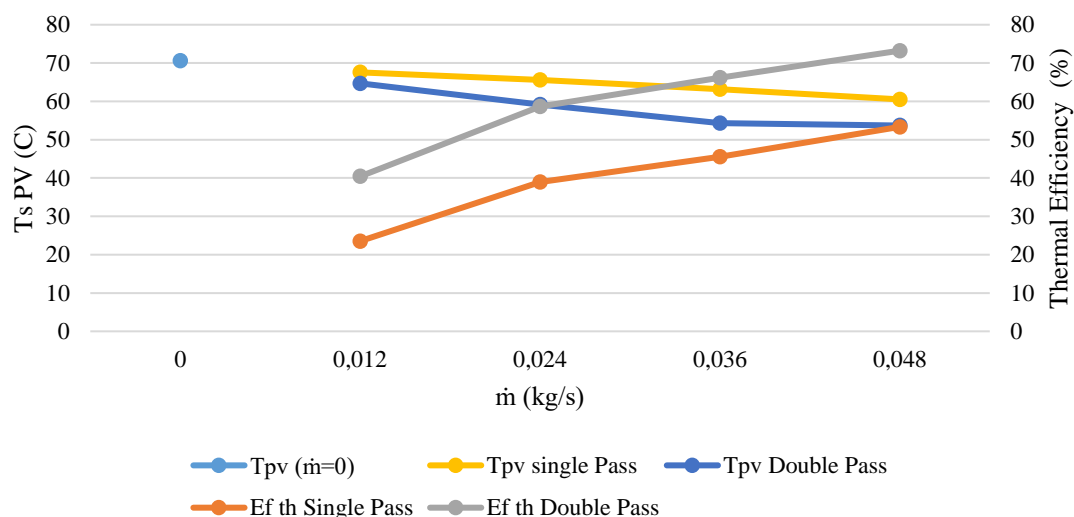
where the parameters of equation (2) namely electric current and voltage are represented by  $I$ (A) and  $V$ (V), then area of the PV surface and the intensity of radiation are given by  $A$  ( $m^2$ ) and  $G$  ( $W/m^2$ ), respectively.

#### 4. Results and Discussions

The two types of the PV/T collector have been tested using several halogen lamps as a substitute for solar radiation. The experiments were carried out with a radiation intensity of  $860 \text{ W/m}^2$  and various flow rate ranging between  $0.01$  and  $0.05 \text{ kg/s}$  of the working fluid. The ambient temperature in this work was implemented under the Bandar Lampung climatic (latitude  $5^{\circ}27'S$  and longitude  $105^{\circ}16'E$ ). The experiment results are then analyzed and compared between the two collectors as described in the following paragraphs.

##### 4.1. PV/T collector thermal performance

The results obtained from the experiments are presented in the form the temperature distribution and the thermal efficiency for the two collectors as illustrated in the Figures 6 and 7.



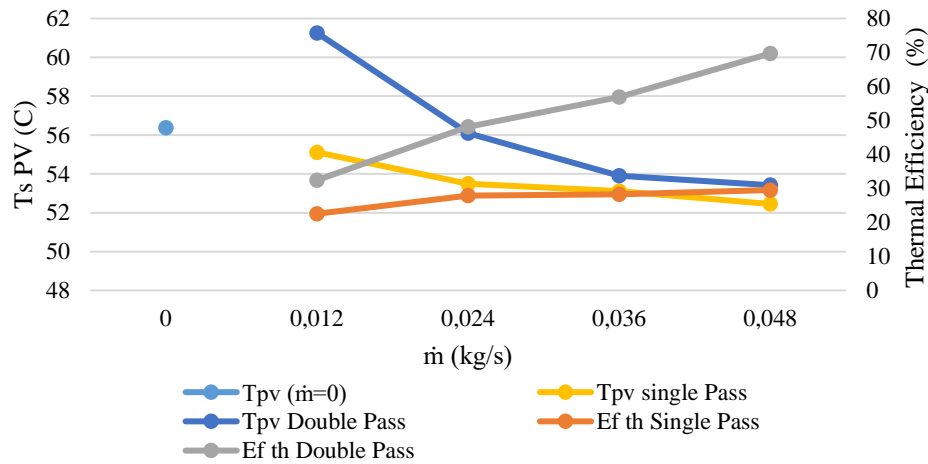
**Figure 6.** Thermal efficiency and PV surface temperature in accordance with mass flow rate of working fluid *without* ambient air speed ( $V = 0 \text{ m/s}$ ).

Figures 6 and 7 show the relationship between thermal efficiency and surface temperature of the two collectors associated with the mass flow rate of the working fluid. During the experimental tests, the two collectors were also performed *with* (velocity of  $1 \text{ m/s}$ ) and *without* ambient air speed moving over the collector surface which was circulated by a fan. As for the cooling process, air as a working fluid supported by a blower was circulated through the rectangular plate fin absorber.

In general, from Figures 6 and 7 it is explained that the greater the working fluid mass flow rate, the temperature of PV surface will decrease and then the thermal performance enhances for the two types of the collectors. This is because the greater the working fluid mass flow rate of the collectors, the greater the waste heat absorbed by flowing air and move it to the outlet section, causing decreased the PV panel surface temperature. For this context, there is the difference in the temperature of PV surface for the double pass one (see the  $T_{PV}$  double pass curve) in Figure 7.

This condition is indicated by sharper curve than the others which decrease the temperature of PV surface around  $10^{\circ}\text{C}$ . The advantage of the double pass one, the outlet fluid of the first channel is

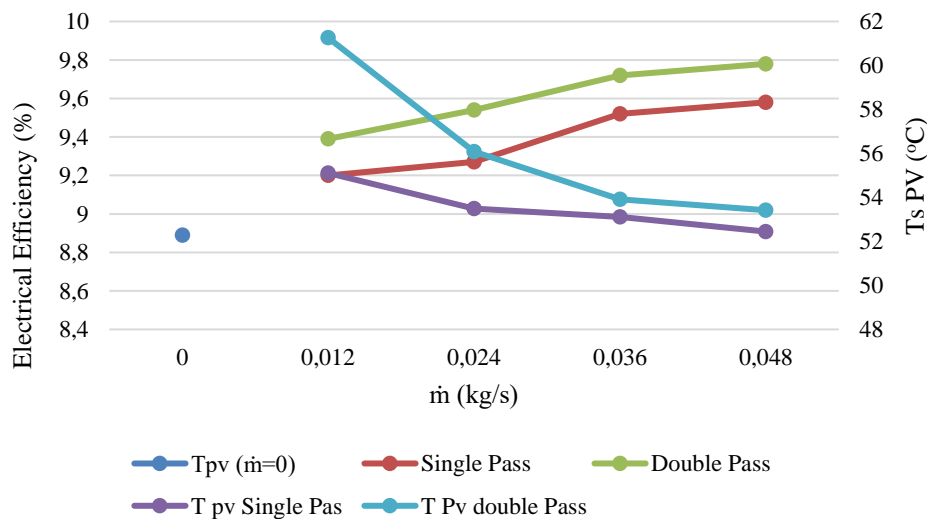
circulated back to the top of the PV collector surface (second channel) may give the working fluid longer time to contact with the surface. Consequently, it can absorb more waste heat to improve the performance of the collectors in comparison with just a single pass one. Thermal efficiency is able to reach 73.23% at the working fluid mass flow rate of 0.048 kg/s for double pass one.



**Figure 7.** PV surface temperature and thermal efficiency in accordance with mass flow rate of working fluid *with* ambient air speed ( $V = 1 \text{ m/s}$ ).

4.2. PV/T collector electrical performance

To find out the electrical performance, the test procedure is similar to that of the thermal performance testing. The data obtained from experiments are then calculated and presented in the form of electrical efficiency and surface temperature of the collectors.



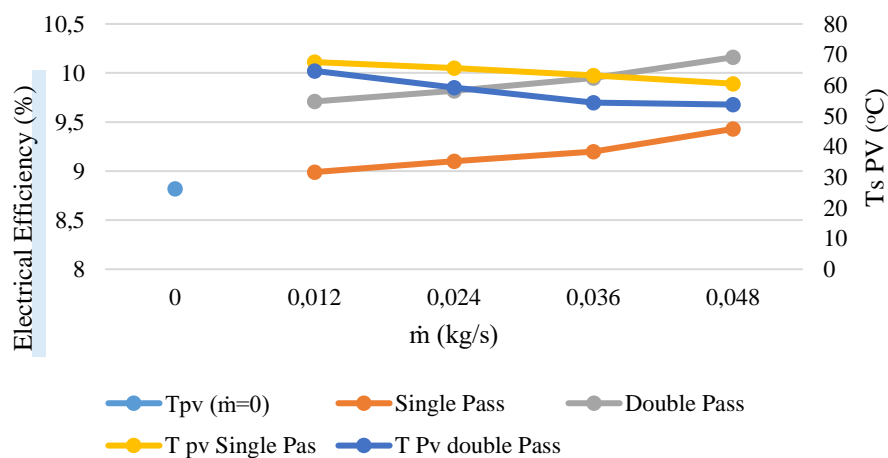
**Figure 8.** PV surface temperature and electrical efficiency in accordance with the mass flow rate of fluids *without* wind speed.

Figures 8 and 9 show impact of various flow rate of the working fluid on surface temperature and electrical efficiency of the two different types of PV/T collectors *with* and *without* ambient air speed.



Similar to that of the thermal performance characteristics, increasing the mass flow rate also enhance the performance of the PV/T collectors associated with the electrical efficiency and reduce the surface temperature for both types of the collectors. With the use of ambient air speed in the experimental tests, the surface temperature of the PV panel is lower than the results obtained from *without* ambient air speed. This is because in the testing *with* the ambient air speed, a convection heat transfer process occurs on the PV panel surface to ambient fluid flow. The waste heat of the PV panel surface will be absorbed by the ambient air moving over the collector surface.

That condition may be advantageous because a decrease in the surface temperature. It will enhance the PV/T collector performance related to the electrical efficiency. The graph of the impact of the mass flow rate for double pass collector as seen in Figure 9 provide the highest electrical efficiency value of 10.16% in the working fluid mass flow rate of 0.048 kg/s.



**Figure 9.** PV surface temperature and electrical efficiency in accordance with mass flow rate of fluid *with* wind speed.

## 5. Conclusions

The results have been obtained from this study indicate that thermal and electrical efficiency of the PV/T air collectors are affected by geometries, working fluid mass flow rate, flow arrangement and test locations (weather and climate). With fin height-space ratio setting (2:1) and different flow rate ranging between 0.01 and 0.05 kg/s of the working fluid and inlet fluid temperature ( $T_{in}$ ) under the tropical climate of Lampung (Indonesia), there is a different response of the two types of collectors. In general, the double pass PV/T collector has better thermal and electrical efficiencies than the single pass one. The highest values obtained from the double pass collector with the working fluid mass flow rate of 0.048 kg/s are found to be 73.23% in thermal efficiency and 10.16% in the electrical efficiency, respectively. Meanwhile, there is also an increase in electrical efficiency of 0.89% for double pass collector *with* the use of ambient air speed. The results of this study indicate that the use of double pass PV/T collector may have the potential to be developed in the tropical climate.

## Acknowledgements

The authors acknowledge the support of University of Lampung in providing research facilities.

## References

- [1] S. Natarajan, T. Mallick, M. Katz and S. Weingaertner 2011 *Numerical investigations of solar cell temperature for photovoltaic concentrator system with and without passive cooling arrangements* International Journal of Thermal Sciences Vol. 50, pp. 2514-2521,

- [2] Sourav Diwania, Sanjay Agrawal, Anwar S. Siddiqui, Sonveer Singh 2020 *Photovoltaic–thermal (PV/T) technology: a comprehensive review on applications and its advancement* International Journal of Energy and Environmental Engineering 11:33–54
- [3] Tonui, J.K., Tripanagnostopoulos, Y 2008 *Performance improvement of PV/T solar collectors with natural air flow operation* Sol. Energy 82(1), 1–12
- [4] Mojumdera, J.C., Chonga, W.T., Onga, H.C., Leong, K.Y., Al Mamoon, A. 2016 *An experimental investigation on performance analysis of air type PV thermal collector system integrated with cooling fins design*. Energy Build. 130, 272–285
- [5] Hussain, F., Othman, M.Y., Yatim, B., Ruslan, H., Sopian, K., Anuar, Z., Khairuddin, S. 2012 *Comparison study of air base photovoltaic/thermal (PV/T) collector with different design of heat exchanger*. WREF 1, 189–194
- [6] M. Irsyad, M. Akmal, M. D. Susila, Amrizal and Amrul 2020 *Heat Transfer Characteristics of Paraffin in Staggered Fins Heat Exchanger for the Cooling Process to Room Cooling Applications*, IOP Conf. Series: Earth and Environmental Science 520
- [7] Othman, M.Y., Ruslan, H., Sopian, K., Jin, G.L. 2009 *Performance study of photovoltaic-thermal (PV/T) solar collector with V-grooved absorber plate* Sains Malays. 38, 537–541
- [8] Niccolò Aste Giancarlo, Chiesa Francesco Verri 2008 *Design, Development and Performance Monitoring of a Photovoltaic-Thermal (PVT) Air Collector*, Renewable Energy 33, , 914-927
- [9] Jin, G.L., Ibrahim, A., Chean, Y.K., Daghigh, R., Ruslan, H., Mat, S., Othman, M.Y., Ibrahim, K., Zaharim, A., Sopian, K. 2010 *Evaluation of single-pass photovoltaic-thermal air collector with rectangle tunnel absorber*. Am. J. Appl. Sci. 7, 277–282
- [10] Amin Elsafi and P. Gandhidasan 2015. *Performance of a Photovoltaic or Thermal Double-Pass Solar Air Heater with Different Fin Configurations*. Journal of Clean Energy Technologies JO CET 2015 Vol.3(1): 28-33, ISSN: 1793-821X
- [11] Mohd. Yusof Othman, Baharudin Yatim, Kamaruzzaman Sopian, Mohd. Nazari Abu Bakara 2007 *Performance studies on a finned double-pass photovoltaic-thermal (PV/T) solar collector*, Desalination, Volume 209, Issues 1–3, Pages 43-49
- [12] Marc A. Rosen, Rakesh Kuma 2011. *Performance of a Photovoltaic/ Thermal Solar Air Heater: Effect of Vertical Fin on a Double Pass System*. International Journal of Energy and Enviromental Engineering ISSN: 9163, Vol.2 / No.4 (pp.1-12)
- [13] Kumar, R., Rosen, M.A. 2011 *Performance of a double pass PV/T solar air heater with and without fins*. Appl. Therm. Eng. 31, 1402–1410
- [14] K. Sopian, K. S. Yigit, H. T. Liu, S. Kaka and T. N. Veziroglu 1996 *Performance Analysis of Photovoltaic Thermal Air Heaters*, Energy Conversion And Management Vol. 37, no. 11, pp. 1657-1670
- [15] Slimani, M.E.A., Amirat, M., Kurucz, I., Bahria, S., Hamidat, A., Chouch, W.B. *A detailed thermal-electrical model of three photovoltaic/thermal (PV/T) hybrid air collectors and photovoltaic module: comparative study under Algiers climate condition*. Energy Convers. Manag. 133, 458–476
- [16] Selçuk Darici & Anil Kilic, 2020. *Comparative study on the performances of solar air collectors with trapezoidal corrugated and flat absorber plates*, Heat and Mass Transfer, Springer-Verlag GmbH

## ● 12% Overall Similarity

Top sources found in the following databases:

- 9% Internet database
- 10% Publications database
- Crossref database
- Crossref Posted Content database

### TOP SOURCES

The sources with the highest number of matches within the submission. Overlapping sources will not be displayed.

1	<b>engj.org</b> Internet	2%
2	<b>iieta.org</b> Internet	<1%
3	<b>Riffat, S. B., and E. Cuce. "A review on hybrid photovoltaic/thermal coll..."</b> Crossref	<1%
4	<b>thescipub.com</b> Internet	<1%
5	<b>researchgate.net</b> Internet	<1%
6	<b>futurecitiesandenvironment.com</b> Internet	<1%
7	<b>G. Vokas, N. Christandonis, F. Skittides. "Hybrid photovoltaic-thermal s..."</b> Crossref	<1%
8	<b>Renewable Energy in the Service of Mankind Vol II, 2016.</b> Crossref	<1%
9	<b>Wei Pang, Yanan Cui, Qian Zhang, Hongwen Yu, Linrui Zhang, Hui Yan. ...</b> Crossref	<1%

10	<b>jfde.eu</b>	Internet	<1%
11	<b>energyequipsys.com</b>	Internet	<1%
12	<b>"Abstracts", Fuel and Energy Abstracts, 200809</b>	Crossref	<1%
13	<b>"Mediterranean Green Buildings &amp; Renewable Energy", Springer Nature,...</b>	Crossref	<1%
14	<b>A.M. Elbreki, M.A. Alghoul, K. Sopian, T. Hussein. "Towards adopting p...</b>	Crossref	<1%
15	<b>Elumalai Vengadesan, Ramalingam Senthil. "A review on recent develo...</b>	Crossref	<1%
16	<b>F. Hussain, M.Y.H Othman, K. Sopian, B. Yatim, H. Ruslan, H. Othman. "...</b>	Crossref	<1%
17	<b>R Rajasekar, R Ramkumar, P Prasanna. "An experimental evaluation o...</b>	Crossref	<1%
18	<b>Rakesh Kumar, Marc A. Rosen. "Performance evaluation of a double pa...</b>	Crossref	<1%
19	<b>Zahra Razavi, Nourollah Mirghaffari, Ali Akbar Alemrajabi, Fatemeh Da...</b>	Crossref	<1%
20	<b>mdpi.com</b>	Internet	<1%
21	<b>"Intelligent Computing Techniques for Smart Energy Systems", Springe...</b>	Crossref	<1%

- 22 Erhan Arslan, Mustafa Aktaş, Ömer Faruk Can. "Experimental and num... <1%  
Crossref
- 
- 23 K. Sopian, K.S. Yigit, H.T. Liu, S. Kakaç, T.N. Veziroglu. "Performance a... <1%  
Crossref
- 
- 24 M H Shojaeefard, N B Sakran, M M Sharfabadi, N Davoudi. "A Novel Re... <1%  
Crossref
- 
- 25 Sanjeev Jakhar, Manoj S. Soni, Robert F. Boehm. "Thermal Modeling of... <1%  
Crossref
- 
- 26 Sourav Diwania, Sanjay Agrawal, Anwar S Siddiqui. "Performance enha... <1%  
Crossref
- 
- 27 Tonui, J.K.. "Performance improvement of PV/T solar collectors with n... <1%  
Crossref
- 
- 28 Tripanagnostopoulos, Y.. "Aspects and improvements of hybrid photov... <1%  
Crossref
- 
- 29 hydra.hull.ac.uk <1%  
Internet
- 
- 30 jast.modares.ac.ir <1%  
Internet
- 
- 31 mafiadoc.com <1%  
Internet
- 
- 32 openaccesspub.org <1%  
Internet
- 
- 33 spectrum.library.concordia.ca <1%  
Internet

34

studentsrepo.um.edu.my

Internet

<1%

## ● Excluded from Similarity Report

- Submitted Works database
- Quoted material
- Small Matches (Less then 8 words)
- Manually excluded text blocks
- Bibliographic material
- Cited material
- Manually excluded sources

---

### EXCLUDED SOURCES

**Amrizal, Y P Hidayat, M Irsyad. "Performance comparison of single and doubl... 68%**

Crossref

---

**repository.lppm.unila.ac.id 68%**

Internet

### EXCLUDED TEXT BLOCKS

**IC-STAR 2020IOP Conf. Series: Materials Science and Engineering1173 (2021**

S Erfani, F M S Siregar, A Zaenudin, Rustadi, I B S Yogi, R C Wibowo. "Coal velocity and proximate analysis r...

---

**IC-STAR 2020IOP Conf. Series: Materials Science and Engineering1173 (2021**

S Erfani, F M S Siregar, A Zaenudin, Rustadi, I B S Yogi, R C Wibowo. "Coal velocity and proximate analysis r...

---

**IC-STAR 2020IOP Conf. Series: Materials Science and Engineering1173 (2021**

S Erfani, F M S Siregar, A Zaenudin, Rustadi, I B S Yogi, R C Wibowo. "Coal velocity and proximate analysis r...

---

**IC-STAR 2020IOP Conf. Series: Materials Science and Engineering1173 (2021**

S Erfani, F M S Siregar, A Zaenudin, Rustadi, I B S Yogi, R C Wibowo. "Coal velocity and proximate analysis r...

---

**IC-STAR 2020IOP Conf. Series: Materials Science and Engineering1173 (2021**

S Erfani, F M S Siregar, A Zaenudin, Rustadi, I B S Yogi, R C Wibowo. "Coal velocity and proximate analysis r...

---

**IC-STAR 2020IOP Conf. Series: Materials Science and Engineering1173 (2021**

S Erfani, F M S Siregar, A Zaenudin, Rustadi, I B S Yogi, R C Wibowo. "Coal velocity and proximate analysis r...

**IOP Conference Series: Materials Science and Engineering PAPER • OPEN ACCESS**

lib.unnes.ac.id

---

**You may also like Performance comparison of single and double pass PV/T solar c...**

N N W Khalili, M Othman, M N A Bakar, L Abdullah, N Ramli. "PV/T solar collector performance evaluation: g...

---

**Water-based Photovoltaic Thermal (PV/T) Collector to Improve Solar Cell Performa...**

Akshay Kumar Singh, Sudhir Kumar Singh, Deepak Sharma. " Numerical Simulation of Nucleate Boiling Heat ...

---

**capacity Content from this work may be used under the terms of the Creative Com...**

publikationen.bibliothek.kit.edu

---

**Numerical investigation of four photovoltaic/thermal integrated structures from ene...**

Jinwei Ma, Xue Kou, Shuang Liu, Weiwei Tong, Tingyong Fang. "Dynamic performance analysis of façade-int...

---

**IC-STAR 2020 IOP Conf. Series: Materials Science and Engineering 1173 (2021**

S Erfani, F M S Siregar, A Zaenudin, Rustadi, I B S Yogi, R C Wibowo. "Coal velocity and proximate analysis r...

---

**The possibility of developing hybrid PV/T solar system M Dobrnjac, P Zivkovic and ...**

eprints.ucm.es

---

**View**

repo.unand.ac.id

---