

HALAMAN PENGESAHAN

Judul Makalah : PERFORMANCE OF DRY HYDROPONIC SYSTEM ON CULTIVATION OF GREEN LETTUCE (*Lactuca sativa L.*)
Penulis 1 : Sugeng Triyono
Penulis 2 : Roni Agung Laksono,
Penulis 3 : Ahmad Tusi
Jenis Publikasi : Jurnal Nasional Terakreditasi SINTA 2
Tempat Publikasi : Jurnal Ilmiah Rekayasa Pertanian dan Biosistem, Fakultas Teknologi Pangan dan Agroindustri, Universitas Mataram
Volume 9 Nomor 1; Halaman 37-47 (11 Hal)
Tanggal Publikasi : 29 Maret 2021
ISSN : 2301-8119 (Print), 2443-1354 (Online)
Website : <http://jrpb.unram.ac.id/index.php/jrpb/issue/view/16>
DOI : 10.29303/jrpb.v9i1.208

Bandar Lampung, 30-Maret- 2021

Mengetahui,

Dekan Fakultas Pertanian

Prof. Dr. Ir. Iwan Sukri Banuwa, M.Si.

NIP 19611020 198603 1 002

Penulis,

Dr. Ir. Sugeng Triyono, M.Sc.

NIP 19650527199303100

Menyetujui,

Ketua LPPM Unila

Dr. Ir. Lianaeta Afriani, D.E.A

NIP 196505101993032008


KEMENTERIAN PENDIDIKAN DAN KEBUDAYAAN UNIVERSITAS LAMPUNG	
TGL	03/05/2021
NO INVEN	253/71A/15/FP/2021
JENIS	Jurnal
PARAF	A

ISSN : 2301-8119
e-ISSN : 2443-1354



Jurnal Ilmiah REKAYASA PERTANIAN DAN BIOSISTEM

Volume 9 Nomor 1 Maret 2021



Diterbitkan Oleh
FAKULTAS TEKNOLOGI PANGAN DAN AGROINDUSTRI
UNIVERSITAS MATARAM
dan
PERHIMPUNAN TEKNIK PERTANIAN INDONESIA
(PERTETA) CABANG NUSA TENGGARA BARAT





Jurnal Ilmiah Rekayasa Pertanian dan Biosistem is one of the agriculture journals in Indonesia that publishes various articles from research in the fields of agricultural and agricultural products, agricultural and bio-systems, and agroindustrial technology. This journal is published by the Fakultas Teknologi Pangan dan Agroindustri, Universitas Mataram, published twice a year (March and September). **Jurnal Ilmiah Rekayasa Pertanian dan Biosistem** was registered with ISSN [2301-8119](#) (printed version) and e-ISSN number [2443-1354](#).

Based on the Decree of the Directorate General of Research Strengthening and Development, Ministry of Research, Technology and Higher Education of the Republic of Indonesia [Number: 148 / M / KPT / 2020](#) regarding the Results of Scientific Journal Accreditation, **Jurnal Ilmiah Rekayasa Pertanian dan Biosistem** is accredited by **Rank 2** until 2024.

Journal Index:



Editorial Board

Editor in Chief :

[Ida Ayu Widhiantari](#) (ORCID ID: [0000-0002-3365-7813](#), Universitas Mataram, Indonesia)

Editorial Board :

[Guyup Mahardhian Dwi Putra](#) (Scopus ID : [57205335082](#), Universitas Mataram, Indonesia)
[Diah Ajeng Setiawati](#) (Scopus ID: [57212404856](#), ORCID ID: [0000-0002-5119-1279](#). Universitas Mataram, Indonesia)
[Agriananta Fahmi Hidayat](#) (Scopus ID : [57212404831](#), Universitas Mataram, Indonesia)
[Hary Kurniawan](#) (Scopus ID : [57213595801](#), Universitas Mataram, Indonesia)
Isnaini Puspitasari (Universitas Mataram, Indonesia)
[Fakhrul Irfan Khalil](#) (Universitas Mataram, Indonesia)
Gagassage Nanaluh De Side (SCOPUS ID: [57214777790](#), Universitas Mataram, Indonesia)
Rosyid Ridho (Universitas Mataram, Indonesia)
[Ahmad Thoriq](#) (Scopus ID : [57204580281](#), Universitas Padjajaran, Indonesia)
[Dewi Sri Jayanti](#) (Scopus ID: [56082601000](#), Universitas Syah Kuala, Indonesia)

Articles

[SINTESIS MINYAK KELAPA SAWIT \(*Elaeis guineensis*\) MENJADI BIODIESEL MENGGUNAKAN METIL ASETAT DENGAN METODE INTERESTERIFIKASI](#)

📄 1-10

👤 Sandra Sandra, Bambang Susilo, Nadia Ijkri Aulia

📄 PDF (Bahasa Indonesia)

📈 Read Statistic: 13

[UNJUK KINERJA ALAT PASTEURISASI PADA PROSES PASTEURISASI MADU : STUDI KASUS PT KEMBANG JOYO SRIWIJAYA](#)

📄 11-21

👤 Sasongko Aji Wibowo, Anang Latriyanto, La Choviya Hawa, Erwan Erwan, Mochamad Junus, Firman Jaya, Dewi Masyithoh, Jati Batoro, J.S.A Lamerlabel

📄 PDF (Bahasa Indonesia)

📈 Read Statistic: 20

[PENGUKURAN EROSI PADA LAHAN RUMPUT KOLONJONO \(*Brachiaria mutica*\) DENGAN METODE PLOT KECIL DI HUTAN WANAGAMA I](#)

📄 22-36

👤 Irfansyah Diangga Yusuf Nugraha, Ambar Kusumandari

📄 PDF (Bahasa Indonesia)

📈 Read Statistic: 11

PERFORMANCE OF DRY HYDROPONIC SYSTEM ON CULTIVATION OF GREEN LETTUCE
(*Lactuca sativa* L.)

37-47

Sugeng Triyono, Roni Agung Laksono, Ahmad Tusi

PDF

Read Statistic: 11

DESAIN DAN UJI KINERJA ALAT TANAM BIJI JAGUNG SISTEM DORONG BARIS GANDA DI LAHAN TANPA OLAH TANAH

48-56

Ansar Ansar, Murad Murad, Sukmawaty Sukmawaty, Fakhrul Irfan Khalil, Ahyar Ulumuddin

PDF (Bahasa Indonesia)

Read Statistic: 13

ANALISIS ALIH FUNGSI LAHAN SAWAH DAN KETERKAITANYA DENGAN NILAI TUKAR PETANI (NTP) DI KABUPATEN BANTUL

57-65

Ayub Ayub, Bambang Pramudya Noorachmat, Muhammad Yanuar Jarwadi Purwanto

PDF (Bahasa Indonesia)

Read Statistic: 14

PENDUGAAN REDUKSI UKURAN BERBASIS MODEL ALGORITMA PERHITUNGAN BALIK PADA PENEPUNGAN CANGKANG RAJUNGAN MENGGUNAKAN BALL-MILL

66-75

Vibi Rafianto, Gunomo Djoyowasito, Mochammad Bagus Hermanto, Yusuf Wibisono

PDF (Bahasa Indonesia)

Read Statistic: 8

SIFAT MEKANIK BIOPLASTIK BERBASIS KOMBINASI PATI BIJI NANGKA DAN TONGKOL JAGUNG

76-83

Ida Ayu Widhiantari, Agriananta Fahmi Hidayat, Surya Abdul Muttalib, Fakhrul Irfan Khalil, Isnaini Puspitasari

PDF (Bahasa Indonesia)

Read Statistic: 10

TIPE CHAMBER DAN POSISI SENSOR E-NOSE UNTUK MENDETEKSI AROMA BIJI KOPI ROBUSTA MENGGUNAKAN MIKROKONTROLER

84-95

Mareli Telaumbanua, Dwi Dian Novita, Sugeng Triyono, Christanty Saragih

PDF (Bahasa Indonesia)

Read Statistic: 9

PRA-PERLAKUAN BLANSING PADA PENGERINGAN TIPE BEKU (FREEZE DRYING) UNTUK MEMPERTAHANKAN KUALITAS PETAI (*Parkia speciosa*)

96-107

Joko Nugroho Wahyu Karyadi, Muhammad Adani Akbar, Dwi Ayuni, Nursigit Bintoro

PDF (Bahasa Indonesia)

Read Statistic: 9

PENENTUAN DAYA DUKUNG LINGKUNGAN BERBASIS NERACA LAHAN DI KECAMATAN PRAYA BARAT

108-117

Lalu Heri Rizaldi, Bambang Rahadi, Evi Kurniati

PDF (Bahasa Indonesia)

Read Statistic: 10

DOI: 10.29303/jrpb.v9i1.208
ISSN 2301-8119, e-ISSN 2443-1354
Tersedia online di <http://jrpb.unram.ac.id/>

PERFORMANCE OF DRY HYDROPONIC SYSTEM ON CULTIVATION OF GREEN LETTUCE (*Lactuca sativa L.*)

Sugeng Triyono^{*}), Roni Agung Laksono, Ahmad Tusi

University of Lampung, Faculty of Agriculture, Department of Agricultural Engineering,
Jl. Sumantri Brojonegoro No1, 35145, Bandar Lampung, Lampung Province, Indonesia

Email^{*}): striyono2001@yahoo.com

Accepted: December 2020

Approved: March 2021

ABSTRACT

Dry hydroponic is an emerging system and gaining popularity among some hydroponic businesses, yet investigation on its performance has not been reported. Purpose of this research is to evaluate and compare performance of dry hydroponic system to floating and wick systems on green leafy lettuce cultivation. The experiment used Completely Randomized Design (CRD) with factorial arrangement. Two factors, hydroponic systems and aerator usages, were implemented. The hydroponic systems included Dry, Wick and Floating systems, while the use of aerator were with and without aerators. All treatment combinations consisted of 3 replicates. Parameters to be observed were nutrient solution parameters (pH, temperature, dissolved oxygen, water consumption), plant parameters (height, stem diameter, leaf width, number of leaves, leaf thickness, and canopy area, shoot fresh weight, water content, some chemical contents). Data sets were analyzed using analysis of variance followed by a least significant Difference (LSD) test at level of 5%. Results showed that the interaction between the hydroponic system and the use of aerators were not significantly different for all parameters observed. The hydroponic systems were not significantly different too. The use of aerator was significant for the nutrient solution parameters (pH and Dissolved Oxygen), water content, and phosphorus contents of leaves. In conclusion, Dry Hydroponic System has the same performances as compared to floating and wick systems.

Keywords: Aerator, dissolved oxygen, nutrient solution, static system, vegetables

INTRODUCTION

Background

Dry hydroponic system Cobden, (2021) is a term used to describe a variant of static hydroponic systems since this system uses standing nutrient solution. Unlike floating hydroponic system, the growing media in the dry system is not immersed in the nutrient solution so it is dry all the time.

At the beginning of planting, the dry system is similar to the floating system because the growing media is still immersed in nutrient solution and must be wet. After the roots have been growing and long enough, the nutrient solution water is lowered so the growing medium become dry because it is no longer immersed in nutrient solution. At the same time, the roots that are long enough hanging down into the nutrient solution so

the plant can get water and nutrients. The existence of an air gap between the surface of the nutrient solution and the net pot support board (a floating board which is usually made of Styrofoam) allows the plant roots to get sufficient oxygen. The air gap also helps the nutrient solution cooling process so the temperature can be maintained stable. Dry growing media also make the plants cleaner because no moss grows on the media, under the plants, so the plants look clean and healthy.

Slightly different from dry hydroponics, floating hydroponic system is a static system characterized by the presence of standing nutrient solution (Sharma et al., 2018) but the growing media is always submerged in nutrient solutions. Because the support floats all the time, the floating system has no air gap between the floating board and the surface of the nutrient solution. In such environment, dissolved oxygen in nutrient solutions often drops to such a low level that it is often blamed for suboptimal plant growth. Lack of turbulence also causes the temperature of the nutrient solution tend to increase. In addition, Styrofoam floating board is an insulating material that can inhibit the heat dissipation process. In large scale businesses, floating systems are applied with various modifications such as aeration and recirculation of nutrient solutions so plant health can be maintained.

Wick hydroponic system is also another type of static system that does not have flowing nutrient solution (Gunawan et al., 2017). However, the wick system is more like between the two systems (floating system and dry system). There is an air gap between the water surface and the floating board too. The nutrient solution is delivered from the reservoir to the growing medium through the wick with a capillary manner. As a result, the growing medium is always wet and the roots of the plants can get water and nutrients from that wick. Since the wick hangs in the air (between the floating board and the nutrient solution), the roots also get more than enough oxygen from the air.

However, because it is always wet, the growing medium is always overgrown with moss so it looks dirty. In a large business scale, the wick system is unlikely to be adopted because it requires additional material, namely the wick, and of course it takes additional time to install.

The above explanation shows that the performance of the dry hydroponic system has been claimed to be better than the other two systems (floating and wick) in terms of efficiency of material usage, availability of oxygen, cleanliness of growing media, and plant health. However, research reports on the performance of dry hydroponic systems in scientific journals have not been found even though researches on hydroponics have been carried out long time ago, with many different purposes (Sharma et al., 2018). Hydroponic research reports available in scientific journals are mostly in continuous flow systems such as nutrient film technique (NFT) (Domingues et al., 2012) and deep flow technique (DFT) Both, (2021). The lack of available information regarding the performance of dry hydroponic systems indicates the need for research on the performance of dry hydroponic systems.

Objective

The purpose of this study was to examine and compare the performance of dry hydroponic systems to floating systems and wick systems on green lettuce cultivation (*Lactuca sativa* L. var Grand rapids). The use of green lettuce in this research is because green lettuce is widely cultivated hydroponically (USDA, 2011). In addition, lettuce is consumed in raw or for salad mixtures so the cleanliness and health of the vegetables is a priority aspect, making hydroponic cultivation of this vegetable very important.

METHODOLOGY

Instrumentation and Materials

Some instruments used in this study included seed trays, Styrofoam board, plastic nutrient solution container, net pots,

aerators, hygrometers, pH and TDS meters, thermocouples, dissolved oxygen meters, rulers, calipers, micrometers, analytical scales, ovens, furnaces, cameras, and other lab equipment. The materials used in the study were green lettuce seeds, AB mix nutrients, rockwool, and flannel wick.

Geographical Location

This research was conducted from November 2018 - February 2019 in a greenhouse of the Water and Land Resources Engineering Laboratory of Agricultural Engineering Department and Soil Science Laboratory of Soil Science Department, Faculty of Agriculture, University of Lampung. Coordinates of the location lies on 5°22'26 " south latitude, 105°14'58" east longitude, and altitude of 140 m above sea level. The maximum and minimum temperature and RH in the greenhouse and the ambience were recorded during the research implementation such as on Table 1.

Table 1. Average temperature and RH at the study site

Atmosphere	Maximum	Minimum
Outside Greenhouse		
Temp. (°C)	33,0±1,7	24,8±2,1
RH (%)	95,5±8,6	68,9±12,6
Inside Greenhouse		
Temp. (°C)	35,3±1,7	25,4±2,2
RH (%)	95,7±10,0	71,4±15,3

Methods

The completely randomized design (CRD) was used in factorial arrangement with two factors. Factor 1, the hydroponic system (S), consisted of three levels, namely Floating (F), Dry (D), and Wick (W). Factor 2 was the usage of aerator consisting of aerator (1) and non-aerator (0). Each treatment combination consisted of three replicates making a total of 18 experimental units. The data set was tested with analysis of variance and followed by using least significant difference test (LSD) at $\alpha=0.05$.

Research Implementation

The research implementation was divided into some stages, namely seedling, preparation of nutrient solutions, setup of hydroponic modules, planting and maintaining plants, and harvesting.

Seedling

Before sown, lettuce seeds obtained from the nearest agricultural shop were selected first by immersing them in water. Only good seeds (did not float) that were used, while bad seeds were not used. Two seeds of lettuce were inserted into the top part of rockwool medium (2.3x2.5x3 cm³), then the rockwool pieces were arranged on a seedling tray. The tray that has been filled with rockwool pieces was then saturated with water. After that, the seedlings were covered with paper and stored in a place that was not exposed to direct sunlight, over 24 hours. Most of the seeds had sprouted and started germinating. After the seeds germinated, the paper cover was opened and the seedling trays were moved and exposed to the direct sun light for about half a day. The seedlings were watered every day so that the moisture can be maintained for 21 days before being transferred to the net pots.

Preparation of Nutrition Solutions

At the same time, the nutrient packs of AB Mix (nutrient powder A and B), were dissolved in 2 separate bottles each using 500 mL of water. After stirring thoroughly, the two concentrated solutions A and B were stored as the stock solutions. When applied, the stock solutions were diluted with a ratio of about 1: 200 to become a ready-to-use solution. The ratio was adjusted gradually to make nutrient more concentrated as the plant getting matures.

Setting of Hydroponic Module

The hydroponic systems were made using 18 plastic containers of 11x10x15 cm³ (as nutrient reservoirs), each of which was surrounded or covered by 2 cm thick styrofoam. The top parts of which were styrofoam lid whose a hole for the net pot to

sit on. For the floating system, the top cover floated on surface of the nutrient solution so the rockwool medium was always partially submerged in nutrient solution all the time. On the wick system, there was air gap between nutrient solution and the top cover. A flannel wick was used to deliver nutrient from the reservoir to the rockwool medium. In the dry system, there was air gap between nutrient solution surface and the top cover without a wick. Each system was made in two conditions, equipped with and without an aerator. Three small aerators (3 Watt each) were installed for this purpose. Each of the aerators served three nutrient solution containers, connected parallelly by using small silicon tube.

Planting and Maintenance

After 21 days, seedlings were selected and transferred from the seedling tray to the net pots. The pots of the seedlings were then placed on their respective nutrient reservoirs according to the predetermined treatment systems. Plant maintenance was carried out every day mainly to monitor and to maintain nutrient water levels. When the nutrient solution level dropped too low, the nutrient solution was added so that the surface raised to its initial level. Concentration of the nutrient solution was increased every week corresponding to the growth phase. Harvesting was done after the plants were 35 days after seedling.

Parameters

The nutrient solution parameters observed every day included: temperature

(with thermocouple at 10.00 a.m.), electrical conductivity or EC (with EC meter), pH (with pH meter), dissolved oxygen or DO (with DO meter), evapotranspiration or ETc (based on the changes of the nutrient solution depth measured with a ruler). The plant growth parameters observed were: height (with a ruler), number of leaves, leaf thickness (with micrometers), stem diameter (with calipers), and canopy area (with a ratio of weight to area). The canopy area was measured by taking photograph from above (nadir view), then calculated by weight comparisons. Yield parameters at harvest consisted of: fresh weight, moisture content (gravimetric method), ash content (gravimetric and combustion method), NPK contents (standard analysis methods)

RESULTS AND DISCUSSION

Nutrient Solution

Analysis of variance showed that the interaction between hydroponic system treatment and the use of aeration was not significant at the level of $\alpha = 0.05$ for all parameters of the nutrient solution (pH, temperature, dissolved oxygen, ETc). The effect of the hydroponic systems on all parameters was not significantly different either. The effect of aeration was not significant for temperature and ETc parameters, but significant for pH and dissolved oxygen. Table 2 presents averages of pH, temperatures, D.O, and cumulative ETc from the beginning of planting date to harvest time,

Table 2. Effect of hydroponic and aeration systems on nutrient solution parameters

Treatments	pH	Temperature (°C)	DO (%)	ETc (mm)
Hydroponic Systems				
Floating (F)	6,77±0,10	30,06±0,11	60,45±23,51	164,17±37,71
Dry (D)	6,85±0,41	30,19±0,17	63,16±37,52	187,50±36,53
Wick (W)	6,76±0,25	30,46±0,26	60,56±36,75	182,08±19,45
Aeration Systems				
Aeration (1)	7,38±0,05 ^a	30,12±0,20	93,88±0,38 ^a	200,00±11,81
Non Aeration (0)	6,21±0,07 ^b	30,25±0,27	28,91±2,76 ^b	155,83±16,22

*) Means with the different letters are significantly different at $\alpha=0.05$

Among the hydroponic and the aeration systems, pH ranged from $6,21 \pm 0,27$ to $6,85 \pm 0,41$. According to Singh et al. (2019), the optimum pH for hydroponic vegetables was around 5,5 to 6,5 (Table 2). So, the non-aeration system was the only system that had the optimum pH value since its pH was $6,21 \pm 0,07$. The value of pH represents a measure of acidity or hydrogen ion concentration in the nutrient solution. Changes of pH in nutrient solution were primarily due to an uneven uptake of anions and cations (Frick & Mitchell, 1993). In this study, hydroponic systems did not affect pH alteration since they were not significant. But the use of aeration did elevate pH, and the pH value in the aeration system was significantly higher than that in the non-

aeration system. The same result is also reported by Bodenmiller (2017). Precipitation of calcium when reacts with phosphate and released OH^- can be associated with this phenomenon. Calcium and phosphate exist in the nutrient solution, and their reaction are accelerated by turbulences of air bubbles. The profile of pH for six treatment combinations during planting season is presented in Figure 1. The pH values of the nutrient solution in the non-aerated systems appeared to be consistently lower than the pH values of the nutrient solution in the aeration system, from the beginning of planting to the harvest time. At this point, dry hydroponic had no different performance from the other two systems.

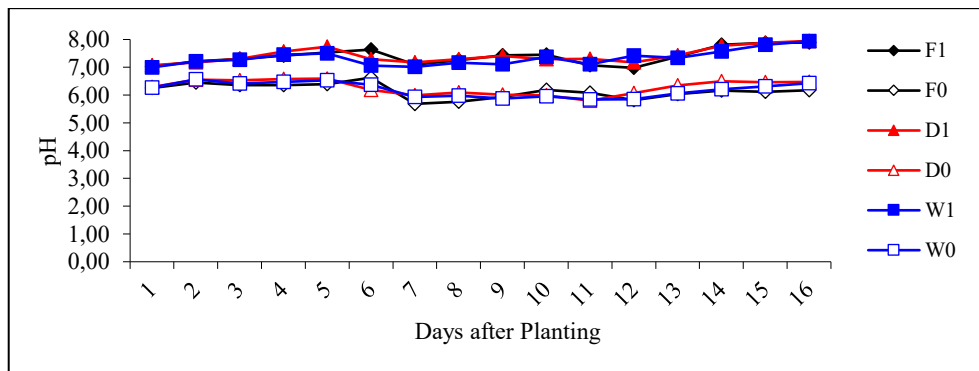


Figure 1. The pH profile of the nutrient solution during lettuce growth

The temperatures of the nutrient solution in the hydroponic and aeration systems were not significant as mentioned before. Among the hydroponic and aeration systems, the nutrient temperatures ranged from $30,06 \pm 0,11^\circ\text{C}$ to $30,46 \pm 0,26^\circ\text{C}$ with an average of $30,24 \pm 0,25^\circ\text{C}$ (Table 2). In theory, the temperature of non-aerated nutrient solution could accumulate and increase especially on the day light. Meanwhile, the turbulence due to the aeration bubbles of the nutrient solution can help the cooling process. However, the data showed that the temperatures of the nutrient solution in all the treatments were not

significant. This condition may be interpreted that the effect of the insulating material (Styrofoam) which covered the surround and the top parts of the nutrient containers was quite effective, making temperatures of all nutrient solutions were not significantly different. The temperature profiles for six treatment combinations mostly coincided all the time from the beginning of planting to the harvest date (Figure 2). Based on the nutrient temperatures, performances of the three hydroponic systems were not different either.

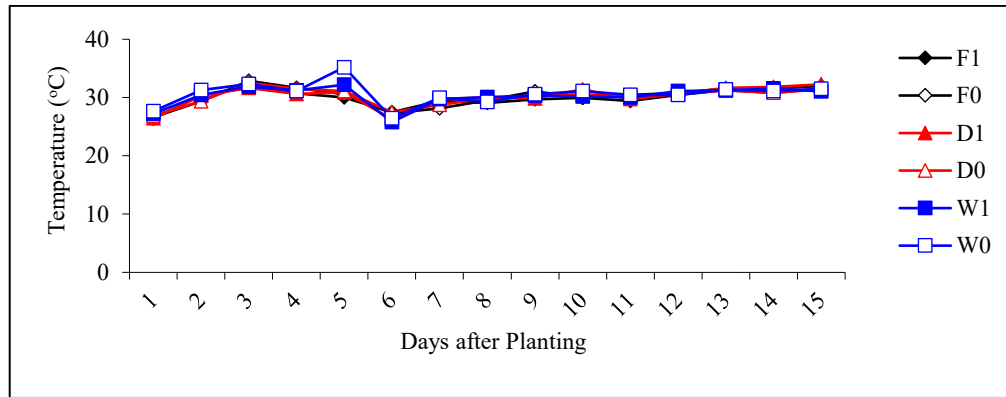


Figure 2. Temperature profile of the nutrient solution during lettuce growth

For the parameter of dissolved oxygen (DO), the effect of hydroponic system was not significant but the effect of aeration was significant. The average of DO in the aeration systems was $93.88 \pm 0.38\%$ and the dissolved oxygen in the non-aeration system was $28.91 \pm 2.76\%$ (Table 2). This result indicated that the use of aerator was very effective to increase DO in the nutrient solution. Dissolved oxygen in the non-aeration system was $28.91 \pm 2.76\%$ (roughly equivalent to a concentration of 2.3 mg/L) which could be categorized as very low and close to anoxic environment. The DO of 2.3 mg/L was very low if compared to river's

DO which is normally more than 4 mg/L (USGS, 2006). The very low DO probably could be addressed mainly to plant's roots absorption. Regardless of very high pH in the aerated nutrient solution (as mentioned before), aeration succeeded to increase nutrient solution DO. But for the three different hydroponic systems (dry, floating, and wick), there were no difference in DO changes. The profile of DO in nutrient solutions during plant growth is presented in Figure 3. Dissolved oxygens in the non-aerated systems were consistently lower all the time.

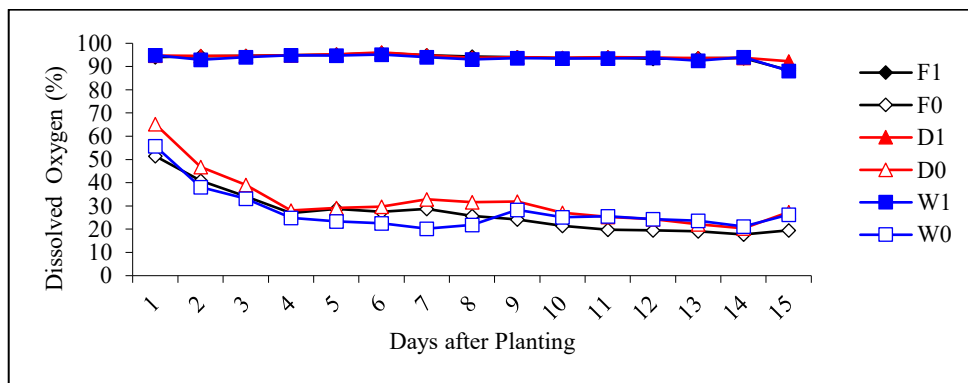


Figure 3. The oxygen profile of the nutrient solution during lettuce growth

For the cumulative evapotranspiration (ETc), analysis of variance showed that the effects of hydroponic system and the aeration system were not significant. The cumulative ETc during planting season ranged from 155.83 ± 16.22 mm to 200 ± 11.81 mm, with the average of 177.9 ± 24.35 mm (Table 2). The aeration which produced turbulence of nutrient solution theoretically

increased direct evaporation. One issue that could be used to explain the phenomenon was probably transpiration from the plant leaves occupies a much larger portion than the direct evaporation portion from the surface of nutrient solution. The effect of turbulence of the nutrient solution was probably not very much. Considering that lettuce is very fast growing vegetable in very

short growing cycle, it is realistic to predict that water consumption through transpiration is very huge as compared to direct evaporation. However, this hypothesis needs to be tested at other research opportunities. Figure 4 shows cumulative evapotranspiration profile of six

treatment combinations of lettuce during the growth. Although not significant, the evapotranspiration lines of aerated systems were always higher all the time. Again, the three hydroponic systems did not show different performances based on evapotranspiration parameter.

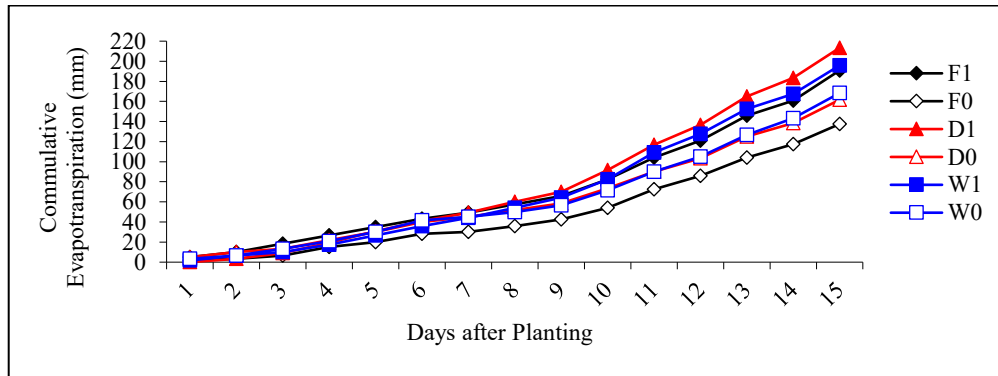


Figure 4. Cumulative evapotranspiration profile

Plant Growth

Analysis of variance showed that the effects of hydroponic systems and aeration systems on growth and yield of green lettuce were not significant except for water content

(W_C). Plant growth and yield data (height, stem diameter, leaf width, number of leaves, canopy area, shoot fresh weight, moisture content) are presented in Table 3.

Table 3. Harvest data of green lettuce

Treatments	height (cm)	stem diameter (cm)	leaf width (cm)	number of leaves	Leaf thickness (mm)	canopy area (cm ²)	Shoot fresh weight (g)	W _C (%)
hydroponic systems								
Floating (F)	24,92	1,68	18,83	16,83	0,54	1686,68	122,00	92,40
Dry (D)	24,75	1,62	19,00	19,50	0,38	1922,09	135,00	93,01
Wick (W)	24,50	1,62	19,92	19,00	0,60	2076,02	144,33	93,83
Aeration systems								
Aeration (1)	25,28	1,68	19,83	19,00	0,56	2078,42	158,33	93,75 ^a
Non Aeration (0)	24,17	1,59	18,67	17,89	0,45	1711,44	109,22	92,41 ^b

*) Means with the different letters are significantly different at α=0.05

At the harvest time, the height of lettuce ranged from 24.17 - 25.28 cm, stem diameter ranged from 1.59 - 1.68 cm, leaf width ranged from 18.33 - 19.83 cm, number of leaves ranged from 16.83 - 19.50, leaf thickness ranged from 0.38 - 0.60 mm, canopy area ranged from 1486.68 - 2078.42 cm², and shoot fresh weight ranged from 109.22 - 158.33 g. Although there were

variations, these differences were not statistically significant based on either the hydroponic system nor aeration systems.

In other words, the hydroponic systems of floating, dry, and wick systems showed no significant difference in performances. Although they performed with no difference, dry system may be better based on other reasons. In dry system, the

rockwool medium was cleaner (not mossy) and dry so the plants are also cleaner. These were contrast to the floating system the medium of which was always wet, mossy, and dirt looking. In addition, dry system does not require additional material such as a wick in the wick system either.

The use of aeration systems among the three different systems (floating, dry, wick) was no difference in the performance because the growth and yield of lettuce were not better to each other. The only parameter that shows a difference in performance between aerated and non-aerated systems was the moisture content of lettuce leaves. The water content data mentioned above (Table 3) the water content of plants with an aeration was 93.75%, which is significantly higher than that of plants with a non-aeration, namely 92.41 %. The higher water content of the plant could be a part of the answer why water consumption was higher in the aeration system. However, this did not provide an advantage from consumer side because high water content of lettuces actually reduces the quality of the plants in term of nutrient content. The same result is also reported by (Bodenmiller, 2017) as dry weight of lettuce in non-aeration system was 12% higher (meaning lower water content) than dry weight of lettuce in the aeration system. At last, the conclusion that can be drawn is that the use of aeration is inefficient (adding costs) but ineffective for the growth and yield addition of green lettuce, in this experiment. Furthermore, as mentioned before, aeration tended to increase pH to above the optimum ranges.

At the discussion of the dissolved oxygen section above, the aeration and non-aeration systems showed significant differences of DO. However, evidently the high difference of DO did not make a difference to the growth and yield of green lettuce. Goto et al. (1996) reported the same results, that DO between 25-200% (of saturation) had no significant effect on yields of green lettuce, although this finding was contrast to the results reported by (Krisnawati, 2015) and (Krisna et al., 2017).

This was presumably because plant roots mainly obtained oxygen from the air directly (above the nutrient solution), not just from dissolved oxygen in the nutrient solution. For floating systems, many roots grow in rockwool media which is always wet but not completely immersed in nutrient solution making the roots may get oxygen directly from the air. For the wick system, the roots grow well in the wet rockwool and the wet wicks, so the roots eventually get oxygen directly from the air. For dry systems, the dangling roots grow well in the air gap between the dry rockwool medium and the surface of the nutrient solution so they get significant oxygen directly from the air gap. These situations might be the reason why different dissolved oxygen in the nutrient solutions did not make any differences in the plant growths and yields.

However, what should be noted is that the assumptions above may be different from the facts of the true mechanism, and other factors might control the mechanism. Goto et al. (1996) stated that lettuce is a type of plant that is not sensitive to dissolved oxygen. So, plant varieties determine the sensitivity to dissolved oxygen. Bodenmiller (2017) found the opposite result, where lettuce in a non-aerated floating aquaculture system (control) produced 29% higher yields as compared to that in aeration system. Meanwhile, Roosta et al. (2016) found that the optimum growth of eggplant plants in the floating system occurred at a dissolved oxygen concentration of 4 mg/L (far below the saturation). Ningrum et al. (2014) obtained that intermittent aeration (15 minutes on and 60 minutes off) is the optimum aeration system for mustard greens. At last, the three hydroponic systems tested did not have different performances in growths and yields of green lettuce.

Some Chemical Contents

Nitrogen, phosphorus, and potassium Uptakes in lettuce leaves were measured as a representation of the quality of the green lettuce as effected by the treatment

combination between the hydroponic systems and the aeration systems. Analysis of variance showed that the phosphorus level was the only significant parameter affected by the aeration system (Table 4).

Table 4. Effect of hydroponic system and aeration on nitrogen, phosphorus, and potassium levels in green lettuce

Treatment Combinations	N (%)	P (%)	K (%)
hydroponic systems			
Floating (F)	3,68	0,14	2,85
Dry (D)	3,44	0,13	2,94
Wick (W)	3,79	0,14	3,84
Aeration systems			
Aeration (1)	3,56	0,13 ^b	2,84
Non Aeration (0)	3,71	0,15 ^a	3,04

*) Means with the different letters are significantly different at $\alpha=0.05$

Nutrient concentrations in lettuce biomass among the treatments ranged from 3.44-3.79% for nitrogen, 0.13-0.15% for phosphorus and 2.85-3.84% for potassium. Many factors influenced nutrient uptake in lettuce, such as: location and season (Singer et al., 2015), temperature (Thompson et al., 1998), cultivar (Lastra et al., 2009), and nutrition (Kleiber et al., 2013); Vojnich et al., 2016). The fact that nitrogen and potassium uptake was not significantly different was in line with other growth parameters and harvest weight. However, the data showed that phosphorus uptake was significantly affected by aeration system. The data showed that the phosphorus uptake in the non aeration system was higher than that in the aeration system. Phosphate is very reactive with calcium to form settleable calcium phosphate. When the nutrient solution gets aerated, air bubbles from the aerator stone created turbulence and was likely to facilitate the reaction between calcium and phosphate to form settleable calcium phosphate which was not available to plant roots. This mineral deposition symptom is also noted by Roosta et al. (2016) when nutrient solution is aerated. However, this result is different

from that reported by Krisna et al. (2017) as calcium absorption in lettuce is higher in an aerated floating system than in non-aerated system. These differences suggested that there is still a room for further research and discussion. Finally, the floating, dry, and wick systems did not show any different performances in terms of nutrient uptake, and the aeration even lessened the phosphorus uptake.

CONCLUSIONS AND SUGGESTIONS

Conclusions

Conclusion that can be obtained from the results and discussion was that Dry Hydroponics System performed no difference from Floating System and Wick System for green lettuce cultivation. In addition, the use of aerators increased dissolved oxygen concentration and pH significantly but was not significant for the lettuce growth and yield, and even lessened phosphorus uptake.

Suggestions

Research on the partition of the evaporation and transpiration processes needs to be carried out because in this study evaporation was not significantly affected by aeration. Whereas; theoretically, evapotranspiration is supposed to be affected by turbulence and air bubbles of the aerator.

Acknowledgments

High appreciation is delivered to the Faculty of Agriculture and the University of Lampung which provided financial support for the implementation of this research project.

REFERENCES

- Bodenmiller, D. (2017). *Effects of aeration on lettuce (Lactuca sativa) growth in deep water culture aquaponics* [Bachelor's thesis]. Tampereen ammattikorkeakoulu. <http://www.theseus.fi/handle/10024/139274>

- Both, A. J. (2021). *Ten years of hydroponic lettuce research*. <https://aesop.rutgers.edu>
- Cobden, J. (2021). *Dry Hydroponics for Short Cycle Crops*. AIS Greenworks. Retrieved January 24, 2021, from <https://www.aisgreenworks.com.au/dry-hydroponics/>
- Domingues, D. S., Takahashi, H. W., Camara, C. A. P., & Nixdorf, S. L. (2012). Automated system developed to control pH and concentration of nutrient solution evaluated in hydroponic lettuce production. *Computers and Electronics in Agriculture*, 84, 53–61.
- Frick, J., & Mitchell, C. (1993). Stabilization of pH in Solid-matrix Hydroponic Systems. *HortScience: A Publication of the American Society for Horticultural Science*, 28, 981–984.
- Goto, E., Both, A. J., Albright, L. D., Langhans, R. W., & Leed, A. R. (1996). Effect of Dissolved Oxygen Concentration on Lettuce Growth in Floating Hydroponics. *Acta Horticulturae*, 440, 205–210.
- Gunawan, I., Asbur, Y., & Rambe, D. H. (2017). Agronomic Characteristics of Mustard (*Brassica juncea* L.) on the Application of Fertilizer Solution and Flannel Size at Wick Hydroponic System. *International Journal of Science and Research Methodology* 6(3), 65–78.
- Kleiber, T., Starzyk, J., & Bosiacki, M. (2013). Effect of nutrient solution, effective microorganisms (EM-A), and assimilation illumination of plants on the induction of the growth of lettuce (*Lactuca sativa* L.) in hydroponic cultivation. *Acta Agrobotanica*, 66(1), 27–38.
- Krisna, B., Putra, E. E. T. S., Rogomulyo, R., & Kastono, D. (2017). Pengaruh Pengayaan Oksigen dan Kalsium terhadap Pertumbuhan Akar dan Hasil Selada Keriting (*Lactuca sativa* L.) pada Hidroponik Rakit Apung. *Vegetalika*, 6(4), 14–27.
- Krisnawati, D. (2015). The Effect of Aeration on Baby Kailan (*Brassica Oleracea* Var. Achepala) Growth in Floating System of Hydroponic Technology inside and outside the Greenhouse. *Jurnal Teknik Pertanian Lampung (Journal of Agricultural Engineering)*, 3(3), 213-222.
- Lastra, O., Tapia, M. L., Razeto, B., & Rojas, M. (2009). Response of Hydroponic Lettuce Cultivars to Different Treatments of Nitrogen: Growth and Foliar Nitrate Content. *Idesia (Arica)*, 27(1).
- Ningrum, D. Y., Triyono, S., & Tusi, A. (2014). Pengaruh Lama Aerasi Terhadap Pertumbuhan Dan Hasil Tanaman Sawi (*Brassica juncea* L.) pada Hidroponik DFT (Deep Flow Technique). *Jurnal Teknik Pertanian Lampung (Journal of Agricultural Engineering)*, 3(1), 83–90.
- Roosta, H. R., Bagheri, M. H., Hamidpour, M., & Roozban, M. R. (2016). Interactive Effects of Nitrogen Form and Oxygen Concentration on Growth and Nutritional Status of Eggplant in Hydroponics. *Journal of Agricultural Science and Technology*, 18(3), 731–739.
- Sharma, N., Acharya, S., Kumar, K., Singh, N., & Chaurasia, O. P. (2018). Hydroponics as an advanced technique for vegetable production: An overview. *Journal of Soil and Water Conservation*, 17(4), 364-371.
- Singer, S. M., Hamza, A. E., El-Samad, E. H. A., Sawan, O. M., El-Behairy, U.

- A., & Abou-Hadid, A. F. (2015). Growth, yield and mineral contents of lettuce cultivars grown in nutrient film technique (NFT) at different transplanting dates. *Research Journal of Pharmaceutical, Biological and Chemical Sciences*, 6(1), 172–183.
- Singh, H., Dunn, B., & Payton, M. (2019). Hydroponic pH Modifiers affect Plant Growth and Nutrient Content in Leafy Greens. *Journal of Horticultural Research*, 27(1), 31–36.
- Thompson, H. C., Langhans, R. W., Both, A.-J., & Albright, L. D. (1998). Shoot and Root Temperature Effects on Lettuce Growth in a Floating Hydroponic System. *Journal of the American Society for Horticultural Science*, 123(3), 361–364.
- USDA. (2011). *U.S. Lettuce Statistics*. Retrieved January 24, 2021. <https://usda.library.cornell.edu/concern/publications/cc08hf60z>
- USGS. (2006). *Chapter A6. Section 6.2. Dissolved oxygen*. Retrieved January 24, 2021. <https://doi.org/10.3133/twri09A6.2>
- Vojnich, V. J., Hüvely, A., Pető, J., & Novák, D. I. (2016). Nutrient content in leaves of hydroponic lettuce (*Lactuca sativa* convar. *Capitata* L.) on higher magnesium and nitrogen nutrient treatment. *Acta Biologica Szegediensis*, 60(2), 167–169.