



AGUS HARYANTO <agus.haryanto@fp.unila.ac.id>

[IJASEIT] Submission Acknowledgement

1 message

IJASEIT <ijaseit@gmail.com>

Mon, Jul 27, 2020 at 11:35 AM

To: Mr Agus Haryanto <agus.haryanto@fp.unila.ac.id>

Mr Agus Haryanto:

Thank you for submitting the manuscript, "Utilization of Wastewater from Catfish Pond to Culture Azolla microphylla" to International Journal on Advanced Science, Engineering and Information Technology. With the online journal management system that we are using, you will be able to track its progress through the editorial process by logging in to the journal web site:

Manuscript URL:

<http://insightsociety.org/ojaseit/index.php/ijaseit/author/submission/12695>

Username: agusharyid65

If you have any questions, please contact me. Thank you for considering this journal as a venue for your work.

IJASEIT

International Journal on Advanced Science, Engineering and Information Technology

International Journal on Advanced Science, Engineering and Information Technology

<http://insightsociety.org/ijaseit/index.php/ijaseit>



AGUS HARYANTO <agus.haryanto@fp.unila.ac.id>

[IJASEIT] Revision Required

1 message

Rahmat Hidayat <rahmat@insightsociety.org>
To: Mr Agus Haryanto <agus.haryanto@fp.unila.ac.id>

Fri, Aug 20, 2020 at 6:05 AM

Mr Agus Haryanto:

Please reformat your manuscript using IJASEIT Template and re-upload it in 10 days. More than 10 days of paper will be rejected from the system. Re-upload your manuscript into journal system NOT via email.

Editor

International Journal on Advanced Science, Engineering and Information
Technology
<http://insightsociety.org/ijaseit/index.php/ijaseit>



[IJASEIT] Revision Required

2 messages

Rahmat Hidayat <rahmat@insightsociety.org>
To: Mr Agus Haryanto <agus.haryanto@fp.unila.ac.id>

Thu, Feb 25, 2021 at 8:49 AM

Mr Agus Haryanto:

We have reached a decision regarding your submission to International Journal on Advanced Science, Engineering and Information Technology, "Utilization of Wastewater from Catfish Pond to Culture Azolla microphylla".

Our decision is to: Revision Required

Please update your abstract into 220-250 words and your reference 70% in (2017-2020) from journal indexed by Scopus. Citation and Reference in Paper must using Mendeley with IEEE Style.

Please submit your revision in 10 days. More than 10 days of paper will be rejected from the system. Re-upload your revision into journal system NOT via email.

Editor

Reviewer A:

This paper already has novelty and good contributions according to research objectives. Abstract is good and already describes the objectives, methods and research results well. In the introductory section, updated research has been seen related to the description of relevant research. However, the Introduction is still not effective, it is enough only 4-5 paragraphs containing background, gap analysis and research updates and research objectives. The method is good, but still needs to be improved by adding a flow chart so that the stages of the research are seen properly and systematically. Making tables is not good, correct them according to the 2021 template. The conclusions are good and in accordance with the objectives of the research you are doing.

Technology

<http://insightsociety.org/ijaseit/index.php/ijaseit>

AGUS HARYANTO <agus.haryanto@fp.unila.ac.id>

Reply-To: agus.haryanto@fp.unila.ac.id

To: SUGENG TRIYONO <sugeng.triyono@fp.unila.ac.id>, striyono2001 <striyono2001@yahoo.com>

Thu, Feb 25, 2021 at 5:24 PM

Kabar baik pak. Revisinya lumayan.

Besok Jumat ya kita ketemu.



AH

[Quoted text hidden]



AGUS HARYANTO <agus.haryanto@fp.unila.ac.id>

Revision has been uploaded

2 messages

AGUS HARYANTO <agus.haryanto@fp.unila.ac.id>
Reply-To: agus.haryanto@fp.unila.ac.id
To: Rahmat Hidayat <rahmat@insightsociety.org>

Mon, May 31, 2021 at 7:05 AM

Dear Mr. Rahmat Hidayat,

First of all, thank you very so much for your valuable comments.

Just to let you know that I have revised the paper according to your comments. The abstract has been improved to 245 words. And the references have been updated to include 75% recent scopus indexed sources published within 2017-2021. The revised version has just been re-uploaded via the OJS system on 31 May 2021.

I hope this revision fulfills the requirements of IJASEIT.

Again, thank you very much.

Best regards,
Agus Haryanto,
Agr. Eng. Dept.
University of Lampung

Mail Delivery System <Mailer-Daemon@legion.in-hell.com>
To: agus.haryanto@fp.unila.ac.id

Mon, May 31, 2021 at 7:06 AM

This message was created automatically by mail delivery software.

A message that you sent could not be delivered to one or more of its recipients. This is a permanent error. The following address(es) failed:

rahmat@insightsociety.org

LMTP error after RCPT TO:<rahmat@insightsociety.org>:

552 5.2.2 <rahmat@insightsociety.org> Mailbox is full / Blocks limit exceeded / Inode limit exceeded

Action: failed

Final-Recipient: rhc822;rahmat@insightsociety.org

Status: 5.0.0

----- Forwarded message -----

From: AGUS HARYANTO <agus.haryanto@fp.unila.ac.id>
To: Rahmat Hidayat <rahmat@insightsociety.org>

Cc:

Bcc:

Date: Mon, 31 May 2021 07:05:48 +0700

Subject: Revision has been uploaded

Dear Mr. Rahmat Hidayat,

First of all, thank you very so much for your valuable comments.

Just to let you know that I have revised the paper according to your comments. The abstract has been improved to 245 words. And the references have been updated to include 75% recent scopus indexed sources published within 2017-2021. The revised version has just been re-uploaded via the OJS system on 31 May 2021.

I hope this revision fulfills the requirements of IJASEIT.

Again, thank you very much.

Best regards,

Agus Haryanto,

Agr. Eng. Dept.

University of Lampung



JOURNAL PROCESSING FEE - 12695

4 messages

Rahmat Hidayat <mr.rahmat@gmail.com>
Reply-To: mr.rahmat@gmail.com
To: Mr Agus Haryanto <agus.haryanto@fp.unila.ac.id>

Fri, Apr 30, 2021 at 11:46 AM

Dear Authors,

RE: JOURNAL PROCESSING FEE

We are happy to inform you that since Volume 5 (2015) *International Journal on Advanced Science, Engineering, Information and Technology* (IJASEIT) has been indexed in **Scopus**. The Scientific committees of IJASEIT agree that your manuscript is **accepted** to be published in IJASEIT.

Title	Utilization of Wastewater from Catfish Pond to Culture Azolla microphylla
Authors	Sugeng Triyono, Aprian Mandala Putra, Muhammad Amin, Agus Haryanto

Journal Processing Fee: USD \$ 255 + Proofread Paper USD \$ 125, Total USD \$ 380

Please complete the payment of journal processing fee through wire transfer to:

Account Name : Rahmat Hidayat
BANK Name : Bank Negara Indonesia (BNI)
Account No : 00597 62722

or

Only USD \$ 15 Bank Processing Fee, please make a payment using PAYPAL to (mr.rahmat@gmail.com), Total USD \$ 370

Please reply with copy of Bank transfer to this email or via WhatApps to +62821 71 822448

Best Regards

--

Rahmat Hidayat

Editor in Chief

International Journal on Advanced Science, Engineering and Information Technology (IJASEIT)
ISSN: 2088-5334 / e-ISSN: 2460-6952 / DOI: 10.18517

2017 SCImago Journal Rank (SJR): 0.242

2018 SCImago Journal Rank (SJR): 0.230

2019 SCImago Journal Rank (SJR): 0.274



AGUS HARYANTO <agus.haryanto@fp.unila.ac.id>

Reply-To: agus.haryanto@fp.unila.ac.id

To: mr.rahmat@gmail.com

Sat, May 1, 2021 at 3:17 PM

Dear Mr. Rahmat,

Thank you for this information. We are really happy.
Just to let you know that we have completed the payment on April 7, 2021.
Please find attached receipt of payment.

Thank you.

Regards
Agus Haryanto

[Quoted text hidden]



Transaksi Berhasil

Rekening	4444 0001
Tujuan	4444 0001
Tanggal	01 Mei 2021
Waktu	10:23:04 WIB
Referensi	
Bank Tujuan	000
Rekening Tujuan	4444 0001
Rekening	4444 0001
Rekening	4444 0001
Saldo	4.000.000,00
Fee	0,00
Total	4.000.000,00
Saldo	4.000.000,00

IMG-20210407-WA0015 PAYMENT.jpg
38K

Rahmat Hidayat <mr.rahmat@gmail.com>
Reply-To: mr.rahmat@gmail.com
To: Mr Agus Haryanto <agus.haryanto@fp.unila.ac.id>

Sat, May 1, 2021 at 4:56 PM

Well received with thanks.

[Quoted text hidden]

AGUS HARYANTO <agus.haryanto@fp.unila.ac.id>
Reply-To: agus.haryanto@fp.unila.ac.id
To: striyono2001 <striyono2001@yahoo.com>

Fri, Apr 8, 2022 at 2:40 PM

[Quoted text hidden]

RESPONSES TO THE REVIEWER COMMENTS:

EDITOR Comments:

Comments	Action
Please update your abstract into 220-250 words	Abstract has been updated with 248 words
Reference 70% in (2017-2020) from journal indexed by Scopus.	References have been updated with most are Scopus indexed and from 2017-2020
Citation and Reference in Paper must using Mendeley with IEEE Style.	Citation has been updated following IEEE style.

REVIEWER A Comments:

Comments	Action
This paper already has novelty and good contributions according to research objectives. Abstract is good and already describes the objectives, methods and research results well.	Thank you for the very motivating comments
In the introductory section, updated research has been seen related to the description of relevant research. However, the Introduction is still not effective, it is enough only 4-5 paragraphs containing background, gap analysis and research updates and research objectives.	Introduction has been updated according the reviewer's notes.
The method is good, but still needs to be improved by adding a flow chart so that the stages of the research are seen properly and systematically.	Flow chart is added
Making tables is not good, correct them according to the 2021 template.	Table has been recreated according to the 2021 template
The conclusions are good and in accordance with the objectives of the research you are doing.	Thank you for the very motivating comments

Leave this box blank
Please submit online <http://www.insightsociety.org/ojaseit/index.php/ijaseit> in DOC file
Editor will not receive submission by email
Please be sure to check for spelling and grammar before submitting your paper.

Utilization of Wastewater from Catfish Pond to Culture *Azolla microphylla*

Sugeng Triyono¹, Aprian Mandala Putra¹, Mohammad Amin¹, Agus Haryanto^{1,#}

¹Agricultural Engineering Department, Faculty of Agriculture, The University of Lampung, Soemantri Brojonegoro Rd #1, Bandar Lampung, 35145 Indonesia.

E-mail: striyono2001@yahoo.com

E-mail: striyono2001@yahoo.com

*Corresponding author: Agus Haryanto

E-mail: agus.haryanto@fp.unila.ac.id

Abstract— In order to maintain pond water quality, large amount of wastewater is flashed which pollutes environment and its odor annoys nearby residents. This wastewater is potential for growing *Azolla microphylla*, a valuable floating fern for feed. The objective of this research is to observe the effect of water replacing period and mechanical aeration on the growth of *A. microphylla* and quality of the wastewater. A 20-gram of *A. microphylla* biomass was inoculated in a plastic-layered wooden box (50×30×20cm) filled with catfish pond wastewater, and then designed treatments was applied for a 12 day experiment. The experimental used a completely randomized design with two factorial arrangement. First factor was period of water replacement consisted of four levels: no replacement (E0), once in 2 days (E1), once in 4 days (E2), and once in 6 days (E3). Second factor was mechanical aeration consisted of three levels: no mechanical aeration (A0), 12-hour aeration (A1), and 24-hour aeration (A2). Parameters to be observed were production of *Azolla* biomass and water quality (temperature, pH, turbidity, and ammonium). Data set was analyzed using ANOVA followed by LSD multiple comparisons. Results revealed that interaction of the water replacing periods and the mechanical aeration significantly affected water quality (temperature, pH, turbidity, ammonium), but was not significant for the yield of *A. microphylla* biomass. The factor of water replacing period alone significantly affected the growth of *A. microphylla*. The E2 treatment was found to be the most promising option, with biomass yield of 804 g/m² within a 12-day of cultivation.

Keywords—*Azolla microphylla*; growth rate; wastewater; doubling time; ammonium; biomass yield.

Introduction

Catfish is an important product of fresh water aquaculture in some areas of Indonesia. The fish provides people a source of protein with fairly low price. Catfish can be easily cultured even in a small pond with a high density fish [1] that a lot of catfish ponds are frequently developed in some locations closed to residential areas. Unfortunately, its odorous pond water often annoys nearby residents. It is because catfish eats a lot, but only 25.5% of organic matter, 26.8% of nitrogen and 30.1% of phosphorus are converted into biomass while most portion of the feed is excreted as waste in pond water [2]. When pond water needs to be flushed and replaced with fresh water, discharging of the pond wastewater certainly pollutes environment [3]. Environmental and socioeconomic problems of Indonesian aquaculture are foreseen more complicated in the future if no proper technology is applied [7]. Some aquatic plant systems such as water hyacinth [8], duckweed, and *Azolla* [9], [10] are reported to treat wastewaters effectively.

Utilization of *Azolla* for reclaiming catfish pond wastewater may offer a promising solution to the problem of the catfish pond wastewater management. *Azolla* is a free floating fern which can be grouped into two sub-genera, *Euazolla* and *Rhizosperma* [11]. *Euazolla* is characterized by the presence of three megaspore floats and consists of *A. caroliniana*, *A. filiculoides*, *A. mexicana*, *A. microphylla* and *A. rubra*. *Rhizosperma* consists of *A. pinnata* and *A. nilotica* possessing floats in the megaspore apparatus [12]. *Azolla* contains crude protein of 25.78% and ash of 5.76% [13]. *Azolla* has been cultured for some different purposes such as biofertilizer [12], [14]–[17], fish meals [18]–[20], feed for chicken [13], [21], [22], cattle feed [23], goat feed [24], [25], pig feed [26], biogas substrate [27], [28], biofuel feedstock [10], [29]–[32], wastewater remediation [33]–[38], CO₂ sequestration [39], and CH₄ emission reduction in paddy field [40]. Recently, *Azolla* is also used as biofilter for recirculating aquaculture system [41], [42].

Pond wastewater contains nutrients especially nitrogen and phosphorous derived from leftover feed, feces, and urine of fish. At least two advantages can be gained if catfish pond wastewater is used for growing *Azolla*. First, *Azolla* functions as phytoremediation that can improve pond water quality to better levels, hence preventing environmental pollution, reduced flashing water, and improving fish health if the reclaimed wastewater has to be recycled to the fish ponds. Second, biomass of *Azolla* can be utilized for animal or fish feeds, thus reducing cost of feeds [43]. **Integrated** fish-*Azolla* or rice-*Azolla* farming systems are generally practiced in a single area. *Azolla* mat covers the surfaces where the fish or rice is grown. Research showed that the *Azolla* cover improved water quality parameters, lowering pH and ammonia volatilization in rice field, hence increasing nitrogen recovery [44]. Other research on tilapia-*Azolla* aquaculture system also showed that nitrate, ammonium, phosphate decreased [45]. Unfortunately, dissolved oxygen also dropped to an anoxic level (less than 2 mg/L) which could hamper the fish health [46]. The drop of dissolved oxygen (DO) is caused by photosynthetic micro-phytoplankton could not compete for light with *Azolla* which covers the pond surfaces, and died. Further, in that research, the weight gain of tilapia decreased and it could be associated with the low DO effect, because of adverse effect of the *Azolla* cover. It was found that optimum surface cover (based on the fish yield) by *Azolla* was 30% of the total pond surface [45]. Based on the *Azolla* biomass, however, this meant that 70% of *Azolla* biomass potential was lost.

If a fish-*Azolla* aquaculture system was constructed in separated ponds, both fish and *Azolla* biomass gains could be probably maximized. *Azolla* cultivation using catfish

pond wastewater in separated pond systems has not been reported. In order to develop the potential of this system, parameters such as hydraulic loading rate have to be researched. *Azolla* may be stress or even die, if loading rate was too high because catfish pond wastewater contains high concentrations particularly for ammonia. In contrast, *Azolla* will grow under suboptimal if the nutrient is not enough because of too low loading rate. In order to determine proper hydraulic loading rate, this research was conducted. This research aims to investigate the effects of catfish pond wastewater replacing periods (mimicking continuous hydraulic loading rates) and mechanical aerations in a batch system, on the growth of *A. microphylla* and catfish pond wastewater quality improvement. Effect of mechanical aeration is also evaluated in that dissolved oxygen underneath of *Azolla* mat has been known very low [45].

I. MATERIAL AND METHOD

A. Preparation

Thirty six plastic-lined wooden boxes each sizing 50×30cm² and 20cm depth were prepared and placed in a plastic house, as presented in Figure 1. Catfish pond wastewater taken from a nearby catfish growing pond whose fingerling size of fish (about 2-month old) was use as it was. Every box was filled with 15 L (depth of around 10cm) of catfish pond wastewater. Twenty gram (equivalent to density of 133.33 g/m²) *A. microphylla* from an available source was cultured in each box with corresponding treatment. *Azolla* biomass was maintained until the harvesting time at day 12.

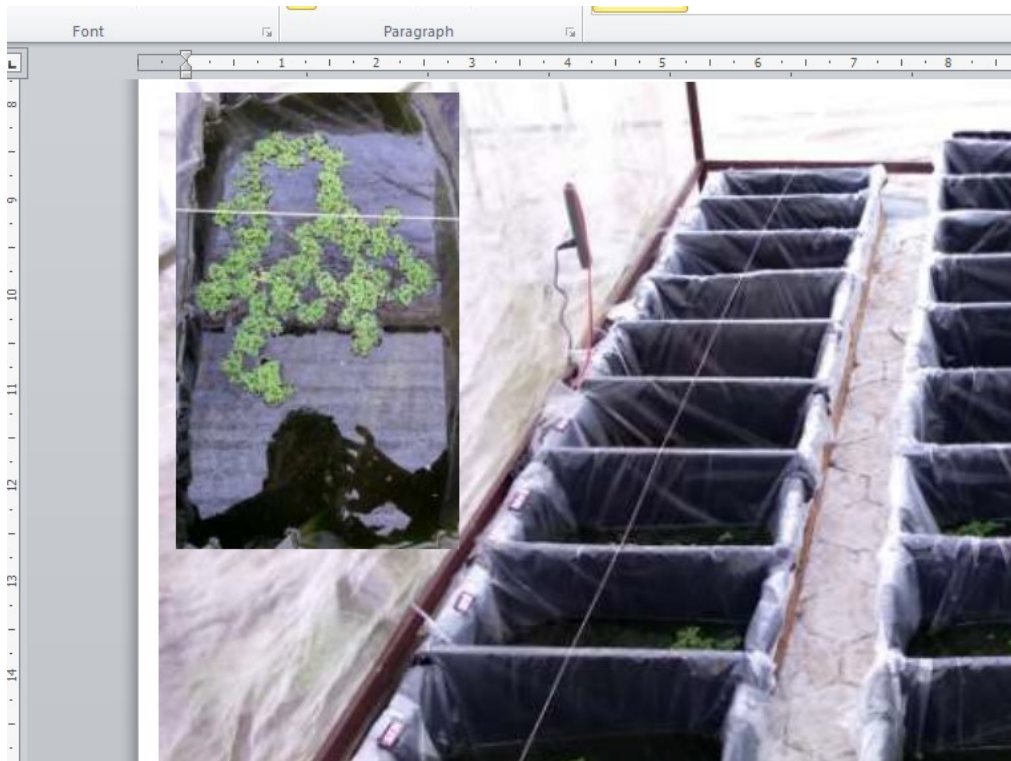


Figure 1. Experiment lay out of *Azolla* cultivation with 20 grams seed for each box

B. Treatment and Experimental Design

The experiment was conducted using Completely Randomized Design with two factorial arrangement (CRD)

two-factor). Each box mentioned above was used as the experimental unit. All treatments combined 2 factors, namely water replacing periods (E) and mechanical aeration duration (A). The first factor consisted of 4 levels, namely: no water replacement in 12 days (E0) which equivalent to once replacement in 12 days, once replacement in 2 days (E1), once in 4 days (E2), and once in 6 days (E3). Water replacing was carried out by draining the water in the boxes, and replaced with fresh wastewater at the corresponding treatment of time period. The second factor consisted of 3 levels, namely no aeration (A0), 12-hour aeration (A1), and 24-hour aeration (A2). Mechanical aeration was carried out by using small air diffusers. Each treatment combination was conducted in triplicates, totaling of 36 experimental units.

C. Measurement and Data Analysis

Measurement was conducted on water quality and Azolla growth. Parameters corresponding to water quality involved water temperature, pH, turbidity, and ammonium. The first three parameters were measured daily at 7.00 a.m using thermometer, pH meter and turbidity meter, respectively. Ammonium content in the water was analyzed using Nessler reagent and followed by spectroscopy. The analysis was performed on fresh wastewater at initial filling and every replacement time as well on used wastewater just before water replacement.

Parameter correlating to *A. microphylla* involved the biomass yield, biomass growth rate, and biomass doubling time (gravimetric method). Observation was started from the beginning when *A. microphylla* was inoculated and terminated after 12-day of cultivation. Azolla biomass was observed every three days by taking the biomass from the box, draining, and weighing it. The development index of Azolla was measured by biomass weight, *RGR* (relative growth rate) and *DT* (doubling time) calculated as the following [47], [48].

$$RGR = \ln(W_t/W_0)/t \quad (1)$$

$$DT = \ln(2)/RGR \quad (2)$$

where W_0 and W_t are, respectively, the fresh weight of Azolla at zero time (weight of inoculum) and at elapsed time t (in days). The unit of *RGR* is expressed in $g \cdot g^{-1} \cdot d^{-1}$. The collected data set was analyzed by using Analysis of Variance (ANOVA), and then followed by using Least Significant Difference (LSD) multiple comparisons.

II. RESULTS AND DISCUSSION

A. Water Temperature

The average daily water temperature ranged from 26.0 to 30.0°C with average of 28.18°C. The water temperature was little low because the data set was collected in the morning. Before and just after noon, the water temperature was increasing to about 33°C which is normal for tropical locations. Though the interaction between water replacing period and mechanical aeration significantly influenced daily average temperature, the differences were too small. Within this range of temperature, growth of *A. microphylla* should not be adversely affected by the existing water temperature, because it is tolerant with tropical temperature [49].

Effect of interaction between water replacing period and mechanical aeration duration on the water temperature at day 12th was significant at 5% level (Figure 2). Figure 2 suggests that in general more aeration duration has resulted in the decreasing water temperature. With 24 hour aeration, water temperature could be maintained stable even for boxes without water replacement treatment. This phenomenon is unsurprising because the air bubble diffused into the water took the heat out of water. Figure 2 suggested that for more frequent water replacement or shorter water replacement period (2 and 4 days), aeration may not be needed because water temperatures were not significantly different. But for less frequent or longer water replacement (12 day), 24 hour aeration was needed because water temperature tended to increase.

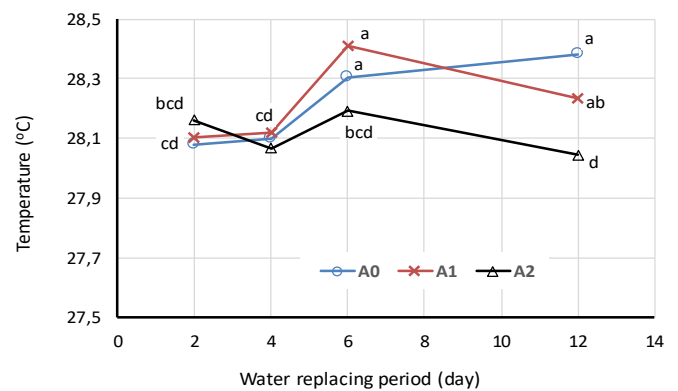


Fig. 2 Effect of water replacing period and aeration duration on water temperature at day 12th. (Values followed by common letters indicate no difference at 5%).

B. Water pH

Water acidity or pH was monitored daily at the same time as the water temperature measurement. Initially, wastewater from catfish pond has almost neutral pH, namely 7.5. All the experimental units showed the water pH increased so that become slightly basic (ranging from 7.71 to 8.60) but it should not be harmful to Azolla yet, because Azolla can survive within a wide pH range of 3.5-10 (Hasan and Chakrabarti, 2009). The daily pH values were fairly stable, though little fluctuations were still visible.

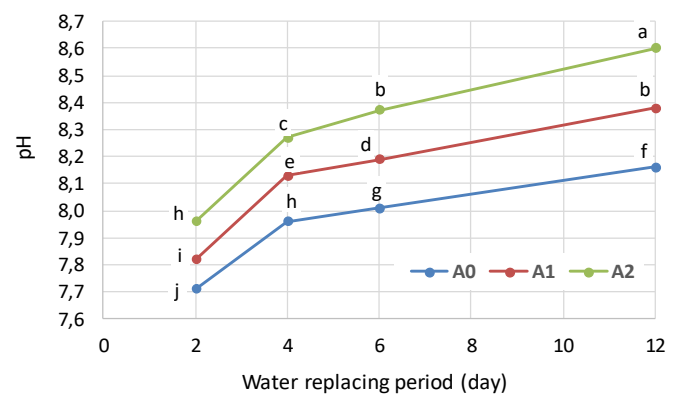


Fig. 3 Effect of water replacing period and aeration duration on the average pH. (Values followed by common letters are not statistically different at 5%).

Effect of interaction between water replacing period and mechanical aeration duration on the average pH value was

significant at 5% level. Figure 3 indicated that extending water replacing period increased water pH, and the same situation happened for aeration duration. But when water was replaced more frequently (once in 2-day), the effect of aeration duration on the increase of pH was not as much as on longer water replacing period (12-day or no replacement during 12-day cultivation).

C. Water Turbidity

Turbidity is caused by soluble organic solids in pond wastewater. Turbidity of fresh pond wastewater was 178 NTU on the average. The value decreased to 95-140 NTU when the water was replaced once in 2 days (E1), and to around 25-55 NTU for replacing period of 4 days (E2), and further decreased to around 20 NTU with longer replacing periods. At every end of designed water replacement period, the water was replaced with fresh pond wastewater and turbidity turned back to the initial level. Final turbidity at every time before wastewater replacement was presented on Figure 4. Effect of interaction between water replacing period and mechanical aeration duration on wastewater turbidity was significant at 1% level. Figure 4 also suggested that extending water replacement period from 2 to 4 days dropped water turbidity, and level off (21 NTU) at longer period (6 and 12 day water replacement period). Even with no aeration, turbidity dropped from 140 NTU (2 day replacing period) to 55 NTU (4 day replacing period). For 2 day water replacement period, 12 hour aeration was not needed because turbidity was not significantly different from that with no aeration. Likewise for 4 day water replacement period, 24 hour aeration was not needed because turbidity was not significantly different from that with 12 hour aeration. Overall, 6 and 12 day water replacement periods may be not needed because turbidity already leveled off at about 21 NTU either with or without additional mechanical aeration. However, for aquaculture purposes, acceptable turbidity was less than 25 NTU, meaning that the treatments of 4-day water replacing period with aeration, or less frequent water replacement will be better methods if Azolla culture system was incorporated with aquaculture [50].

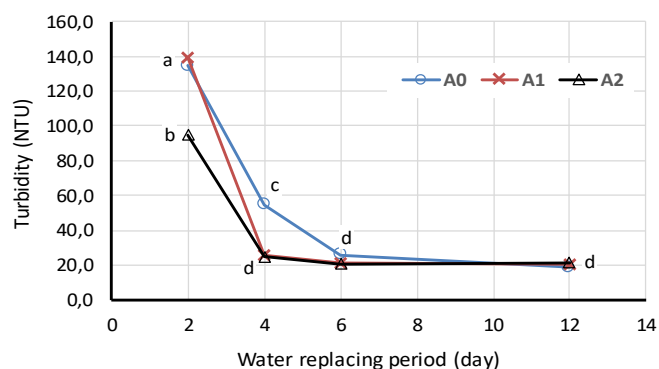


Fig. 4 Effect of water replacing period and aeration duration on pond wastewater turbidity. (Values followed by common letters mean no difference at 5% level)

D. Ammonium Content

Fresh pond wastewater initially had high ammonium content (about 178-180 mg/L on the average), and then dropped to certain levels within 2, 4, 6, 12 day periods of

time. Based on statistical analyzes, effects of interaction between mechanical aeration duration and water replacing period on pond wastewater ammonium content was significant at 5% level. Water replacement period alone significantly affected ammonium content at 1% level, while aeration duration did not.

Extending wastewater replacing periods from 2 to 4 days was not so effective. But extending water replacing period from 4 to 6 or 12 days was very effective, in that ammonium dropped from 16.25 mg/L to 4.94 mg/L on the average (Figure 5). Insignificant effect of aeration on ammonium concentration could be attributed to the shallow water depth used in this experiment (only about 10 cm). The shallow water depth was favorable for ammonia volatilization. The important thing is to determine optimal ammonium concentration which is enough for *A. microphylla* growth, yet not odorous.

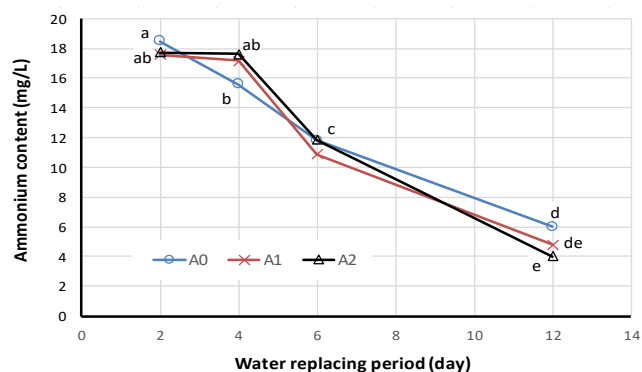


Fig. 5 Effect of water replacing period and aeration duration on ammonium level at day 12th. (Values followed by common letters mean no difference at 5% level)

E. Azolla Biomass

Figure 6 shows the condition of Azolla biomass on the 12th day just before harvesting. From the figure it is clear that boxes with water replacement once in 2- or 4-day produce Azolla biomass with higher density as compared to those with longer water replacement periods (6- and 12-day). At the harvest time, treatment of water replacing period significantly affected the *A. microphylla* biomass yield at level of 5%, while mechanical aeration did not (Table 1).

Table 1 presents biomass fresh weight (FW) along with relative growth rate (RGR) and doubling time (DT) of *A. microphylla* during 12 days culture observed every 3-day. Treatments of 2- and 4-day water replacing periods (E1 and E2) showed an excellent effect on the growth of *A. microphylla* with a consistent growing till the harvest time at the 12th day. From 20 g (133.33 g/m²) biomass initially put on the culture, *A. microphylla* was growing up to 117.45 g (782.96 g/m² or 7.83 t/ha) when the water was replaced once in 2 days, and to 120.67 g (804.45 g/m² or 8.04 t/ha) when the water was replaced once in 4 days. This yield is comparable to the production of *A. pinnata* and *A. carolinina* biomass, about 9.7 t/ha, which is planted as dual crop alongwith rice paddy and with fertilizer application of 20



E0A0



E0A1



E0A2



E1A0



E1A1



E1A2



E2A0



E2A1



E2A2



E3A0



E3A1



E3A2

Fig. 4 Azolla population from different treatments at day 12.

TABLE I
EFFECT OF WATER REPLACING PERIOD ON BIOMASS FRESH WEIGHT (FW), RELATIVE GROWTH RATE (RGR), AND DOUBLING TIME (DT) OF AZOLLA

	Day-3			Day-6			Day-9			Day-12		
	FW (g)	RGR (g.g ⁻¹ .d ⁻¹)	DT (d)	FW (g)	RGR (g.g ⁻¹ .d ⁻¹)	DT (d)	FW (g)	RGR (g.g ⁻¹ .d ⁻¹)	DT (d)	FW (g)	RGR (g.g ⁻¹ .d ⁻¹)	DT (d)
E1	171.2 (a)	0.083 (a)	8.48 (a)	341.4 (a)	0.157 (a)	4.43 (b)	484.4 (b)	0.143 (b)	4.84 (b)	782.7 (b)	0.148 (b)	4.70 (c)
E2	178.5 (a)	0.097 (a)	7.22 (a)	319.3 (b)	0.149 (b)	4.66 (a)	496.3 (a)	0.146 (a)	4.75 (c)	804.5 (a)	0.150 (a)	4.63 (d)
E3	175.6 (a)	0.092 (a)	7.59 (a)	319.3 (b)	0.148 (b)	4.70 (a)	229.4 (c)	0.060 (c)	11.56 (a)	292.6 (c)	0.065 (c)	10.60 (b)
E12= E0	174.1 (a)	0.089 (a)	7.95 (a)	308.9 (b)	0.143 (b)	4.84 (a)	232.6 (c)	0.062 (c)	11.34 (a)	188.9 (d)	0.029 (d)	24.82 (a)

Note: values followed by common letters at the same column indicate no difference at 1% level (P<0.01)

TABLE III
COMPARISON OF RELATIVE GROWTH RATE (RGR) AND DOUBLING TIME (DT) OF AZOLLA

RGR (g.g ⁻¹ .d ⁻¹)	DT (d)	Culture condition	References
0.148	4.70	Catfish wastewater pond, water was replaced once in two days. Cultivation in plastic house for 12 day.	This work
0.150	4.63	Catfish wastewater pond, water was replaced once in four days. The max RGR is observed at day 6 th . The DT is calculated during 12 day cultivation in plastic house.	This work
0.130	5.4	Cultured in polyhouse for 14 days at 30±2°C	[47]
0.162-0.214	3.24-4.28	Nitrogen fertilizer application of ammonium sulphate and Urea each corresponds to 40 kg N/ha. RGR is highest without fertilizer and lowest with Urea. DT was calculated by Eq. (2).	[51]
0.231-0.252	2.75-3.00	Four isolates of <i>A. microphylla</i> were dual-cultured with rice at 10 days after rice transplanting with a rate of 500 kg/ha. The RGR was estimated from chart at day 20, and DT was calculated by Eq. (2).	[52]
0.129-0.153	4.52-6.58	Inoculation rate 50 to 200 g/m ² . RGR is highest at 50 g/m ² inoculation rate with DT 4.52. DT is not statistically different at that inoculation rate range.	[17]
0.042	16.43	<i>Azolla pinnata</i> cultivated with different types of water in zippered PE plastic bag for four weeks. The values are calculated from data observed at week two for <i>Azolla</i> cultivated in distilled water.	[53]
0.173	4.00	Ten grams <i>A. pinnata</i> were cultivated in a greenhouse using plastic pots filled with 1 kg soil and 3 liters tap water for 25 days. The values are calculated from data observed at day 15.	[54]

kg/ha [55]. *Azolla* nourished nutrients primarily nitrogen from water, in the forms of ammonium and nitrate. When nitrogen concentration was sufficient, *A. microphylla* could grow normally. Ammonium concentrations were around 16.51 mg/L and 16.25 mg/L for the water replacement of 2- and 4-day. When the water was replaced at any longer periods of time, such as 6-day, the nitrogen concentration depleted and the growth of *A. microphylla* was hampered or even some parts of biomass decreased because of death. With longer water replacement (6- and 12-day), *Azolla*'s life was started to be suppressed after the 6th day, and did not develop anymore (Figure 6).

Table 1 shows the relative growth rate (RGR) of *Azolla* biomass at 3-daily observation intervals. In the first 3-day interval, it was seen that the difference in growth rate due to the influence of the water replacement period was not significant at a value of around 0.083-0.097 g.g⁻¹.d⁻¹. The condition of the water medium is still the same except the box with a water replacement period of once in 2 days. In addition, *Azolla* seeds may still be in the adjustment period so that the E1 box where water has been replaced at the day before still has not had a significant effect. On the observation of day 6th, the growth increased to around 0.191-0.199 g.g⁻¹.d⁻¹ and did not differ for the 4-, 6- and 12-day

water replacement periods. The difference occurred at the water replacement of 4-day with RGR 0.230 g.g⁻¹.d⁻¹. At the observation of the 9th day, the effect of the water replacement period began to look very prominent where the box with longer water replacement periods (6- and 12-day) experienced negative growth, while the box with the water replacement period 2- and 4-day showed a good growth rate until the day to 12 (the last day of *Azolla* cultivation). Nordiah et al. (2012) also reported a similar pattern of *Azolla* growth with high rate in the first week (9.37 ± 1.95%), and then decrease. According to reference [48] *Azolla* can grow rapidly with RGR up to 0.350 g.g⁻¹.d⁻¹. Whereas, reference [51] reported a growth rate of 0.162 to 0.214 g.g⁻¹.d⁻¹ with the highest value for *Azolla* cultivated without fertilizer addition. Table 2 compared our result on the RGR and DT of *Azolla* with published works.

III. CONCLUSIONS

Based on the above discussions, one important conclusion is that *A. microphylla* can be cultured by using catfish pond wastewater. Interaction of the water replacing periods and the mechanical aeration significantly affects water quality (temperature, pH, turbidity, ammonium), but is not significant for the yield of *A. microphylla* biomass. The

factor of water replacing period alone significantly affected the growth of *A. microphylla*. The optimum growth of *A. microphylla* was found when the wastewater was replaced once in 4 days (E2 treatment) with relative growth rate of 0.150 g.g⁻¹.d⁻¹, biomass yield of 804 g/m², and doubling time 4.63 day within a 12-day of cultivation. This option would maintain fish pond water with fairly good quality (pH 8.12, turbidity 35 NTU, and ammonium 16.25 mg/L). Mechanical aeration significantly affected some water quality parameters (temperature, turbidity and pH), but did not significantly affect the *A. microphylla* growth.

REFERENCES

- [1] J. A. Hargreaves and C. S. Tucker, "Defining loading limits of static ponds for catfish aquaculture," *Aquac. Eng.*, vol. 28, no. 1–2, pp. 47–63, Jun. 2003, doi: 10.1016/S0144-8609(03)00023-2.
- [2] C. E. Boyd, "Chemical budgets for channel catfish ponds," *Trans. Am. Fish. Soc.*, vol. 114, no. 2, pp. 291–298, 1985.
- [3] T. P. Cathcart, C. L. Wax, J. W. Pote, and S. Triyono, "A climatological basis for conserving groundwater and reducing overflow in aquaculture ponds in the Southeast United States," *Aquac. Eng.*, vol. 36, no. 3, pp. 225–232, 2007, doi: 10.1016/j.aquaeng.2006.11.003.
- [4] N. B. Irwin, E. G. Irwin, J. F. Martin, and P. Aracena, "Constructed wetlands for water quality improvements: Benefit transfer analysis from Ohio," *J. Environ. Manage.*, vol. 206, pp. 1063–1071, Jan. 2018, doi: 10.1016/j.jenvman.2017.10.050.
- [5] Y. Yang, Y. Zhao, R. Liu, and D. Morgan, "Global development of various emerged substrates utilized in constructed wetlands," *Bioresour. Technol.*, vol. 261, pp. 441–452, Aug. 2018, doi: 10.1016/j.biortech.2018.03.085.
- [6] J. Duan, S. He, Y. Feng, Y. Yu, L. Xue, and L. Yang, "Floating ryegrass mat for the treatment of low-pollution wastewater," *Ecol. Eng.*, vol. 108, pp. 172–178, Nov. 2017, doi: 10.1016/j.ecoleng.2017.07.036.
- [7] P. J. G. Henriksson *et al.*, "Indonesian aquaculture futures – Evaluating environmental and socioeconomic potentials and limitations," *J. Clean. Prod.*, vol. 162, pp. 1482–1490, Sep. 2017, doi: 10.1016/j.jclepro.2017.06.133.
- [8] A. Haryanto, S. Triyono, and P. M. Siska, "Use of Water Hyacinth (*Eichhornia crassipes*) to Treat Biogas Effluent of A Tapioca Industry Wastewater Treatment System," *Agric. Eng. Int. CIGR J.*, vol. Accepted, 2020.
- [9] Y. Zimmels, F. Kirzhner, and S. Roitman, "Use of Naturally Growing Aquatic Plants for Wastewater Purification," *Water Environ. Res.*, vol. 76, no. 3, pp. 220–230, May 2004, doi: 10.2175/106143004X141762.
- [10] N. Muradov *et al.*, "Dual application of duckweed and azolla plants for wastewater treatment and renewable fuels and petrochemicals production," *Biotechnol. Biofuels*, vol. 7, no. 1, p. 30, 2014, doi: 10.1186/1754-6834-7-30.
- [11] M. R. Hasan and R. Chakrabarti, *Use of algae and aquatic macrophytes as feed in small-scale aquaculture – A review*. Rome: Food and Agriculture Organization (FAO) of the United Nations, 2009.
- [12] B. S. Ripley, L. N. Kiguli, N. P. Barker, and J. U. Grobbelaar, "Azolla filiculoides as a biofertiliser of wheat under dry-land soil conditions," *South Afr. J. Bot.*, vol. 69, no. 3, pp. 295–300, Oct. 2003, doi: 10.1016/S0254-6299(15)30317-3.
- [13] B. Basak, Md. A. H. Pramanik, M. S. Rahman, S. U. Tarafdar, and B. C. Roy, "Azolla (*Azolla pinnata*) as a feed ingredient in Broiler ration," *Int. J. Poult. Sci.*, vol. 1, no. 123, pp. 29–34, Dec. 2002, doi: 10.3923/ijps.2002.29.34.
- [14] D. Altai, A. Alhasany, A. Noaema, W. Idan, and I. Al-Farhan, "Effectiveness of Azolla Extract In Reducing Use of Mineral Fertilizers (NPK) and Increasing Productivity of Wheat under New Reclaimed Soils," *J. Plant Prod.*, vol. 10, no. 10, pp. 859–866, Oct. 2019, doi: 10.21608/jpp.2019.62503.
- [15] S. Bocchi and A. Malgioglio, "Azolla-Anabaena as a biofertilizer for rice paddy fields in the Po Valley, a temperate rice area in Northern Italy," *Int. J. Agron.*, vol. 2010, pp. 1–5, 2010, doi: 10.1155/2010/152158.
- [16] F. Carrapiço, "The Azolla-Anabaena-Bacteria Association: A Case of Symbiotic Abduction?," in *Algal and Cyanobacteria Symbioses*, WORLD SCIENTIFIC (EUROPE), 2017, pp. 329–345.
- [17] D. P. Widiastuti, "Azolla Biofertilizer Growth and Utilization for Vegetable Production," Dissertation, Colorado State University, Fort Collins, Colorado, 2017.
- [18] E. D. Fiogbe, J.-C. Micha, and C. Van Hove, "Use of a natural aquatic fern, Azolla microphylla, as a main component in food for the omnivorous-phytoplanktonophagous tilapia, Oreochromis niloticus L.," *J. Appl. Ichthyol.*, vol. 20, no. 6, pp. 517–520, Dec. 2004, doi: 10.1111/j.1439-0426.2004.00562.x.
- [19] S. Radhakrishnan, P. Saravana Bhavan, C. Seenivasan, R. Shanthi, and T. Muralisankar, "Replacement of fishmeal with *Spirulina platensis*, *Chlorella vulgaris* and *Azolla pinnata* on non-enzymatic and enzymatic antioxidant activities of *Macrobrachium rosenbergii*," *J. Basic Appl. Zool.*, vol. 67, no. 2, pp. 25–33, Mar. 2014, doi: 10.1016/j.jobaz.2013.12.003.
- [20] I. Oktavianawati *et al.*, "Effects of feeding diets containing *Azolla pinnata* and probiotic on the growth and nutritional content of Patin fish (*Pangasius djambal*)," *Agric. Agric. Sci. Procedia*, vol. 9, pp. 403–410, 2016, doi: 10.1016/j.aaspro.2016.02.156.
- [21] D. B. Mishra *et al.*, "Effect of feeding different levels of Azolla pinnata on blood biochemicals, hematology and immunocompetence traits of Chabro chicken," *Vet. World*, vol. 9, no. 2, pp. 192–198, Feb. 2016, doi: 10.14202/vetworld.2016.192-198.
- [22] M. A. Islam and M. Nishibori, "Use of multivitamin, acidifier and Azolla in the diet of broiler chickens," *Asian-Australas. J. Anim. Sci.*, vol. 30, no. 5, pp. 683–689, Aug. 2016, doi: 10.5713/ajas.16.0395.
- [23] A. Chatterjee, P. Sharma, M. K. Ghosh, M. Mandal, and P. K. Roy, "Utilization of *Azolla microphylla* as feed supplement for Crossbred cattle," *Int. J. Agric. Food Sci. Technol.*, vol. 4, no. 3, pp. 207–214, 2013.
- [24] S. S. Ghodake, A. P. Fernandes, R. V. Darade, and B. G. Zagade, "Effect of different levels of Azolla meal on growth performance of Osmanabadi kids," *Res. J. Anim. Husb. Dairy Sci.*, vol. 3, no. 1, pp. 13–16, 2012.
- [25] S. Sihag, Z. S. Sihag, S. Kumar, and N. Singh, "Affect of feeding azolla (*Azolla pinnata*) based total mixed ration on growth performance and nutrients utilization in goats," *Forage Res*, vol. 43, no. 4, pp. 314–318, 2018.
- [26] K. S. Saini, B. Roy, G. P. Lakhani, A. K. Jain, and S. Ghosh, "Effect Azola (*Azolla pinnata*) Feeding on Growth Performance and Carcass Traits of Crossbred Pigs," *Int. J. Curr. Microbiol. Appl. Sci.*, vol. 7, no. 06, pp. 3813–3816, Jun. 2018, doi: 10.20546/ijcmas.2018.706.448.
- [27] S. K. Jain, G. S. Gujral, N. K. Jha, and P. Vasudevan, "Production of biogas from *Azolla pinnata* R.Br and *Lemna minor* L.: Effect of heavy metal contamination," *Bioresour. Technol.*, vol. 41, no. 3, pp. 273–277, Jan. 1992, doi: 10.1016/0960-8524(92)90013-N.
- [28] V. Kumar, P. Kumar, P. Kumar, and J. Singh, "Anaerobic digestion of Azolla pinnata biomass grown in integrated industrial effluent for enhanced biogas production and COD reduction: Optimization and kinetics studies," *Environ. Technol. Innov.*, vol. 17, p. 100627, Feb. 2020, doi: 10.1016/j.eti.2020.100627.
- [29] A. Salehzadeh, A. Naeemi, and A. Arasteh, "Biodiesel Production from *Azolla filiculoides* (Water Fern)," *Trop. J. Pharm. Res.*, vol. 13, no. 6, p. 957, Sep. 2014, doi: 10.4314/tjpr.v13i6.19.
- [30] P. Brouwer, A. van der Werf, H. Schlupepman, G.-J. Reichart, and K. G. J. Nierop, "Lipid yield and composition of *Azolla filiculoides* and the Implications for biodiesel production," *BioEnergy Res.*, vol. 9, no. 1, pp. 369–377, Mar. 2016, doi: 10.1007/s12155-015-9665-3.
- [31] A. F. Miranda *et al.*, "Aquatic plant Azolla as the universal feedstock for biofuel production," *Biotechnol. Biofuels*, vol. 9, no. 1, p. 221, Dec. 2016, doi: 10.1186/s13068-016-0628-5.
- [32] S. M. Pirbazari, O. Norouzi, K. Kohansal, and A. Tavasoli, "Experimental studies on high-quality bio-oil production via pyrolysis of Azolla by the use of a three metallic/modified pyrochar catalyst," *Bioresour. Technol.*, vol. 291, p. 121802, Nov. 2019, doi: 10.1016/j.biortech.2019.121802.
- [33] C. Forni, M. A. Nicolai, and M. G. D'Egidio, "Potential of the small aquatic plants Azolla and Lemna for nitrogenous compounds removal from wastewater," *Trans. Ecol. Environ.*, vol. 49, pp. 315–324, 2001.
- [34] P. K. Rai, "Wastewater management through biomass of *Azolla pinnata*: An eco-sustainable approach," *Ambio*, vol. 36, no. 5, pp. 426–428, 2007.

- [35] C. M. Noorjahan and S. Jamuna, "Biodegradation of Sewage Waste Water Using Azolla Microphylla and Its Reuse for Aquaculture of Fish Tilapia Mossambica," *J. Environ. Sci. Toxicol. Food Technol.*, vol. 9, no. 3, pp. 75–80, 2015.
- [36] A. Golzary, O. Tavakoli, Y. Rezaei, and A. Karbassi, "Wastewater Treatment by Azolla Filiculoides: A Study on Color, Odor, COD, Nitrate, and Phosphate Removal," *Pollution*, vol. 4, no. 1, Jan. 2018, doi: 10.22059/poll.2017.236692.290.
- [37] M. P. Gomes, J. C. M. de Brito, M. M. L. Carvalho Carneiro, M. R. Ribeiro da Cunha, Q. S. Garcia, and C. C. Figueredo, "Responses of the nitrogen-fixing aquatic fern Azolla to water contaminated with ciprofloxacin: Impacts on biofertilization," *Environ. Pollut.*, vol. 232, pp. 293–299, Jan. 2018, doi: 10.1016/j.envpol.2017.09.054.
- [38] S. Ali *et al.*, "Application of Floating Aquatic Plants in Phytoremediation of Heavy Metals Polluted Water: A Review," *Sustainability*, vol. 12, no. 5, p. 1927, Mar. 2020, doi: 10.3390/su12051927.
- [39] M. Kaur, M. Kumar, S. Sachdeva, and S. K. Puri, "Aquatic weeds as the next generation feedstock for sustainable bioenergy production," *Bioresour. Technol.*, vol. 251, pp. 390–402, Mar. 2018, doi: 10.1016/j.biortech.2017.11.082.
- [40] J. Liu, H. Xu, Y. Jiang, K. Zhang, Y. Hu, and Z. Zeng, "Methane Emissions and Microbial Communities as Influenced by Dual Cropping of Azolla along with Early Rice," *Sci. Rep.*, vol. 7, no. 1, p. 40635, Feb. 2017, doi: 10.1038/srep40635.
- [41] H. Handajani, "Optimization of Nitrogen and Phosphorus in Azolla Growth as Biofertilizer," *Makara J. Technol.*, vol. 15, no. 2, pp. 142–146, 2011.
- [42] S. Sumoharjo, M. Ma'Ruf, and I. Budiarto, "Biomass production of Azolla microphylla as biofilter in a recirculating aquaculture system," *Asian J. Agric.*, vol. 2, no. 01, pp. 14–19, Jun. 2018, doi: 10.13057/asianjagric/g020103.
- [43] W. Raja, W. Rathaur, S. A. John, and P. P. Ramteke, "Azolla: An aquatic pteridophyte with great potential," *Int. J. Res. Biol. Sci.*, vol. 2, no. 2, pp. 68–72, 2012.
- [44] M. A. R. de Macale and P. L. G. Vlek, "The role of Azolla cover in improving the nitrogen use efficiency of lowland rice," *Plant Soil*, vol. 263, no. 1, pp. 311–321, Jun. 2004, doi: 10.1023/B:PLSO.0000047742.67467.50.
- [45] Y. Abou, M. P. Aina, B. Dimon, E. D. Fiogbé, and J.-C. Micha, "Effect of covering water surface with azolla (*Azolla filiculoides* Lam.) on water quality, growth and production of Nile tilapia fed practical azolla-diets in earthen ponds," *Int. J. Agron. Agric. Res. IJAAR*, vol. 2, no. 12, pp. 1–9, 2012.
- [46] K. Kunlasak, C. Chitmanat, N. Whangchai, J. Promya, and L. Lebel, "Relationships of dissolved oxygen with chlorophyll-a and phytoplankton composition in Tilapia ponds," *Int. J. Geosci.*, vol. 04, no. 05, pp. 46–53, 2013, doi: 10.4236/ijg.2013.45B008.
- [47] A. Arora and P. K. Singh, "Comparison of biomass productivity and nitrogen fixing potential of Azolla SPP," *Biomass Bioenergy*, vol. 24, no. 3, pp. 175–178, Mar. 2003, doi: 10.1016/S0961-9534(02)00133-2.
- [48] W. S. Silver and E. C. Schröder, *Practical Application of Azolla for Rice Production*. Dordrecht / Boston / Lancaster: Martinus Nijhoff/Dr. W. Junk Publisher, 1984.
- [49] S. Choonluchanon, N. Boonkerd, and P. Sawatdee, "Adaptation of exotic Azolla to tropical environment of Thailand," *Plant Soil*, vol. 108, no. 1, pp. 67–70, May 1988, doi: 10.1007/BF02370100.
- [50] D. S. Lloyd, "Turbidity in Freshwater Habitats of Alaska - A Review of Published and Unpublished Literature Relevant to the Use of Turbidity as a Water Quality Standard," Alaska Department of Fish and Game, Juneau, Alaska, Jan. 1985.
- [51] R. P. Singh and P. K. Singh, "Effect of Nitrogen Fertilizers on Nitrogen Fixation and Heterocyst Frequency of Cyanobacterium Anabaena azollae in 7 Species of Azolla," *Biochem. Physiol. Pflanz.*, vol. 185, no. 5–6, pp. 429–433, Jan. 1989, doi: 10.1016/S0015-3796(89)80068-X.
- [52] A. L. Singh and P. K. Singh, "Comparative Study on Azolla and Blue-Green Algae Dual Culture with Rice," *Isr. J. Bot.*, vol. 36, no. 2, pp. 53–61, 1987.
- [53] B. Nordiah, Z. M. Harah, B. J. Sidik, and W. N. W. Hazma, "Azolla pinnata growth performance in different water sources," *Pak. J. Biol. Sci.*, vol. 15, no. 13, pp. 621–628, Dec. 2012, doi: 10.3923/pjbs.2012.621.628.
- [54] R. M. El-Shahate, M. M. El-Araby, E. W. Eweda, and M. N. El-Berashi, "Evaluation of the effect of three different pesticides on Azolla pinnata growth and NPK uptake," *J. Am. Sci.*, vol. 7, no. 1, pp. 1020–1031, 2011.
- [55] A. B. Manna and P. K. Singh, "Growth and nitrogen fixation of Azolla pinnata and Azolla caroliniana as affected by urea fertilizer and their influence on rice yield," *Plant Soil*, vol. 122, no. 2, pp. 207–212, Mar. 1990, doi: 10.1007/BF02851977.