

Bukti korespondensi

IOSR Journal of Nursing and Health Science (IOSR-JNHS)

Judul : Factors are Associated with Central Obesity in Adult Men Indonesia (Riskesdas 2018 Data Analysis)

Penulis : Sutarto^{1*}, Dzikrina Citra Fiandri², Rasmi Zakiah Oktarlina³, Reni Indriyani⁴

DAFTAR ISI

DAFTAR ISI.....	1
Penerimaan Submit oleh pengelola jurnal IOSR	2
Prosesi perbaikan naskah	3
Hasil laporan review	9
Naskah diterima dan permintaan APC oleh pengelola	11
Pemberitahuan tahapan penyelesaian naskah	12
Pelunasan APC.....	13
Penerbitan Naskah	15

Penerimaan Submit oleh pengelola jurnal IOSR

←

📅

🕒

🗑️

✉️

🕒

↶

📧

🗑️

⋮

5 dari 5

⏪ ⏩ ✎

Acknowledgement of submitted manuscript id: O11452

Eksternal

Kotak Masuk ✕

✕ 🖨️ 📧

I

IOSR JNHS <jnhs@iosrmail.org>
kepada saya ▾

Sen, 28 Feb 09:42 ☆ ↶ ⋮

🌐 Inggris ▾ > Indonesia ▾ [Lihat pesan yang diterjemahkan](#)

Selalu terjemahkan: Inggris

Dear Researcher,
Received your article.

Thank you for contributing your article for publication in **IOSR Journals**. We appreciate your contribution.

We have forwarded your Paper titled “**Factors are Associated with Central Obesity in Adult Men Indonesia**” for peer review.

We will be informed about the status of your paper within 5-7 days, after peer review process.

Your manuscript id is **O11452**. Please use this id for further information about this article.

We will let you know if you have to make any modification as per the editor’s comments. If the corrections are minor we will made it at our end only. Editorial decision will be intimated to you soon.

You can check your paper status through following link<http://www.iosrjournals.org/iosr-jnhs/pages/check-paper-status.html>

--

With Warm Regards,
Editorial Board,
IOSR Journal of Nursing and Health Science



COPY RIGHT FORM

To,
The Chief Executive Editor,
IOSR Journals,

Manuscript id: O11452.

Title: Factors are Associated with Central Obesity in Adult Men Indonesia

Type of Manuscript: (Research/ Review): Research

Author(s) name(s): Sutarto1*, Dzilqina Citra Fiandri2, Rasmi Zakiah Oktarlina3, Reni Indriyani4

1 Division of Community Medicine and Public Health, Faculty of Medicine, University of Lampung, Bandar Lampung

2 Program Study of Education Doctors, Faculty of Medicine, University of Lampung, Bandar Lampung

3 Departement of Pharmacy and Pharmacists, University of Lampung, Bandar Lampung

4 Department of Nutrition, Tanjungkarang Health Polytechnic, Bandar Lampung

Corresponding Author's name, address, affiliation and e-mail: Sutarto, Division of Community Medicine and Public Health, Faculty of Medicine, University of Lampung, Indonesia, E-mail : sutarto@fk.unila.ac.id , Phone: + 62- 81 - 27270605

The transfer of copyright gives IOSR the right to develop, promote, distribute, sell, and archive a body of scientific works throughout the world. The Author hereby grants and assigns to IOSR all rights in and to Author's work in and contributions to the Work. In connection with this assignment, the Author acknowledges that IOSR will have the right to print, publish, create derivative works, and sell the Work throughout the world, all rights in and to all revisions or versions or subsequent editions of the Work in all languages and media throughout the world. The author(s), reserve the following rights:

- All proprietary rights other than copyrights, such as patent rights,
- The right to use all or part of this article, including tables and figures in future works of their own, provided that the proper acknowledgment is made to the Publisher as copyright holder, and
- The right to make copies of this article for his/her own use, but not for sale.

I warrant and represent that the work does not violate any proprietary or personal rights of others (including, without limitation, any copyrights or privacy rights); that the Work is factually accurate and contains no matter libelous, or otherwise unlawful; that I have substantially participated in the creation of the Work and that it represents my original work sufficient for me to claim authorship. I further warrant and represent that I have no financial interest in the subject matter of the Work or any affiliation with an organization or entity with a financial interest in the subject matter of the Work, other than as previously disclosed to the Association.

I have the consent of each author to transfer and assign any and all right, title, and interest, including copyright of the article referenced above. I hereby assign and transfer to the **IOSR Journals** copyright and all rights under it. I further confirm that this article has not been published elsewhere, nor is it under consideration by any other publisher.

Signature: Date: 4 Maret 2022



IOSR Journals
International Organization
of Scientific Research

Question: **How to modify your paper?**

Answer:

If you want to modify your article, kindly apply your modification in given Galley proof MS word file and submit to following link as soon as possible:

<http://iosrjournals.org/modified-paper.html>

(If you will submit after 2 days of receiving galley proof, your paper will not modify because hard copy will process on the same day of publication)

Note: Galley proof is formatted version of your paper which is to be published. You have to apply modification only in this file.

Factors are Associated with Central Obesity in Adult Men Indonesia (Riskesdas 2018 Data Analysis)

Sutarto^{1*}, Dzikrina Citra Fiandri², Rasmi Zakiah Oktarlina³, Reni Indriyani⁴

¹ Division of Community Medicine and Public Health, Faculty of Medicine, University of Lampung, Bandar Lampung, Indonesia

² Program Study of Education Doctors, Faculty of Medicine, University of Lampung, Bandar Lampung, Indonesia

³ Department of Pharmacy and Pharmacists, University of Lampung, Bandar Lampung, Indonesia

⁴ Department of Nutrition, Tanjungkarang Health Polytechnic, Bandar Lampung, Indonesia

* Corresponding Author: Sutarto, ¹ Division of Community Medicine and Public Health, Faculty of Medicine, University of Lampung, Indonesia, E-mail : sutarto@fk.unila.ac.id, Phone: + 62- 81 – 27270605

Date of Submission: 25-02-2022

Date of Acceptance: 06-03-2022

Abstract

The prevalence of central obesity in Indonesia based on the results of Basic Health Research (Riskesdas) in people aged ≥ 15 years has always shown an increase over time. The increase in obesity is closely related to non-communicable diseases so that it has an impact on the morbidity and mortality rates of obesity which are also getting higher. The cause of increasing central obesity is due to lifestyle changes, such as high alcohol consumption, smoking behavior, and low physical activity.

The design of this research was observational analytic with cross sectional research method. The study was conducted using secondary data from Riskesdas 2018 data analysis and data processing was carried out at the Faculty of Medicine, University of Lampung.

There is a relationship between smoking behavior (OR = 0.685) and physical activity (OR = 1.758) with central obesity in adult men aged 45-64 years in Indonesia, but there is no significant relationship between alcohol consumption habits.

There is a relationship between smoking behavior and physical activity with central obesity

in adult men aged 45-64 years in Indonesia in 2018 and there is no relationship between alcohol consumption habits and ~~central~~ obesity in adult men aged 45-64 years in Indonesia 2018.

Keywords: central obesity, smoking, alcohol, physical activity

Introduction

The development of science and technology has an impact, one of which is the change in lifestyle and physical activity of the community. This change brings a new phenomenon to health problems in Indonesia, which is marked by the proliferation of various degenerative and non-communicable diseases. Obesity is an early signal for the emergence of other degenerative diseases (1).

Obesity is a major health problem in facing two disease burdens, namely the high incidence of infectious and non-communicable diseases such as obesity, diabetes, cardiovascular disease and cancer (2).

Obesity (excess nutrition) is a state of accumulation of excess fat in the body. Meanwhile, central obesity or android or visceral obesity is the accumulation of excess fat which is concentrated in the abdominal or abdominal area. Accumulation of fat in the body's visceral fat tissue is a form of malfunctioning subcutaneous fat tissue in the face of excess energy due to fat consumption that exceeds normal limits. The basic mechanism from being overweight to obesity is due to an imbalance between energy intake and energy output. Central obesity is measured by the waist-to-hip ratio (RLPP) method. The limitation for determining the status of central obesity is LP> 90 cm for men and LP> 80 cm for women. Central obesity is a trigger for other degenerative diseases such as type 2 diabetes mellitus, dyslipidemia, coronary heart disease, hypertension, cancer and metabolic syndrome (3).

Obesity is a central public health problem and is increasing rapidly throughout the world

in line with the development of advances in science and technology. The prevalence of central obesity in developed countries such as the United States has increased from 39.6% (2015-2016) to 42.4% (2017-2018) and the highest prevalence in the United States is at the age of 40-59 years (4).

In the UK, the prevalence of obesity has also increased by almost 2-3 times over 20 years. In 1980, the prevalence of central obesity was 6% in adult men and 8% in adult women. Then in 2000 it increased to 21% of the adult population in the UK. It is interesting that in the UK in recent years the prevalence of obesity in adult men and women has not been much different (5).

Central obesity problem is not only a world problem but also Indonesia. The number of people with central obesity in Indonesia reaches 692,007, placing Indonesia in 10th place in the world. The prevalence of obesity in Indonesia based on the results of Basic Health Research (Riskesdas) for a target age ≥ 15 years shows an increase over time, from 18.8% (in 2007) to 26.6% (in 2013), then in 2018 it also experienced an increase to 31%. The highest proportion of central obesity rate in Indonesia was in North Sulawesi (42.5%) then DKI Jakarta (42%), while the lowest central obesity rate was in West Nusa Tenggara (19.3%). The increase in obesity is closely related to non-communicable diseases which will have an impact on increasing health financing as well as obesity morbidity and mortality (6).

Central obesity is caused by lifestyle changes, such as high alcohol consumption, smoking behavior, consumption of high fat foods, high consumption of fast food, and low physical activity. In addition, increasing age, gender differences, and socioeconomic differences are also associated with obesity (7).

Hendrik L. Blum's classical theory states that 4 factors affect health, namely lifestyle factors, environmental factors, health care factors, and genetic factors. The four factors interact and affect a person's health status. In central obesity, there are several factors that influence,

years in Indonesia in 2018. There is no relationship between alcohol consumption and central obesity in adult men aged 45-64 years in Indonesia in 2018. There is a relationship between physical activity and obesity Central in adult males aged 45-64 years in Indonesia in 2017. For the community, it is better if people start implementing healthy habits from an early age, including not smoking, not consuming alcohol, and doing enough physical activity. activities, namely 30 minutes per day to avoid degenerative diseases such as obesity, central obesity, diabetes mellitus, and others. For future studies with the same theme, it is worth examining more specific variables such as smoking status, classification of physical activity, or it may be possible to study the factors affecting central obesity in women.

Acknowledgment

Thanks to Allah SWT and thanks to the Head of the Faculty of Medicine, University of Lampung and the Head of the Health Research and Development Agency (Banglitbangkes, Ministry of Health of the Republic of Indonesia) who have provided infrastructure support in this research.

References

1. Husnah. Tatalaksana obesitas. Jurnal Kedokteran Syiah Kuala. 2012;12(2):99-104.
2. Harbuwono DS, Pramono LA, Yunir E, Subekti I. Obesity and Central Obesity in Indonesia : Evidence from a National Health Survey. Medical Journal of Indonesia. 2018;27(2):114-20.
3. Tchernof A, Després JP. Pathophysiology of Human Visceral Obesity: An update. Physiological Reviews. 2013;93(1):359-404.
4. Hales CM, Carroll MD, Fryar CD, Ogden CL. Prevalence of Obesity and Severe Obesity Among Adults : Cdc. 2020;1(360):1-7.




Detailed Review Report

Publisher :	International Organization of Scientific Research	Date :	2022-03-01
Office Code :	R1218	MIC Code :	2248
A/C Status :	P	Review Report :	Final
Article Id :	O11452	ISSN :	2320_1959

Journal Name : IOSR Journal of Nursing and Health Science

Article Title : Factors are Associated with Central Obesity in Adult Men Indonesia
(Riskesdas 2018 Data Analysis)

	Rating of article (5 = excellent, 1 = poor)	5	4	3	2	1
1	Relevant to the themes of the journal	✓				
2	Contribution to academic debate			✓		
3	Structure of the paper				✓	
4	Standard of English	✓				
5	Appropriateness of the research/study method		✓			
6	Relevance and clarity of drawing, graphs and tables				✓	
7	Appropriateness of the abstract as a description of paper			✓		
8	Appropriateness/ number of keywords				✓	
9	Discussion and conclusion		✓			
10	Reference list, adequate and correctly cited			✓		
11	Appropriateness of the contribution to knowledge	✓				



Decision regarding the paper

- (*) Accept the paper in its current format
- () Accept the paper with minor changes
- () Resubmit with the major changes
- () Decline the submission

First Reviewer's Comment (Double Blind Peer Review Process)

This paper is well organized and followed the manuscript guidelines of the journal to a large extent. The introduction section is good and shows the importance of the study. Literature review is adequate. Outcomes of the study are consistent with the findings. The approach used is praiseworthy. In my opinion, it should be published with no revision although implication to the research needs to be explicit.

Second Reviewer's Comment (Double Blind Peer Review Process)

I have now looked at the paper. The abstract, key words are OK. The paper is relevant to the theme of the journal and will contribute to academic debate. The paper is well structured and the APPROACH used for the study are sound. In my opinion, the subject matter of research problem is highly appreciable. It will surely make a contribution to the relevant field of research. The presentation of thoughts in the paper is notable. The paper should be published with no significant revision.

Sign,




Executive Director,
Reviewer Panel,
IOSR Journals

www.iosrjournals.org
support@iosrjournals.org

----- End of Report -----

Naskah diterima dan permintaan APC oleh pengelola

**IOSR JNHS**
kepada saya ▾

Kam, 3 Mar 00:27 ☆ ↶ ⋮

🌐 Inggris ▾ > Indonesia ▾ Lihat pesan yang diterjemahkan

Selalu terjemahkan: Inggris

Dear Researcher,

The independent review upon your research article titled "[Factors are Associated with Central Obesity in Adult Men Indonesia](#)" has been provided by the concerned referees. The referees have suggested **Accepted** your paper in **IOSR Journals**.

Reviewers Comments:

1. Quality of Manuscript is good.
2. Consolidated Decision: Accepted for publication

Kindly send the scan copy of filled & signed **copyrights transfer form** (can be downloaded from www.iosrjournals.org) along with bank receipt of manuscript handling charges **USD 75** to the following Account.

(If you want to get hard copy of Journal, you have to pay extra charges: 45 USD.)

Pay fees Online (via Paypal or Wire Transfer):
<http://iosrjournals.org/how-to-pay-fees.html>

OR

Account detail: You can deposit fees through your nearby bank or online/net banking transfer (for online fees transfer, please mail us transition id of payment transfer)

Account Holder name	IOSR
Bank	State Bank of India
Branch	Dasna, Ghaziabad, UP, Pincode: 201302, India
Branch code	3146
A/c no.	36404886549
A/c Type	Current Account
IFSC Code	SBIN0003146
Swift Code	SBININBB555

After receiving the manuscript charges, we will take your paper for further publication process.
Should you need any clarification, please reply back to this mail.

You can access your detailed review report through www.iosrreport.org after paying fee.

User name: O11452
Password: Our account team will mail you after crediting fees.

31/3/21

Pemberitahuan tahapan penyelesaian naskah



IOSR Journals
International Organization
of Scientific Research

Question: **Time frame of Publication after acceptance?**

Answer:

As your paper has been accepted, now there are following further steps for publication:

Step 1 (From The side of Author): You have to pay fees through given medium in your acceptance mail.

Step 2 (From The side of Author): After paying fees, you have to send **payment proof** like receipt, mail of bank to journal mail id along with filled **copyright form**.

Step 3 (From The side of Journal): Your paper will get publish **within 7 days** of crediting fees. Before publishing you will get galley proof (formatted version of your paper as per journal format).

Step 5 (From The side of Journal): Along with publication mail, you will get username and password for downloading online certificate of your paper.

Step 4 (From The side of Journal): **Within 8 days** of online publication of paper, we will send your hard copy of certificates of all authors of paper and /or hard copy of journal to your address.


Step 5 (From The side of Journal): We will send you track id of your post with link of tracking post online.

Publication Complete!

✕
🔍

←
📅
🕒
🗑️
✉️
🕒
🔄
📁
📧
⋮

DR. SUJIT VASUDEVAN
Eksternal
Kotak Masuk x


IOSR JNHS
 kepada delwaxs, mrmr.shahin, dariamineva, charlessathyaoliconcmc10, soumya.ms744, angshu.lama, simarbrar55, rohini_s, ajithadelvinraj, merimpy, nandinim31, sumitha.apollo, saya, khaznaha, azeezfatima99, a

🌐 Inggris ▾ > Indonesia ▾ Terjemahkan pesan

Dear Author,

IOSR Journals have released Article statistics of 2021-2022.
 You can check through following link:

IOSR Journal of Computer Engineering (IOSR-JCE)

<http://www.iosrjournals.org/iosr-jce/pages/global-statistics.html>

IOSR Journal of Electrical and Electronics Engineering(IOSR-JEEE)


<http://www.iosrjournals.org/iosr-jeee/pages/global-statistics.html>

IOSR Journal of Mechanical and Civil Engineering (IOSR-JMCE)

<http://www.iosrjournals.org/iosr-jmce/pages/global-statistics.html>

IOSR Journal of Electronics and Communication Engineering (IOSR-JECE)

<http://www.iosrjournals.org/iosr-jece/pages/global-statistics.html>


SUTARTO FK UNILA <sutarto@fk.unila.ac.id>
 kepada IOSR ▾

Dear manager of ISR Journal

a clarification on my article entitled "Factors are Associated with Central Obesity in Adult Men Indonesia (Riskesdas 2018 Data Analysis)" in the material section the content of the article is still empty.
 please fix it.
 here's the link: [https://www.iosrjournals.org/iosr-jnhs/pages/11\(1\)Series-6.html](https://www.iosrjournals.org/iosr-jnhs/pages/11(1)Series-6.html)

Here I will resend the article file..
 thank you

SUTARTO, SKM, M.Epid.
FAK. KEDOKTERAN UNILA

Penerbitan Naskah

jnhns@iosrmail.org

Aktif

Paper published (Article id: O11452 Eksternal Kotak Masuk x)

I

IOSR JNHS

kepada saya ▾

Inggris ▾

>

Indonesia ▾

Lihat pesan yang diterjemahkan

Dear Author,
Congratulations!!!

Your paper has been successfully published in **IOSR Journal of Nursing and Health Science (IOSR-JNHS)** with following link:
[https://www.iosrjournals.org/iosr-jnhs/pages/11\(1\)Series-6.html](https://www.iosrjournals.org/iosr-jnhs/pages/11(1)Series-6.html)
Thanks for publication in IOSR Journals.

You can submit your paper for upcoming issue through the following link: <http://www.iosrjournals.org/iosr-jnhs/pages/submit-an-article.html>

Your feedback is very important to us. If you want to give us your feedback or any suggestion, please go through following link: <http://www.iosrjournals.org/feedback.html>

You can "download soft copy of certificate" of your published paper in IOSR Journals from following link:
www.iosrreport.org
Login id: G1101063132
Password: 63132

Thanks and Welcome!!!

15

actors are Associated with Central Obesity in Adult Men Indonesia (Riskesdas 2018 Data Analysis)

Sutarto^{1*}, Dzikrina Citra Fiandri², Rasmi Zakiah Oktarlina³, Reni Indriyani⁴

¹ Division of Community Medicine and Public Health, Faculty of Medicine, University of Lampung, Bandar Lampung, Indonesia

² Program Study of Education Doctors, Faculty of Medicine, University of Lampung, Bandar Lampung, Indonesia

³ Department of Pharmacy and Pharmacists, University of Lampung, Bandar Lampung, Indonesia

⁴ Department of Nutrition, Tanjungkarang Health Polytechnic, Bandar Lampung, Indonesia

* Corresponding Author: Sutarto, ¹ Division of Community Medicine and Public Health, Faculty of Medicine, University of Lampung, Indonesia, E-mail: sutarto@fk.unila.ac.id, Phone: + 62- 81 – 27270605

Abstract

The prevalence of central obesity in Indonesia based on the results of Basic Health Research (Riskesdas) in people aged ≥ 15 years has always shown an increase over time. The increase in obesity is closely related to non-communicable diseases so that it has an impact on the morbidity and mortality rates of obesity which are also getting higher. The cause of increasing central obesity is due to lifestyle changes, such as high alcohol consumption, smoking behavior, and low physical activity.

The design of this research was observational analytic with cross sectional research method. The study was conducted using secondary data from Riskesdas 2018 data analysis and data processing was carried out at the Faculty of Medicine, University of Lampung.

There is a relationship between smoking behavior (OR = 0.685) and physical activity (OR = 1.758) with central obesity in adult men aged 45-64 years in Indonesia, but there is no significant relationship between alcohol consumption habits.

There is a relationship between smoking behavior and physical activity with central obesity in adult men aged 45-64 years in Indonesia in 2018 and there is no relationship between alcohol consumption habits and central obesity in adult men aged 45-64 years in Indonesia 2018.

Keywords: central obesity, smoking, alcohol, physical activity

Date of Submission: 25-02-2022

Date of Acceptance: 06-03-2022

I. Introduction

The development of science and technology has an impact, one of which is the change in lifestyle and physical activity of the community. This change brings a new phenomenon to health problems in Indonesia, which is marked by the proliferation of various degenerative and non-communicable diseases. Obesity is an early signal for the emergence of other degenerative diseases (1).

Obesity is a major health problem in facing two disease burdens, namely the high incidence of infectious and non-communicable diseases such as obesity, diabetes, cardiovascular disease and cancer (2).

Obesity (excess nutrition) is a state of accumulation of excess fat in the body. Meanwhile, central obesity or android or visceral obesity is the accumulation of excess fat which is concentrated in the abdominal or abdominal area. Accumulation of fat in the body's visceral fat tissue is a form of malfunctioning subcutaneous fat tissue in the face of excess energy due to fat consumption that exceeds normal limits. The basic mechanism from being overweight to obesity is due to an imbalance between energy intake and energy output. Central obesity is measured by the waist-to-hip ratio (RLPP) method. The limitation for determining the status of central obesity is LP > 90 cm for men and LP > 80 cm for women. Central obesity is a trigger for other degenerative diseases such as type 2 diabetes mellitus, dyslipidemia, coronary heart disease, hypertension, cancer and metabolic syndrome (3).

Obesity is a central public health problem and is increasing rapidly throughout the world in line with the development of advances in science and technology. The prevalence of central obesity in developed countries such as the United States has increased from 39.6% (2015-2016) to 42.4% (2017-2018) and the highest prevalence in the United States is at the age of 40-59 years (4).

In the UK, the prevalence of obesity has also increased by almost 2-3 times over 20 years. In 1980, the prevalence of central obesity was 6% in adult men and 8% in adult women. Then in 2000 it increased to 21% of

the adult population in the UK. It is interesting that in the UK in recent years the prevalence of obesity in adult men and women has not been much different (5).

Central obesity problem is not only a world problem but also Indonesia. The number of people with central obesity in Indonesia reaches 692,007, placing Indonesia in 10th place in the world. The prevalence of obesity in Indonesia based on the results of Basic Health Research (Riskesdas) for a target age ≥ 15 years shows an increase over time, from 18.8% (in 2007) to 26.6% (in 2013), then in 2018 it also experienced an increase to 31%. The highest proportion of central obesity rate in Indonesia was in North Sulawesi (42.5%) then DKI Jakarta (42%), while the lowest central obesity rate was in West Nusa Tenggara (19.3%). The increase in obesity is closely related to non-communicable diseases which will have an impact on increasing health financing as well as obesity morbidity and mortality (6).

Central obesity is caused by lifestyle changes, such as high alcohol consumption, smoking behavior, consumption of high fat foods, high consumption of fast food, and low physical activity. In addition, increasing age, gender differences, and socioeconomic differences are also associated with obesity (7).

Hendrik L. Blum's classical theory states that 4 factors affect health, namely lifestyle factors, environmental factors, health care factors, and genetic factors. The four factors interact and affect a person's health status. In central obesity, there are several factors that influence, namely environmental factors, behavioral factors, and genetic factors. Behavioral factors as components that affect health encourage a person's attitude in consuming daily food which in turn will have an impact on the occurrence of central obesity. Other forms of behavioral factors such as inadequate physical activity, unhealthy diet, insufficient consumption of fiber (fruits and vegetables), and drinking alcohol are major risk factors for obesity (8).

Research on the effect of smoking, drinking alcohol, and physical activity on central obesity in adult men in Indonesia uses Riskesdas 2018 data. This study uses a large sample size so as to explain the relationship between smoking, drinking alcoholic beverages, and physical activity with central obesity and generalizations circumstances. Indonesia.

The purpose of this study was to explain the relationship between smoking behavior, alcohol consumption habits, and physical activity with central obesity in adult men in Indonesia.

II. Method

This research is part of the 2018 Basic Health Research, using observational analytics with a cross-sectional research design. Data sources from Riskesdas 2018 data on the comments contained in the questionnaire (smoking status in adult men, smoking frequency in adult men, drinking habits of alcohol, and individual characteristics (age, gender, and physical activity) and central obesity. Riskesdas 2018 data obtained from 34 provinces, 416 districts, and 98 cities in Indonesia. The total number of data for males aged 45-64 years was 713,783 people who met the inclusion and exclusion criteria.

III. Results

Central obesity is a condition in which there is accumulation of excess fat which is concentrated in the abdominal or abdominal area. A person is said to be central obesity if the abdominal circumference (LP) is > 90 cm for men and abdominal circumference (LP) > 80 cm for women (3). In Indonesia, the picture of central obesity in adult men aged 45-64 years in Indonesia is as follows.



Table 1. Distribution of Research Subjects

Variable	Frequency	
	n	%
Central Obesity		
Yes	22.480	21,6
Not	81.798	78,4
Total	104.278	100
Smoking Behavior		
Yes	77.323	74,2
Not	26.955	25,8
Total	104.278	100
Alcohol Consumption Status		
Not a drinker	97.022	93,0
Heavy Drinkers	5.032	4,8
Medium Drinker	2.224	2,1
Total	104.278	100
Physical Activity		
Active	26.440	25,4
Less Active	77.838	74,6
Total	104.278	100

The results of the analysis in table 1 show that out of 104,278 adult males aged 45-64 years in Indonesia, 22,480 males (21.6%) have central obesity. Smoking behavior is an activity carried out by a person by burning and smoking cigarettes and can cause smoke that can be inhaled by those around him (9). Smoking behavior in adult males aged 45-64 years in Indonesia is 77,323 people (74.2%), while those who do not smoke are 26,955 people (25.85%).

Alcohol consumption behavior is the behavior of adult men aged 45-64 years who have consumed alcoholic beverages in the last 1 month. There are 2 categories of alcohol drinkers, namely moderate alcohol drinkers (if consuming alcohol <30 grams / day) and heavy alcohol drinkers (if consuming alcohol > 30 grams / day). Of the 104,278 adult males aged 45-64 years, there were 7,256 people (7%) who consumed alcohol in the last 1 month, while 97,022 people (93%) did not consume alcohol in the last 1 month. Of 7,256 people who consumed alcohol in the last 1 month, there were 2,224 people (30.7%) including moderate alcohol drinkers and 5,032 people (69.3%) including heavy drinkers.

Physical activity was categorized as active and less active. Adult males aged 45-64 years had much less activity than those who were less active, 77,838 people (74.6%) were less active and 26,440 (25.4%) active.

The relationship between smoking behavior and central obesity in men aged 45-64 years in Indonesia. Smoking behavior is included in the categories of never smoking (either every day or not every day) and not smoking. Analysis of the relationship between smoking behavior and central obesity in men aged 45-64 years in Indonesia showed that men with central obesity as smokers were 19.8% and 26.5% nonsmokers with a p-value <0.05.

Table 2. The relationship between smoking behavior of alcohol drinkers and physical activity with central obesity in adult men aged 45-64 years in Indonesia

Variable	Central Obesity				Central Obesity	p value	OR	95% CI (min - max)
	Yes		No					
	n	%	n	%				
Smoking Behavior								
Not a smoker	7.149	26,5	19.806	73,5	26.955	0.000	1,45	0,66 - 0,71
Smoker	15.331	19,8	61.992	80,2	77.323			
Total	22.480	21,6	81.798	78,4	104.278			
Alcohol Drinkers								
Moderate	1.122	22,3	3.910	77,7	5.032	0,187	1,09	0,96 – 1,23
Weight	465	20,9	1.759	79,1	2.224			
Total	1.587	21,9	5.669	78,1	7.256			
Physical activity								
Less active	7.711	29,2	18.729	70,8	26.440	0.000	1,76	1,70-1,82
Active	14.769	19	63.069	81	77.838			
Total	22.480	21,6	81.798	78,4	104.278			

Alcohol consumption behavior is the behavior of adult men aged 45-64 years who have consumed alcoholic beverages in the last 1 month. There are two categories of alcohol drinkers, namely moderate alcohol drinkers (if consuming alcohol <30 grams / day) and heavy alcohol drinkers (if consuming alcohol > 30 grams / day). Analysis of the relationship between alcohol consumption and central obesity showed that central obesity as a moderate alcohol drinker was 20.9%, while heavy alcohol drinkers were 22.3%. The results of statistical tests showed that there was no significant relationship between alcohol consumption and central obesity (p-value > 0.05).

Physical activity is any activity that stimulates a person to do physical activity as a whole, so this variable aims to reflect how the respondent's activity is described. The activity was categorized as active and less active. Analysis of the relationship between physical activity and central obesity in adult men aged 45-64 years in people with central obesity and active category was 19%, and in the less active category it was 29.2%. The results of statistical tests showed p value = 0.000, which means physical activity and central obesity showed a significant relationship (p <0.05).

IV. Discussion

Central obesity problem is not only a world problem but also Indonesia. The number of people with central obesity in Indonesia reaches 692,007, placing Indonesia in 10th place in the world. The prevalence of obesity in Indonesia based on the results of Basic Health Research (*Riskesdas*) in people aged ≥ 15 years has always shown an increase over time, namely 2007 (18.8%), 2013 (26.6%), then 2018 (31%). If viewed by province, the highest proportion of central obesity rates in Indonesia is North Sulawesi (42.5%), then DKI Jakarta (42%), while the lowest is West Nusa Tenggara (19.3%). The increase in obesity is closely related to non-communicable diseases, so it is likely to have an impact on increasing health financing with higher obesity morbidity and mortality rates (6).

The mechanism of obesity itself is caused by an imbalance between incoming and outgoing energy,

resulting in accumulation of spare fat in the body. In general, obesity can be determined by calculating the Body Mass Index (BMI), but this indicator is considered less sensitive in describing the risk of cardiovascular and metabolic disorders that may occur. The indicator that is considered more sensitive is the measurement of the abdominal circumference. This is based on the fact that BMI cannot differentiate between fat mass and free fat mass. Meanwhile, the abdominal circumference describes the accumulation of fat that has accumulated in the midsection. This occurs because when subcutaneous fat cannot receive excess energy due to excessive fat consumption or perhaps due to other factors, namely lifestyle changes such as low physical activity, smoking behavior, and also alcohol consumption, fat accumulation occurs in the midsection (visceral fat) (10).

From Table 2 it is known that adult men aged 45-64 years have non-smoking behavior as the main cause of obesity compared to men who smoke. The results of the data obtained indicate that there is a significant relationship between smoking behavior and central obesity in adult males in Indonesia with a significance value <0.05 (p-value = 0.000). This is due to the dual effect of smoking, namely the nicotine contained in cigarettes plays a role in suppressing hunger and also plays a role in increasing energy expenditure by increasing the metabolic rate which is a chronic state of nicotine use that can have an impact on change. in the body mass index (BMI) and visceral fat accumulation (11,12).

Research conducted by Puspitasari N (2018) states that smoking is a central protective factor for obesity compared to respondents who do not smoke in Plalangan Village, Semarang. This may be because smokers have higher plasma cortisol concentrations than nonsmokers. Cortisol plays a role in influencing visceral fat and regulating metabolism. High plasma cortisol is a consequence of the sympathetic nervous system being affected or stimulated by smoking. The visceral mass of the body can increase due to several reasons, one of which is the decrease in the male hormone testosterone. The decrease in the male hormone testosterone is caused by smoking (13). The prevalence of central obesity is much higher in respondents who do not smoke compared to respondents who smoke (14).

Alcohol consumption with central obesity indicates that these two variables do not have a significant relationship with a p-value of 0.187 (p-value > 0.05). The difference between moderate and heavy drinkers was only 1.4%, (for heavy alcohol drinkers with central obesity 22.3% and for moderate alcoholic drinkers with central obesity 20.9%). This is very possible because of the interaction of other factors, one of which is physical activity.

Physical activity plays an important role in reducing abdominal fat accumulation, thereby reducing the risk of central obesity (15). The results of the cross tabulation test between alcohol drinkers who were centrally obese in adult males aged 45-64 years who did not do physical activity showed a relationship with a risk value (OR) of 1.298.

Table 3. Relationship between Alcohol Consumption and Central Obesity in Adult Men Age 45-64 Years in the Less Physical Activity Group in Indonesiaa

Alcohol Drinkers Category	Central Obesity				Central Obesity	p value	OR	95% CI (min - max)
	Yes		No					
	n	%	n	%				
Moderate	321	32,4	670	67,6	991	0,041	1,298	1,011 – 1,667
Weight	117	27	317	73	434			
Total	438	30,7	987	69,3	1.425			

A person who performs regular physical activity has been shown to substantially reduce body fat because physical activity can increase fat-free tissue mass and decrease fat tissue mass (16).

The human body when digesting alcohol is similar to when the body digests fat, which causes the calories that enter the body to also be high (increase). Alcohol can cause an increase in triglyceride levels in the body, especially in the liver and muscles which in turn can cause an increase in free fatty acids and glucose in the blood which results in insulin resistance and the secretion of the hormone adipokine which plays an important role in energy balance and metabolism. The amount of glucose intake is too much and is not balanced with energy expenditure, there will be an imbalance between the energy in and out. The excess energy will be stored in the form of fat reserves in the body which then results in the accumulation of excess fat in the central (abdominal) adipose tissue (17).

Physical activity is any movement that results from working the skeletal muscles and increasing energy and energy expenditure. The risk of central obesity can be reduced if physical activity is carried out properly and regularly because physical activity is very important in reducing visceral fat accumulation. Conversely, if physical activity is lacking, it tends to make it easier for a person to save a lot of calories, causing energy accumulation and leading to weight gain and can also lead to central obesity (18).

Sufficient physical activity contributes to a decrease in the accumulation of fatty tissue in a person's body. This is because physical activity can increase fat-free tissue mass. On the other hand, if a person's physical activity is low or lacking, it will certainly contribute to increased fat deposits in the body because the food that enters the

body is not burned and converted into energy, but only stored in the body as body fat (13).

Physical activity can be done anywhere and in various situations, such as actively moving around the house, at work, in public places, while traveling. Physical activity can be done at least 30 minutes per day at moderate intensity and done consistently every day to get health benefits (19).

In this study, there are several limitations, including secondary data, so that researchers are only limited by the available data.

V. Conclusion

There is a relationship between smoking behavior and central obesity in adult men aged 45-64 years in Indonesia in 2018. There is no relationship between alcohol consumption and central obesity in adult men aged 45-64 years in Indonesia in 2018. There is a relationship between physical activity and obesity Central in adult males aged 45-64 years in Indonesia in 2017. For the community, it is better if people start implementing healthy habits from an early age, including not smoking, not consuming alcohol, and doing enough physical activity. activities, namely 30 minutes per day to avoid degenerative diseases such as obesity, central obesity, diabetes mellitus, and others. For future studies with the same theme, it is worth examining more specific variables such as smoking status, classification of physical activity, or it may be possible to study the factors affecting central obesity in women.

Acknowledgment

Thanks to Allah SWT and thanks to the Head of the Faculty of Medicine, University of Lampung and the Head of the Health Research and Development Agency (Banglitbangkes, Ministry of Health of the Republic of Indonesia) who have provided infrastructure support in this research.

References

- [1]. Husnah. Tatalaksana obesitas. Jurnal Kedokteran Syiah Kuala. 2012;12(2):99-104.
- [2]. Harbuwono DS, Pramono LA, Yunir E, Subekti I. Obesity and Central Obesity in Indonesia : Evidence from a National Health Survey. Medical Journal of Indonesia. 2018;27(2):114-20.
- [3]. Tchernof A, Després JP. Pathophysiology of Human Visceral Obesity: An update. Physiological Reviews. 2013;93(1):359-404.
- [4]. Hales CM, Carroll MD, Fryar CD, Ogden CL. Prevalence of Obesity and Severe Obesity Among Adults : Cdc. 2020;1(360):1-7.
- [5]. Di Cesare M, Bentham J, Stevens GA, Zhou B, Danaei G, Lu Y, et al. Trends in Adult Body-Mass Index in 200 Countries from 1975 to 2014: A Pooled Analysis of 1698 Population-based Measurement Studies with 19.2 Million Participants. The Lancet. 2016;387(10026):1377-96.
- [6]. Balitbangkes. Laporan Nasional Riskesdas 2018. 2018.
- [7]. Ticoalu MAC, Wongkar D, Pasiak TF. Angka Kejadian Obesitas Sentral pada Wanita di Desa Tumaluntung. Jurnal e-Biomedik (eBm). 2015;3(April):1-4.
- [8]. Dewi MC. Faktor-Faktor yang Menyebabkan Obesitas. Majority. 2015;4(8):53-6.
- [9]. Fikriyah S, Febrijanto Y. Faktor-Faktor yang Mempengaruhi Perilaku Merokok pada Mahasiswa Laki-Laki di Asrama Putra. 2012;5(1):99-109.
- [10]. Soegondo S, Purnamasari D. Buku Ajar Ilmu Penyakit Dalam. Jakarta: Interna Publishing; 2014. 2535-2542 p.
- [11]. Chiolero A, Faeh D, Paccaud F, C J. Consequences of Smoking for Body Weight, Body Fat Distribution, and Insulin Resistance. Am J Clin Nutr. 2008;87(4):801-9.
- [12]. Asif M, Aslam M, Altaf S, Majid A, Atif S. Evaluation of anthropometric parameters of central obesity among professional drivers: A receiver operating characteristic analysis. Kesmas. 2020;15(3):106-12.
- [13]. Puspitasari N. Faktor Kejadian Obesitas Sentral Pada Usia Dewasa. Higeia Journal Of Public Health Research And Development. 2018;2(2):249-59.
- [14]. Sugianti, E., Hardiansyah., Afriansyah N. Faktor Risiko Obesitas Sentral Elya Sugianti, dkk. Gizi Indonesia. 2009;32(2):105-16.
- [15]. Rahmandita AP, Adriani M. Perbedaan Tingkat Konsumsi dan Aktivitas Fisik pada Wanita (20-54 Tahun) Obesitas Sentral dan Non Sentral. Amerta Nutrition. 2017;1(4):266.
- [16]. Tchernof A, Després JP. Pathophysiology of human visceral obesity: An update. Physiological Reviews. 2013;93(1):359-404.
- [17]. Sudiana IK, Putra IWGAE, Januraga PP, Sudiana IK, Putra IWGAE, Januraga PP. Konsumsi Tunk Meningkatkan Risiko Obesitas Sentral pada Pria Dewasa di Karangasem, Bali. 2016;4.
- [18]. Widiantini W, Tafal Z. Aktivitas Fisik, Stres, dan Obesitas pada Pegawai Negeri Sipil. Kesmas: National Public Health Journal. 2014;(4):325.
- [19]. Simbolon D, Yorita E, Talib RA. The risk of hypertension in adulthood as a consequence of adolescent obesity. Kesmas. 2019;14(1):28-36.