

International Journal of Computer Science and Network Security

IJCSNS



Exploiting the Impact of Big Data in Healthcare and Techniques in Preserving Patients Privacy  
*Ameer Ameer-Farouq, Muneer Alshakhat*

CloudFPOC: Additional Fire-to-Side courses for an existing higher education  
*Oudat ELKADIBI, Oudat LABOUBIA, Nogh DJEKMAOUN, Rachid HILAL*

An Examination of Factors Influencing the Quality of Data in a Data Warehouse  
*Nouba ZELALI, Abdelhak ZOUER*

Novel method for user's profile construction through collaborative filtering  
*Qusaym BANNAR, Said RAGHAI*

Classification of Mathematical Expressions for Visually Impaired People  
*Zuhair ASHERBI, Said RAGHAI, Omar BENCHADDF*

Educational Robotics: Comparative Study and Assessment  
*M. Alshahr, Saad Kumar Sharma*

Impact of Link Delay Variations on MQTT and CoAP based Communication Performances in Mobile Environment  
*OUASSOU Fatma, KOUKAK Said*

A new Data Mining-based Approach to Improving the Quality of Alerts in Intrusion Detection Systems  
*Ilham Rahim Rezaev, Javad Huseinshah, Sabina Kurbash, Motam Oudal Husein Khosro, and Malik Husein*

Video Security in Internet of Things: An Overview  
*Alma A. Haroudy, Mohamed H. Ounap, Fadi Alsaubai*

Performance Evaluation and Analysis for Congestive Gradient Solver on Brouters: (Multi-GPUs/Multi-CPU) platform  
*Najm Kozmi, Mounyha Zhaki, Saif Ahmed Mohamed, Pierre Mamouch*

CIF: Cross-Cloud Communication Framework for Resource Sharing amongst Cloud Networks: An Extended Study  
*Abbas Waqar, Abid Rehman Gilal, M. Abid Rehman, Qasim Ullah, Nadim Mahmood, Zulfahri Muhammad Yusuf*

Efficient Implementation of DDLB hash Algorithm in 8-Bit Microcontroller  
*Fuadi A. Hameemah*

Qualitative Study of Professionals' Perceptions about Internet Public Policy in Iran  
*Behrad Housheerhad Kurbachi (Corresponding Author), Alfar Nourollahi Karamati, Esmail Sadegpour, Mohammad Shamsfar*

Designing Layers of Mobile Cloud Computing using 5G Technology  
*Abdumadani Umar, Saad Farouq, Tamer Saqad, Saif Muhammad (Nour)*

Quantifier of Function Spaces in Topology Groups  
*Sima Sargazi*

Secure Authentication Protocol for NFC Mobile Payment Systems  
*Shah Nazib Khan*

Simulation of Moorean, Cantorian, Kuratov and the Characteristic Functions of Diagram Distribution  
*Diam Karvazart, Tatyana Angerina Angerina, Wazano, Wazano, Muzaffar Leman*

Fixed function in E-banking by using the hybrid feature selection and evolutionary algorithms  
*Alireza Pourmomenzadeh, Majid Kazilian, Alireza Nibayevicshahvari*

Recognition of fraud in online banking by using confirmatory learning in neural network  
*Alireza Pourmomenzadeh, Majid Kazilian, Alireza Nibayevicshahvari*

Creativity and Creative Innovation: Evidence of Cognitive Functions During Creativity with Reference to Mackaas Cephalus  
*Nida Anwar, Khalil Ahmed*



Uncovering Hotel Guests' Preferences through Data Mining Techniques  
*Muqaffa Kamalpour, Awa Beqae Alghdani, Shamsing Us, Ehsan Ghazem ibrahim Aryan Baghi*

Audio Zero-Watermarking Based on Discrete Hartley Transform and Non-Negative Matrix Factorization  
*Pranab Kumar Dhar, Ewing Hsiao, Tezgor Shivanmura*

Audio Watermarking by Hybridization of DWT-DCT  
*Ghulam Ali, Muhammad Talib Memon, Zain Ul Haq, Zia Ul Rehman, Naeem Ahmad, Zainara Saleem, Sohail Iqbal, Enayehd Asghar, Muhammad Tariq, Rab Mawazi*

Cloud-Cloud in Mobile Cloud Computing  
*Zulfiqar A. Memon, Javed Ahmad, Anwar A. Siddiqi*

Cross-cultural emotion analysis: a clustering approach  
*Sobir Ali Shah, Ghulam Ali and Zain Sohail Iqbal*

RGB Histogram-Based Filtration to Enhance the Accuracy of Automatic License Plate Recognition  
*Lama Alshakel and Sobah Bacharraf*

Recommender system for Users of Internet of Things (IoT)  
*Seray Forouzanlou, Awa Kozmi, Afkhami, Muzaffar Shabbar, Saqad Awan Fahim, Mojibeh harsari vajzani, Seray Forouzanlou, Ehsan Ghazem khari*

A radial base neural network approach for emotion recognition in human speech  
*Lal Hussain, Imran Shah, Saqad Saqad Ali Abbas, Imran Ahmad Awan, Saqad Ahmad Nadeem, Saqad Zabi Hussian Kozmi, Saqad Saqad Shah, Saqad Iqbal, Saqad Zafar*

Predicting the Road Traffic Density Based on Twitter Using the TR-P Method  
*Jayof Wibevo, Edl Pinarika, Achari*

Towards the Conceptualization of Citizen's Trust in Jordanian E-Government Systems: A Q-Methodology Approach  
*Yousef Elchawh*

Applying Social Network Analysis Techniques in Crawler Based Search Engine to Support Web Terrorism Mining  
*Awan Shahrab Majeed, Awan Huseinshah, Saqad Saqad, Awan Mousavi Baram, and Sohwar Ershah*

Reversing and modeling the optimal output velocity of slot linear diffusers to reduce air contamination in the surgical site of operating rooms  
*Maryam Behrooz, and Mohammad Mehdi Lezhiz*

A Hybrid Streamer of Pseudoblend Script  
*Abdi Aman, M. Imran Malik, Zuber Nisar, H. M. Danish, M. Hussian Siddiqui, Qaiser Akber*

Concept of the QoS Control Method Based On the Data Mining in the YDACS Scheme for the Common Use between Plural Organizations  
*Kamran Odegeri, Saqad Saqad, Noolino Ehti*

Load Experiment by 100 Clients for the Cloud Type Virtual Policy Based Network Management Scheme for the Common Use between Plural Organizations  
*Kamran Odegeri, Saqad Saqad, Noolino Ehti*

Concept of the Cloud Type Virtual Policy Based Network Management Scheme for the Specific Domain  
*Kamran Odegeri, Saqad Saqad, Noolino Ehti*

Do Personality Traits Play a Role in Social Media Addiction? Key Considerations for Successful Optimized Model to Avoid Social Networking Sites Addiction: A Developing Country Perspective  
*Mohammed-Leez Raaf Mouna Jeraidi, Awan Aqil, Awan Aqil*

Improving the QoS of VoIP over WIMAX Networks Using OFNET Model  
*Razzam M. Al-Mohammed, Awan Al-Meradi*

# Aim and Scope

Aim and Scope

---

The **International Journal of Computer Science and Information Security** is a monthly journal that publishes articles which contribute new theoretical results in all areas of Computer Science, Communication Network, and Information Security. Papers are solicited from, but not limited to the following topics:

---

### Computer Science:

---

- Theory of Parallel Processings and Distributed Computings
  - Foundations of High-performance Computings
  - Combinatorics, Graph Theory, and Analysis of Algorithms
  - Artificial Intelligences(A.I.) & Pattern/Image Recognitions
  - Neural Networks and Biomedical Simulations
  - Virtual Visions, 3-D Object Retrievals, & Virtual Simulations
  - Data Minings, Web Image Minings, & Applications
  - Data Base(D.B.) Management & Information Retrievals
  - All topics related Image/Signal Processings
- 

### Communication Network:

---

- Ad-Hoc, Mobile, Wireless Networks and Mobile Computings
  - Quantum Computing, Coding, and Error Controls
  - Agent Computings & Multi-Agents Systems
  - Defining Spectrum Rights and Open Spectrum Solutions
  - Quality of Services and Communication Protocols
  - Satelite and Optical Communication Systems
  - 3G/4G Network Evolutions
  - CDMA/GSM Communication Protocols
  - Mobile Computing for e-Commerces
  - Any topics related Computer Networks
- 

### Information Security:

---

- Cryptography and Foundation of Computer Security
  - Authentication/Authorization Issues
  - Any topics related PKI(Public Key Infrastructures)
  - IDS/Firewall, Anti-Spam mail, Anti-virus issues
  - Wireless Access Security
  - Network Security Applications
  - Biometric authentication and algorithms
  - Fingerprint /Hand/Biometrics Recognitions and Technologies
  - IC-card Security, OTP, and Key Management Issues
  - E-commerce, Ubiquitous, RFID, Applications
  - Any topics related ISO SC-27 and SC-17 standards
- 

---

In order to provide a timely and broad coverage of this ever-evolving field, **IJCSNS** offers its readers a mix of regular and special issues. Papers can be submitted for the regular issues of the journal, or in response to calls for papers for special issues.

---

Today        307  
Total 10,497,246

# Contact Us

Contact Us

## Main Office

### IJCSNS

Dae-Sang Office 301, Sangdo 5 dong 509-1,  
Dongjack Gu, Seoul 156-743, Korea  
(Fax) +822-822-2071  
E-mail : [editor@ijcsns.org](mailto:editor@ijcsns.org)  
Homepage : <http://www.ijcsns.org>

## IJCSNS Editorial Board

### (1) Computer Science

▪ **Dr. Seungsu Yang**

Dept of Information Science  
Virginia State University, VA, USA  
[editor@ijcsns.org](mailto:editor@ijcsns.org)

▪ **Dr. Sungchul Hong**

Computer and Information Sciences  
Towson University, MD, USA  
[editor@ijcsns.org](mailto:editor@ijcsns.org)

### (2) Communication Network

▪ **Dr. John M. Jun**

Dept of Computer Science  
Soongsil University, Korea  
[editor@ijcsns.org](mailto:editor@ijcsns.org)

▪ **Dr. Haeja Bang**

Dept of Computer Science  
Seoul National University of Technology  
[editor@ijcsns.org](mailto:editor@ijcsns.org)

### (3) Information Security

▪ **Dr. Gihan Lee**

Dept of Computer Science,  
Seoul Woman University,  
ISO/IEC, SC-17

▪ **Dr. Shietung Peng**

Dept of Computer Science,  
Hosei University, Japan

▪ **Dr. Sanghun Lee**

Strategic Management  
Research Center  
Land & Housing

[editor@ijcsns.org](mailto:editor@ijcsns.org)

[editor@ijcsns.org](mailto:editor@ijcsns.org)

[editor@ijcsns.org](mailto:editor@ijcsns.org)

Institute, Korea

## Editorial board members

- Bhavani Thuraisingham(University of Texas, USA)
- Jun Nakaya (Kobe University, Japan)
- Satoshi Yamane (Kanazawa University, Japan)
- Akihiti Nakamura (AIST, Japan)
- Anne Hakansson (Uppsala University, Sweden)
- Kotsiantis Sotiris (University of Patras, Greece)
- Julia Johnson (Laurentian University, Canada)
- Khaled A. Shuaib(The United Arab Emirates University, UAE)
- Hazem M. El-Bakry(Mansoura University, Egypt)
- Hyu Chan Park(Korea Maritime University, Korea)
- Nagar Atulya (Liverpool Hope University, U.K.)
- Ramaswamy Palaniappan (University of Essex, U.K.)
- Touzi Amel Grissa (National School of Tunisia, Tunisia)
- Pedro Cuenca (University De Castilla La Mancha, Spain)
- Jinsuk Baek (Winston-Salem State University, USA)
- Haeja Bang(Seoul National Polytechnic University, Korea)
- Ali Karci (Fiat University, Turkey)
- Jigui Sun(Jilin University, China)
- Hao Zhifeng(South China University of Technology, China)
- Seung S.Yang(Virginia State University, USA)
- Dominique Faudot, (University du Bourgogne, France)
- Sami Harari, (Universite du Sud Toulon, France)
- Claude Godart (LORIA, France)

- David Janiar (Monash University, Australia)
  - Edward D. Moreno (University of Saopaulo, Brazil)
  - Elias Procopio Duarte Jr.(Federal University of Parana, Brazil)
  - Hiroaki Higaki (Tokyo Denki University,Japan)
  - Changil Park (Hansung University, Korea)
  - Mario Garcia (Texas A&M University, Corpus Christi, USA)
  - Jesus Carretero (University Carlos III of Madrid, Spain)
  - Sandeep Gupta (Colorado University, USA)
  - Sato Hiroyuki (Tokyo University, Japan)
  - Shietung Peng (Hosei University, Japan)
  - Tetsuo Kinoshita (Tohoku University,Japan)
  - Pedro Cuenca(University of Castilla Mancha, Spain)
  - Dongyoung Lee(Busan Dongmyoung University, Korea)
  - **50 Reviewers in Program Committee**
-

# IJCSNS

.org

International Journal of  
Computer Science  
and Network Security

## CiteFactor



# Journal

Journal



Computer Science  
.....  
IJCSNS Month 30, 2014

Communication Network & Security  
.....

### IJCSNS International Journal of Computer Science and Network Security

**| Call for papers (Due : October 20, 2017)**

Publication Date : October 30, 2017

Editor : Dr. John M. Jun

Submit : [editor@ijcsns.org](mailto:editor@ijcsns.org)

[ijcsns@gmail.com](mailto:ijcsns@gmail.com)




Journal ISSN : 1738-7906

Volume Number: Vol.17, No.10

Special Issues : (1) Computer Science

(2) Communication Network & Security



### IJCSNS International Journal of Computer Science and Network Security

**| Call for papers (Due : September 20, 2017)**

Publication Date : September 30, 2017

Editor : Dr. John M. Jun

Submit : [editor@ijcsns.org](mailto:editor@ijcsns.org)

[ijcsns@gmail.com](mailto:ijcsns@gmail.com)


Journal ISSN : 1738-7906

Volume Number: Vol.17, No.9

Editorial Board : to be listed

Page Size : about 193 pages

Content : (click & show all papers in picture)



### IJCSNS International Journal of Computer Science and Network Security

**| Call for papers (Due : August 20, 2017)**

Publication Date : August 30, 2017

Editor : Dr. John M. Jun

Submit : [editor@ijcsns.org](mailto:editor@ijcsns.org)

[ijcsns@gmail.com](mailto:ijcsns@gmail.com)

Journal ISSN : 1738-7906

Volume Number: Vol.17, No.8

Editorial Board : to be listed

Page Size : about 289 pages

Content : (click & show all papers in picture)



December 21, 2015

Dr. John M. Jun  
Int Journal Computer Science & Network Security-Ijcsns

Dear Dr. John M. Jun,

Congratulations! I am pleased to inform you that *International Journal of Computer Science and Network Security* has been selected for coverage in Thomson Reuters products and services. Beginning with content published in 2015, this publication will be indexed and abstracted in:

- ◆ Emerging Sources Citation Index (ESCI)

Journals selected for ESCI were requested by or publish content of interest to the worldwide Web of Science community. The journals have passed an initial editorial evaluation and can continue to be considered for inclusion in products such as the Science Citation Index Expanded™ (SCIE), the Social Sciences Citation Index® (SSCI), and the Arts & Humanities Citation Index® (AHCI), which have rigorous evaluation processes and selection criteria.

*International Journal of Computer Science and Network Security* may also be evaluated and included in additional Thomson Reuters products to meet the needs of the scientific and scholarly research community.

If not previously arranged, Thomson Reuters can coordinate electronic delivery of your journal's content to facilitate Web of Science indexing; open access journals selected for ESCI may be indexed directly from their respective websites.

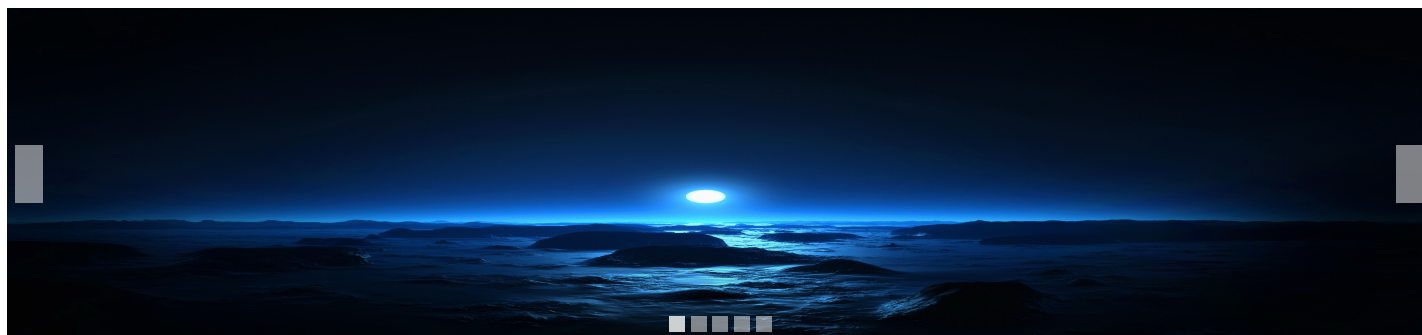
For additional information on ESCI, please visit us at [http://wokinfo.com/products\\_tools/multidisciplinary/esci/](http://wokinfo.com/products_tools/multidisciplinary/esci/). If you have questions, please contact us at [ts.prsupport@thomsonreuters.com](mailto:ts.prsupport@thomsonreuters.com).

Thank you very much.

Sincerely,

Marian Hollingsworth  
Director, Publisher Relations

- [Home](#)
- [Evaluation Methodology](#)
- [Journal Submission](#)
- [Master Journal List](#)
- [Journal Search](#)
- [Contact Us](#)



- [Home](#)
- [Contact Us](#)
- [Journal Search](#)
- [Master Journal List](#)
- [Under Review Journals](#)
- [Evaluation Methodology](#)

Download Logo



« [Research Journal of Engineering and Technology](#)  
[International Journal of Medical Research & Health Sciences](#) »

## International Journal of Computer Science and Network Security

Titel: **International Journal of Computer Science and Network Security**

- E-ISSN: **1738-7906**
- Chief Editor: **Dr. John M. Jun**
- Email: **ijcsns@gmail.com**
- Language: **English**
- Starting Year: **2013**
- Frequency: **4**
- Website: **http://ijcsns.org**
- Country: **Korea**
- Description: **The International Journal of Computer Science and Information Security is a monthly journal that publishes articles which contribute new theoretical results in all areas of Computer Science, Communication Network, and Information Security. Papers are solicited from, but not limited to the following topics:**Computer Science:

Theory of Parallel Processings and Distributed Computings

Foundations of High-performance Computings

Combinatorics, Graph Theory, and Analysis of Algorithms

Artificial Intelligences(A.I.) & Pattern/Image Recognitions

Neural Networks and Biomedical Simulations

Virtual Visions, 3-D Object Retrievals, & Virtual Simulations

Data Minings, Web Image Minings, & Applications

Data Base(D.B.) Management & Information Retrievals

All topics related Image/Signal Processings

- **Impact Factor: 1.44**
- Indexed 

Copyright © [2014]. All Rights Reserved.



# Simulation of Moment, Cumulant, Kurtosis and the Characteristics Function of Dagum Distribution

Dian Kurniasari<sup>1\*</sup>, Yucky Anggun Anggrainy<sup>1</sup>, Warsono<sup>1</sup>, Warsito<sup>2</sup> and Mustofa Usman<sup>1</sup>

<sup>1</sup>Department of Mathematics, Faculty of Mathematics and Sciences, Universitas Lampung, Indonesia

<sup>2</sup>Department of Physics, Faculty of Mathematics and Sciences, Universitas Lampung, Indonesia

## Abstract

The Dagum distribution is a special case of Generalized Beta II distribution with the parameter  $q=1$ , has 3 parameters, namely  $a$  and  $p$  as shape parameters and  $b$  as a scale parameter. In this study some properties of the distribution: moment, cumulant, Kurtosis and the characteristics function of the Dagum distribution will be discussed. The moment and cumulant will be discussed through Moment Generating Function. The characteristics function will be discussed through the expectation of the definition of characteristics function. Simulation studies will be presented. Some behaviors of the distribution due to the variation values of the parameters are discussed.

## Key words:

*Dagum distribution, moment, cumulant, kurtosis, characteristics function.*

## 1. Introduction

Nowadays the development of the statistical theory is very advance, especially the theory of distribution. One of the distributions that used a lot in practice is Dagum distribution. This distribution is a special case of Generalized Beta II Distribution (GB 2) with the parameter at GB2 is  $q=1$ . This distribution has three parameters, namely  $(a, p)$  as shape parameters and  $b$  as a scale parameter. There are many studies in the theory of distribution discuss the characteristics function from a distribution. Through the characteristics function we can discuss the mean, variance and standard deviation, also we can discuss the moment, cumulant and characteristics function. Moment is one of the importance characteristics of a distribution; there are two kinds of moment, moment with respect to origin and moment with respect to mean. Moment with respect to the mean can be used to see the skewness and kurtosis which can explain the behavior of the distribution of the data through graph. Moment with respect to the origin is the moment which can be used to evaluate the mean. Cumulant is one of the importance characteristics alternative of moment of a distribution, in other words the moment can define cumulant. Besides moment and cumulant, the characteristics function also very importance. The study of Dagum distribution will be discussed in this paper. The Dagum distribution was introduced by Camilo Dagum 1970's [1, 2, 3], this

distribution is a special case of Generalized Beta II distribution. Dagum (1977, 1980) distribution has been used in studies of income and wage distribution as well as wealth distribution. In this context its features have been extensively analyzed by many authors, for excellent

survey on the genesis and on empirical applications see [4]. His proposals enable the development of statistical

distribution used to empirical income and wealth data that could accommodate both heavy tails in empirical income and wealth distributions, and also permit interior mode [5]. A random variable  $X$  is said to have a Dagum distribution with the parameters  $a, b$  and  $p$ , if and only if the density function of  $X$  is as follows [4]:

$$f(x | a, b, p) = \begin{cases} \frac{ap x^{ap-1}}{b^{ap} \left[ 1 + \left( \frac{x}{a} \right)^a \right]^{p+1}}, & x > 0, \quad a, b, p > 0 \\ 0 & \text{Otherwise.} \end{cases}$$

where  $(a, p)$  are shape parameters and  $b$  is a scale parameter. The mean and variance of Dagum distribution are as follows:

$$E(x) = b \frac{\Gamma\left(p + \frac{1}{a}\right) \Gamma\left(1 - \frac{1}{a}\right)}{\Gamma(p)}$$

and the variance

$$= b^2 \frac{\Gamma(p) \Gamma\left(p + \frac{2}{a}\right) \Gamma\left(1 - \frac{2}{a}\right) - \Gamma^2\left(p + \frac{1}{a}\right) \Gamma\left(1 - \frac{1}{a}\right)}{\Gamma^2(p)}$$

## 2. Method of analysis

### 2.1 Moment Generating Function(Mgf)

Moment generating function of Dagum distribution is

$$Mx(t) = \sum_{n=0}^k \frac{t^n b^n \Gamma(p + \frac{n}{a}) \Gamma(1 - \frac{n}{a})}{n! \Gamma(p)}$$

2.2 Characteristics Function

A characteristic function is unique for a distribution and the characteristic function can be used to find the moment of a random variable. If the random variable X and the characteristic function denoted by Φ for all t ∈ ℝ, then [6]

$$\Phi_c(t) = E(e^{itx})$$

The function Φ<sub>c</sub>(t) generally is complex, where: E(e<sup>itx</sup>) = E{cos tx + i sin tx}

$$\begin{aligned} \Phi_c(t) &= \sum_{k=0}^{\infty} (-1)^k \frac{t^{2k} b^{2k} \Gamma(p + \frac{2k}{a}) \Gamma(1 - \frac{2k}{a})}{2k! \Gamma(p)} \\ &+ \sum_{k=0}^{\infty} (-1)^k \frac{it^{2k+1} b^{2k+1} \Gamma(p + \frac{2k+1}{a}) \Gamma(1 - \frac{2k+1}{a})}{2k+1! \Gamma(p)} \end{aligned}$$

where i is complex number, i=√-1 .

2.3. The-r moment with respect to origin

If X is a random variable and r is a positive integer, then the-r moment of the random variable X with respect to the origin in defined as [7] :

$$\mu'_r = E(X^r)$$

The-r moment with respect to the origin can be found from the characteristics function as follows [8]:

$$\mu'_r = (-i)^r \left( \frac{d^r C(t)}{dt^r} \right) \text{ for } t = 0$$

where C(t) is characteristic function.

So that we found the first moment is:

$$= b \frac{\Gamma(p+\frac{1}{a})\Gamma(1-\frac{1}{a})}{\Gamma(p)},$$

Second moment is:

$$= b^2 \frac{\Gamma(p+\frac{2}{a})\Gamma(1-\frac{2}{a})}{\Gamma(p)}, \dots, \text{ and}$$

the-r moment is:

$$= b^r \frac{\Gamma(p + \frac{r}{a}) \Gamma(1 - \frac{r}{a})}{\Gamma(p)}$$

2.4 The-r moment with respect to mean

Let k be a positive integer and C is a constant, and then E(X - c)<sup>k</sup> is the moment of order k. If c = E(X) = μ,

then E(X - μ)<sup>k</sup> is the central moment of order k. The moment with respect to mean is defined by μ<sub>k</sub>, and [7, 9]

$$\mu_k = E(X - \mu)^k$$

Then the first central moment of the Dagum distribution is:

$$\mu_1 = \mu'_1 - \mu'_1 = 0 ,$$

The second central Moment is:

$$\mu_2 = \mu'_2 - \mu_1'^2 = b^2 \left\{ \frac{\Gamma(p)\Gamma(p+\frac{2}{a})\Gamma(1-\frac{2}{a}) - \Gamma^2(p+\frac{1}{a})\Gamma^2(1-\frac{1}{a})}{\Gamma^2(p)} \right\},$$

The third Central Moment is: μ<sub>3</sub> = μ'<sub>3</sub> - 3μ'<sub>1</sub>μ'<sub>2</sub> + 2μ'<sub>1</sub><sup>3</sup>

$$= b^3 \left\{ \frac{\Gamma^2(p)\Gamma(p+\frac{3}{a})\Gamma(1-\frac{3}{a})}{\Gamma^3(p)} - \frac{3\Gamma(p)\Gamma(p+\frac{2}{a})\Gamma(1-\frac{2}{a})\Gamma(p+\frac{1}{a})\Gamma(1-\frac{1}{a})}{\Gamma^3(p)} + \frac{2\Gamma^3(p+\frac{1}{a})\Gamma^3(1-\frac{1}{a})}{\Gamma^3(p)} \right\}, \dots,$$

and the-r central moment is

$$= \sum_{i=0}^r (-1)^i \frac{b^{r-i} \Gamma(p+\frac{r-i}{a}) \Gamma(1-\frac{r-i}{a})}{\Gamma(p)} \left( -\frac{b \Gamma(p+1) \Gamma(1-\frac{1}{a})}{\Gamma(p)} \right)^i.$$

2.5 Cumulant

Cumulant of a random variable X is defined by [8, 9] :

$$K(t) = \log(Mx(t))$$

where Mx(t) is moment generating function of a distribution, and its coefficient of the Taylor series is cumulant, namely [9]:

$$\log(Mx(t)) = k_n \frac{t^n}{n!}$$

By using Taylor series we have:

$$\begin{aligned} \log(Mx(t)) &= t\mu'_1 + \frac{1}{2}t^2(\mu'_2 - \mu_1'^2) \\ &+ \frac{1}{3}t^3(2\mu'_1 - 3\mu'_1\mu'_2 + \mu_3') + \dots \end{aligned}$$

Then we have:

$$k_1 = \mu'_1,$$

$$k_2 = (\mu'_2 - \mu_1'^2),$$

$$k_3 = (2\mu'_1 - 3\mu'_1\mu'_2 + \mu_3'), \text{ and so on.}$$

Cumulant also can be found from moment with respect to origin.

$$k_r = \mu'_r - \sum_{n=1}^{r-1} \binom{r-1}{n-1} k_n \mu'_{r-n}$$

The first cumulant of the Dagum distribution is:

$$k_1 = \mu'_1$$

$$= b \frac{\Gamma(p + \frac{1}{a}) \Gamma(1 - \frac{1}{a})}{\Gamma(p)}$$

The second cumulant is:

$$k_2 = \mu'^2_2 - \mu'^2_1 = b^2 \left\{ \frac{\Gamma(p) \Gamma(p + \frac{2}{a}) \Gamma(1 - \frac{2}{a}) - \Gamma^2(p + \frac{1}{a}) \Gamma^2(1 - \frac{1}{a})}{\Gamma^2(p)} \right\}$$

The third cumulant is:

$$k_3 = \mu'^3_3 - 3\mu'^1_1 \mu'^2_2 + 2\mu'^3_1 = b^3 \left\{ \frac{\Gamma^2(p) \Gamma(p + \frac{3}{a}) \Gamma(1 - \frac{3}{a})}{\Gamma^3(p)} - \frac{3\Gamma(p) \Gamma(p + \frac{1}{a}) \Gamma(1 - \frac{1}{a}) \Gamma(p + \frac{2}{a}) \Gamma(1 - \frac{2}{a})}{\Gamma^3(p)} + \frac{2\Gamma^3(p + \frac{1}{a}) \Gamma^3(1 - \frac{1}{a})}{\Gamma^3(p)} \right\}$$

....., and the-r cumulant is:

$$\left\{ b^r \frac{\Gamma^{r-1}(p) \Gamma(p + \frac{r}{a}) \Gamma(1 - \frac{r}{a})}{\Gamma^r(p)} - \sum_{n=1}^{r-1} \binom{r-1}{n-1} \frac{\Gamma^{r-n}(p)}{b^n} k^n \frac{\Gamma(p + \frac{r-n}{a}) \Gamma(1 - \frac{r-n}{a})}{\Gamma^{r-n}(p)} \right\}$$

### 2.6 Skewness

Skewness is the degree of asymmetric of a distribution. A symmetric distribution is a distribution which has the same mean, median and mode values. When the mean, median and mode of a distribution are not the same, it will imply that the distribution is not symmetric. This property can be seen in the skewness of a distribution. When the moment with respect to the mean has been found, the skewness can be defined as follows [10]:

$$\text{Skew}(X) = \frac{E(X - \mu)^k}{\sigma^3} = \frac{\mu^3}{\mu^2_2}$$

A distribution is symmetric if the graph of the distribution is symmetric around the central point.

If the  $(X) = 0$ , then the distribution is symmetric at the central point or the mean; if  $\text{Skew}(X) > 0$  then the distribution is skew to the right, and if  $\text{Skew}(X) < 0$  then the distribution is skew to the left. The skewness of the Dagum distribution is

$$\text{Skew}(X) = \frac{\mu_3}{\mu_2^{3/2}} = \frac{\Gamma^2(p) \Gamma(p + \frac{3}{a}) \Gamma(1 - \frac{3}{a}) - 3\Gamma(p) \Gamma(p + \frac{1}{a}) \Gamma(1 - \frac{1}{a})}{\Gamma^{3/2}(p) \Gamma^{3/2}(p + \frac{2}{a}) \Gamma^{3/2}(1 - \frac{2}{a}) - \Gamma^3(p + \frac{1}{a}) \Gamma^3(1 - \frac{1}{a})} + \frac{2\Gamma^3(p + \frac{1}{a}) \Gamma^3(1 - \frac{1}{a})}{\Gamma^{3/2}(p) \Gamma^{3/2}(p + \frac{2}{a}) \Gamma^{3/2}(1 - \frac{2}{a}) - \Gamma^3(p + \frac{1}{a}) \Gamma^3(1 - \frac{1}{a})} + \frac{6\Gamma(p) \Gamma(p + \frac{2}{a}) \Gamma(1 - \frac{2}{a}) \Gamma^2(p + \frac{1}{a}) \Gamma^2(1 - \frac{1}{a}) - 3\Gamma^4(p + \frac{1}{a}) \Gamma^4(1 - \frac{1}{a})}{\Gamma^4(p) \Gamma^4(p + \frac{1}{a}) \Gamma^4(1 - \frac{1}{a})}$$

### 2.7 Kurtosis

Kurtosis is a measurement to see the sharpness of a peak of a distribution. Kurtosis itself measures the high and low of its peak and is measured relative to the normal distribution. Like the skewness, kurtosis also can be seen from the graph of a distribution. When the moment with respect to the mean have been found,  $\mu_k = E(X - \mu)^k$ , then the Kurtosis is

$$\text{Kurto}(X) = \frac{E(X - \mu)^4}{\sigma^4} = \frac{\mu_4}{\mu_2^2}$$

A distribution which has Kurtosis more sharper, if it has  $\text{Kurto}(X) > 3$ . In this case is called leptokurtic, namely the peak of the distribution relatively high. On the other hand,  $\text{Kurto}(X) < 3$  is called platocurtic, where the peak of a distribution almost flat. If  $\text{Kurto}(X) = 3$  is called mesocurtic, where the peak of the distribution is relatively not high and not flat. Kurtosis of Dagum distribution is:

$$\text{Kurto}(X) = \frac{\mu_4}{\mu_2^2} = \frac{\Gamma^3(p) \Gamma(p + \frac{4}{a}) \Gamma(1 - \frac{4}{a}) - 4\Gamma^2(p) \Gamma(p + \frac{2}{a}) \Gamma(1 - \frac{2}{a}) \Gamma(p + \frac{1}{a}) \Gamma(1 - \frac{1}{a})}{\Gamma^2(p) \Gamma^2(p + \frac{2}{a}) \Gamma^2(1 - \frac{2}{a}) - 2[\Gamma(p) \Gamma(p + \frac{2}{a}) \Gamma(1 - \frac{2}{a}) \Gamma^2(p + \frac{1}{a}) \Gamma^2(1 - \frac{1}{a})]}$$

## 3. Simulation

### 3.1 Probability Density Function(Pdf)

To see the change of the shape of a distribution, we can see through the graph of probability density function of Dagum distribution by changing the values of the parameters.

1. Parameter  $a$  fixed,  $b$  fixed, and  $p$  decrease  
 $a = 26, b = 12$  and  $p = 78, 67, 45, 34, 20, 17$ .

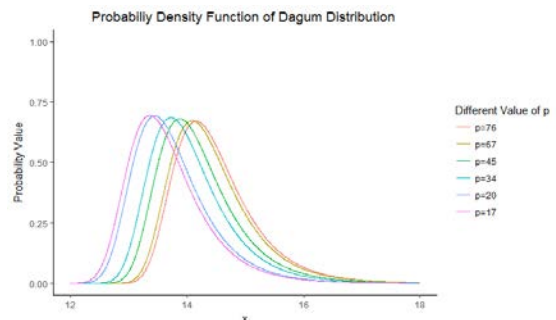


Fig.1 The graph of the pdf of Dagum distribution with the parameter values a fixed, b fixed and p decrease

Figure.1 shows that the graph of the pdf of Dagum distribution has the same sharpness, but has different sloping, the scale of the graph of Dagum distribution has the same scale. But for the values of the parameter p getting smaller, the graph shifted to the left or move toward negative in accordance with the change values of parameter p, the smaller the value of p, the more sloping it is.

2. Parameter a fixed, b decrease and p fixed a = 26, b = 14, 13.75, 13, 12.55, 12, 11 and p = 67

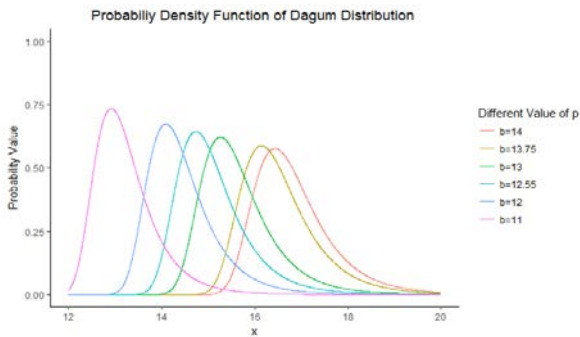
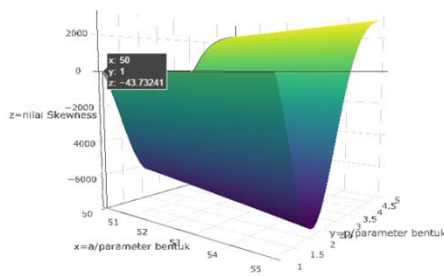


Fig. 2 The graph of pdf of Dagum distribution where the values of a fixed, b decrease and p fixed.

Figure 2 shows that at the values of a = 26, b = 14, 13.75, 13, 12.55, 12, 11 and p = 67, the graph of the pdf of Dagum distribution has the different shape of sharpness and sloping but not significance due to a and p fixed. But



the change of the parameter b implies the change of the scale or the shape of the distribution. This is due to the values of b getting smaller.

3. Parameter a increase, b fixed, and p fixed a = 26, 45, 50, 65, 80, 100, b = 12 and p = 67.

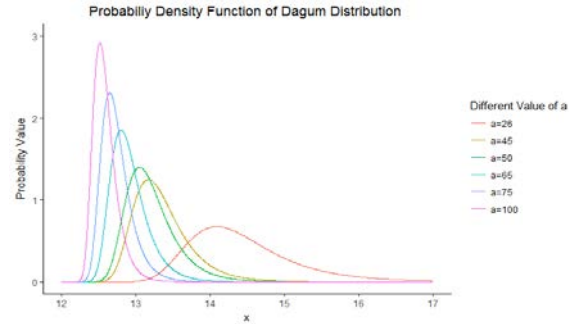


Fig. 3 The graph of pdf of Dagum distribution the variation values of parameter a increase, b and p fixed

Figure 3. is the graph of Dagum distribution with the variation values of parameters a = 26, 45, 50, 65, 80, 100, b = 12, and p = 67. It shows that the graph of pdf Dagum distribution has the shape of peak sharpness and

its sloping changing by the change of the values of parameter a. For the values of parameter a getting larger, it implies that the sloping is getting larger and the graph getting high and sharpness.

### 3.2 Skewness

Parameter a = seq(50, 55, 0.1) and p = seq(1, 5, 0.1)

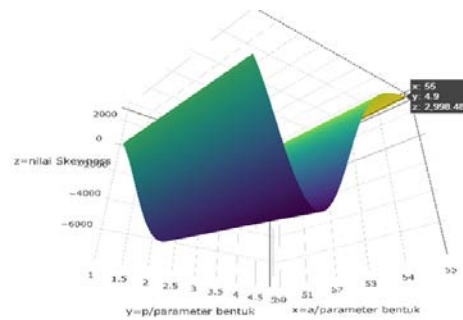


Fig. 4 The graph of Skewness of the Dagum distribution with the variation values of parameters a and p.

Figure 4. The graph of skewness of the Dagum distribution with the values of the parameter a at the x-axis and the values of parameter p at the y-axis has the values of skewness negative and positive at the z-axis. For the green layer where the values of the parameter a around 50 up to 50.8 with the values of parameter p from 1 to 1.3

has the value of skewness greater than 0 (positive), this means that it has skew to the right. For the yellow layer where the values of the parameter a around 50 up to 55 with the values of parameter p from 2 to 3 has the value of skewness greater than 0 (positive), this means that it has skew to the right. For the purple layer where the value of

the parameter a around 50 to 55 with the values of parameter p from 3 to 5 has the value of skewness less

than 0 (negative), this means that it has skew to the left.

### 3.3 Kurtosis

Parameter a = seq(1, 4, 0.1) and b = seq(1, 70, 0.1)




Fig. 5 The Kurtosis graph of the Dagum distribution with the variation values parameters a and p.

Figure 5. kurtosis of the Dagum distribution with the values of the parameter a at the x-axis, and the values of parameter p at the y-axis, has the values of skewness negative and positive at the z-axis. For the green layer,

yellow, blue and purple are the values of kurtosis with the parameter a from 1 to 4 and the values of p from 1 to 70 has the values of Kurtosis positive, this mean that the distribution has sharp peak and relatively high and is called leptokurtic.

### 3.4 Moment Generating Function (MGF)

Parameter a = seq(26, 36, 0.5), p = seq(67, 77, 0.5) and b fixed = 12



Fig. 6 The graph of MGF Dagum distribution with the variation value of parameter a, p and b fixed.

Figure 6. MGF of Dagum distribution with the values of the shape parameter a at the x-axis, and the values of the parameter p at the y-axis have the values of MGF at the z-axis. For every values of MGF of the Dagum distribution at the parameters a, b and p has the values

positive and negative. The graph for the value of a= 33,5 and 26,5 parameter p = 72 and 68 and b = 12 the values of MGF are 1,310984 and -19,299 . For the value of the parameter a and b getting larger imply that the value of MGF positive.

### 3.5 Cumulant

Parameter a = seq(26, 36, 0.5), b = seq(12, 22, 0.5) and p=2 fixed.



Fig. 7 The graph of Cumulant of the Dagum distribution with the variation values of parameters a, b and p fixed.

Figure 7. cumulant of the Dagum distribution with the values of parameter a at the x-axis, and the values of parameter b at the y-axis have the values of cumulant at the z-axis. For every value of cumulant of the Dagum distribution at the values of parameters a,b, and p have

values positive and negative. For the value of a=26.5, b=13 and p=2 the value of cumulant is -214.926. But for the value of parameter a = 36, b = 22 and p = 2 the cumulant is positive. For the values of parameter a and b getting larger, the values of cumulant are getting positive.

### 3.6 Characteristic Function

Parameter a = seq(26,36,0.5), b=seq(12,22,0 has values positive and negative) and p = 67

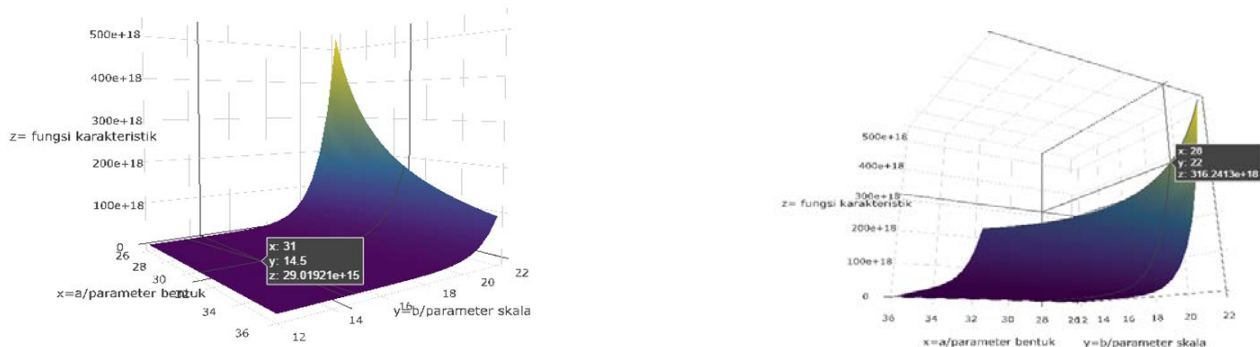


Fig. 8 The graph of the characteristic function of the Dagum distribution with variation values of the parameters a, b and p fixed

Figure 8 the characteristic function of the Dagum distribution with the value of the parameter a at the x-axis and the value of the parameter b at the y-axis has the value of the characteristic function at the z-axis. The characteristic values of the Dagum distribution are positive for each values of the parameters a, b, and p . For the value of a = 28, b = 22 and p = 67 the value of cumulant is  $z = 316.2413 e^{18}$ .

the Dagum distribution. The shape parameter p used to see the change of the graph at the right side of the Dagum distribution and also to see the movement of the graph toward the positive and negative direction. The shape parameter a used to see the change of the graph at both side's right and left of the graph, the shape of either the peak sharpness or sloping can be seen clearly. The scale parameter b used to see the distribution of the data due to the change in the values of scale parameter b, it's also has impact in the change of either the shape of the peak sharpness or sloping of the graph of Dagum distribution.

### 4. Conclusion

Based on the results of analysis and simulation we conclude that: The parameters of the Dagum distribution (a, b, p) with two shape parameters and one scale parameter have difference function to depict the graph of

### References

[1] Dagum, C. A new model of personal income distribution: specification and estimation. *Economie Appliqu'ee*, XXX, pp. 413-437, 1977.

- [2] Dagum, C. The generation and distribution of income, the Lorenz curve and the Gini ratio. *Economie Appliquée*, XXXIII, pp. 327–367, 1980.
- [3] Kleiber, C. A Guide to the Dagum Distributions. Working Paper, A publication of the Center of Business and Economics (WWZ), University Basel, 2007.
- [4] Kleiber, C., and Kotz, S. *Statistical Size Distribution in Economics and Actuarial Sciences*. Wiley-Interscience. New Jersey, 2003.
- [5] Rajasooriya, S. *Statistical Properties of the Mc-Dagum and Related Distributions*. Electronic Theses & Dissertations. 45, 2013.
- [6] <http://digitalcommons.georgiasouthern.edu/etd/45>.
- [7] Khuri, A. L. *Advanced Calculus with Application in Statistics*. (2nd ed.). John Wiley & Sons Inc., New Jersey, 2002.
- [8] Casella, G. and Berger, R.L. *Statistical Inference*. (2nd ed.). Duxbury Press, California, 2001.
- [9] Forbes, C., Evans, M., Hastings, N. and Peacock, B. *Statistical Distribution*. (4th ed.). John Wiley & Sons Inc., New Jersey, 2010.
- [10] Roussas, G.G. *A Course in Mathematical Statistics*. Academic Press, New York, 1997.
- [11] Ramachandran, K.M., and Tsokos, C.P. 2014. *Mathematical Statistics with Application in R*. (2nd ed.). Academic Press. New York, 2014.