

Successfully received: submission

mail.google.com/mail/u/0/#label/Publication/FMfcgxwDrbrRNwXkcDggrCcmTrcqqXfk

Paused

label:publication

Active

Google

Mail

GD JURKIM

I-4 forum

J-1 Scholar OSU

KAPSEL S-2 2020

Chat

No conversations

Start a chat

Spaces

No spaces yet

Create or find a space

Meet

49 of 67

←

→

←

🗑️

📧

🕒

🔄

📁

🗑️

⋮

Successfully received: submission Structure Characterization and Biological Activity of 2-Arylbenzofurans from Sesbania grandiflora Stem Bark for Phytochemistry Letters

Publication

Phytochemistry Letters <EvisSupport@elsevier.com>

Wed, Oct 2, 2019, 9:52 AM

★

↩

⋮

to me

This message was sent automatically.

Ref: PHYTOL_2019_624

Title: Structure Characterization and Biological Activity of 2-Arylbenzofurans from Sesbania grandiflora Stem Bark

Journal: Phytochemistry Letters

Dear Dr. Noviany,

Thank you for submitting your manuscript for consideration for publication in Phytochemistry Letters. Your submission was received in good order.

To track the status of your manuscript, please log into EVISE® at: http://www.evise.com/evise/faces/pages/navigation/NavController.jspx?JRNL_ACR=PHYTOL and locate your submission under the header 'My Submissions with Journal' on your 'My Author Tasks' view.

Thank you for submitting your work to this journal.

Kind regards,

Phytochemistry Letters

Have questions or need assistance?

For further assistance, please visit our [Customer Support](#) site. Here you can search for solutions on a range of topics, find answers to frequently

Your manuscript PHYTOL_2019_624

mail.google.com/mail/u/0/#label/Publication/FMfcgxwDrbsbsfQrQwMKWNBPGzpCq5H

Gmail

label:publication

Active

Google

Mail

GD JURKIM

I-4 forum 2

J-1 Scholar OSU 4

KAPSEL S-2 2020 1

Chat

No conversations

Start a chat

Spaces

No spaces yet

Create or find a space

Meet

48 of 67

Your manuscript PHYTOL_2019_624 has been sent for review

Publication

Phytochemistry Letters

<EviseSupport@elsevier.com>

to me

Thu, Oct 3, 2019, 5:07 PM

This message was sent automatically.

Reference: PHYTOL_2019_624

Title: Structure Characterization and Biological Activity of 2-Arylbenzofurans from Sesbania grandiflora Stem Bark

Journal: Phytochemistry Letters

Dear Dr. Noviany,

I am currently identifying and contacting reviewers who are acknowledged experts in the field. Since peer review is a voluntary service it can take time to find reviewers who are both qualified and available. While reviewers are being contacted, the status of your manuscript will appear in EVISE® as 'Reviewer Invited'.

Once a reviewer agrees to review your manuscript, the status will change to 'Under Review'. When I have received the required number of expert reviews, the status will change to 'Ready for Decision' while I evaluate the reviews before making a decision on your manuscript.

To track the status of your manuscript, please log into EVISE® and go to 'My Submissions' via: http://www.evise.com/evise/faces/pages/navigation/NavController.jspx?JRNL_ACR=PHYTOL

Kind regards,

Phytochemistry Letters

Have questions or need assistance?

For further assistance, please visit our [Customer Support](#) site. Here you can search for solutions on a range of topics, find answers to frequently

The screenshot shows a Microsoft Word window with the title "Reviews completed - Word". The ribbon includes FILE, HOME, INSERT, DESIGN, PAGE LAYOUT, REFERENCES, MAILINGS, REVIEW, VIEW, GRAMMARLY, Nitro Pro 8, and FORMAT. The main content area displays an email from "Phytochemistry Letters <EvisSupport@elsevier.com>" dated Tuesday, October 15, 2019, at 7:33 AM. The email subject is "Reviews complete and decision pending for your manuscript PHYTOL_2019_624". The body of the email provides information about the manuscript's review status and offers instructions on how to track its progress through the EVISE system.

Reviews complete and decision pending for your manuscript

PHYTOL_2019_624 Publication X

Phytochemistry Letters <EvisSupport@elsevier.com>
to me

Tue, Oct 15, 2019, 7:33 AM ☆ ↶ ⋮

Reference: PHYTOL_2019_624
Title: Structure Characterization and Biological Activity of 2-Arylbenzofurans from *Sesbania grandiflora* Stem Bark
Journal: Phytochemistry Letters

Dear Dr. Noviany,

I am pleased to inform you that I have received all the required reviews, which I will now evaluate before making a decision on your manuscript referenced above.

In the event that I need to seek the opinion of an additional reviewer, you may see the status of your manuscript revert briefly from 'Ready for Decision' to 'Under Review'.

To track the status of your manuscript, please log into EVISE at http://www.evise.com/evise/faces/pages/navigation/NavController.jspx?JRNL_ACR=PHYTOL and go to 'My Submissions'.

I will inform you once I have made a decision.

Thank you again for submitting your manuscript to Phytochemistry Letters and for giving me the opportunity to consider your work.

Kind regards,
Phytochemistry Letters

PAGE 1 OF 2 0 WORDS ENGLISH (UNITED STATES) 121%

Decision on your submission to

mail.google.com/mail/u/0/#label/Publication/FMfcgxdwDrV/CgmPmNDvMpdnRGzsWhnWQ

Paused

Gmail

label:publication

Active

Google

Mail

GD JURKIM

I-4 forum 2

J-1 Scholar OSU 4

KAPSEL S-2 2020 1

Chat

No conversations

Start a chat

Spaces

No spaces yet

Create or find a space

Meet

Decision on your submission to Phytochemistry Letters

External Publication

46 of 67

Simon Gibbons (Phytochemistry Letters)

<EvisSupport@elsevier.com>

to me

Thu, Oct 31, 2019, 6:45 PM

Ref: PHYTOL_2019_624

Title: Structure Characterization and Biological Activity of 2-Arylbenzofurans from Sesbania grandiflora Stem Bark

Journal: Phytochemistry Letters

Dear Dr. Noviany,

Thank you for submitting your manuscript to Phytochemistry Letters.

I have completed my evaluation of your manuscript. The reviewers recommend reconsideration of your manuscript following revision. I invite you to resubmit your manuscript after addressing the comments below.

When revising your manuscript, please consider all issues mentioned in the reviewers' comments carefully; please outline in a cover letter every change made in response to their comments and provide suitable rebuttals for any comments not addressed. Please note that your revised submission may need to be re-reviewed.

If you would like to revise your manuscript, you first need to accept this invitation:

- Log into EVISE® at: http://www.evise.com/evise/faces/pages/navigation/NavController.jspx?JRNL_ACR=PHYTOL;
- Locate your manuscript under the header 'My Submissions that need Revisions' on your 'My Author Tasks' view; and
- Click on 'Agree to Revise'.

Upon agreeing to revise your manuscript, your revision deadline will be displayed in your 'My Author Tasks' view.

When you are ready, please submit your revision by logging into EVISE® at: <http://www.evise.com/evise/faces/pages/navigation/NavController.jspx?>

Decision on your submission to | x

mail.google.com/mail/u/0/#label/Publication/FMfcgwxwDrvJCgmPmNDvMpdnRGzsWhnWQ

Paused

Gmail

label:publication

Active

Google

Mail

GD JURKIM

I-4 forum 2

J-1 Scholar OSU 4

KAPSEL S-2 2020 1

Chat

No conversations

Start a chat

Spaces

No spaces yet

Create or find a space

Meet

←

↶

🕒

🗑

✉

🕒

↶

📁

📄

⋮

46 of 67

📅

📌

🔍

+

Upon agreeing to revise your manuscript, your revision deadline will be displayed in your 'My Author Tasks' view.

When you are ready, please submit your revision by logging into EVISE® at: http://www.evise.com/evise/faces/pages/navigation/NavController.jsp?JRNL_ACR=PHYTOL

Phytochemistry Letters values your contribution and I look forward to receiving your revised manuscript.

Kind regards,

Simon Gibbons
Editor-in-Chief
Phytochemistry Letters

Editor and Reviewer Comments:

Editors comments:

At present your manuscript is not of sufficient English quality to be moved forward. I would suggest that you use the following Elsevier proof editing company:

<http://webshop.elsevier.com/languageservices/languageediting/>

1

Comments:

Page 4, 3th line from the bottom,
“(Hasan et al., 2012; Noviany et al., 2012)” should be replaced after “their antituberculosis property”

Page 6, line 10, and Page 7, 5th line from the bottom, "2" of "SP2" should be a superscript.

Page 7, line 8,
"conformational analyses" might be "conformational analyses"

Decision on your submission to
+

mail.google.com/mail/u/0/#label/Publication/FMfcgxwDrvJCgmPmNDvMpdnRGzsWhnWQ
Paused

Gmail
label:publication
Active
Google

Mail
46 of 67

GD JURKIM
I-4 forum 2
J-1 Scholar OSU 4
KAPSEL S-2 2020 1

Chat
+

No conversations
[Start a chat](#)

Spaces
+


No spaces yet
[Create or find a space](#)

Meet

-Reviewer 2
-
This manuscript reported one new 2-arylbenzofuran-type compound sesbagrandiflorain C (**1**) and four known compounds (**2-5**) isolated from stem bark of *Sesbania grandiflora*. The structures of sesbagrandiflorain C (**1**) were determined by UV, IR, MS, and NMR spectroscopic techniques. In addition, the cytotoxicity assay of these compounds revealed that compounds **1-5** have moderate cytotoxicity against HeLa, HepG2, and MCF-7 cell lines. This study expands the understanding of natural constituents of *Papilionoideae* genera. Therefore, this manuscript is suitable to be published in *Phytochemistry Letter*, but the following problems should be corrected.
1) In Figure 2, the ^1H - ^1H COSY correlations of **1** should be provided.
2) In the introduction section, paragraph 2, the authors mentioned the application of this plant in the herbal remedy, please add the suitable reference.
3) In figure 2b, the NOESY correlations between H-4 and H-5, H-5' and H-6' might be the signal residue of ^1H - ^1H COSY.
4) In table 1, the position of MeO groups should be clearly assigned.
5) In the figure 2, the format for MeO should be unified.
6) In the figure 2a, the HMBC correlations of H-6' and C-4' was repeatedly marked.
7) In the figure 2a, how to connect C-2 and C-3 fragments in HMBC correlation.
8) Please supply the evidence for determination of MeO at C-2' in the structural elucidation of **1**.
9) Page 9, line 11, the " δ 186.8" should be " δ_{C} 186.8".
10) Page 9, line 8, the " δ_{H} 6.87" should be " δ_{H} 6.87".

- | | | | |
|-----------------|---|-----|---|
| GD JURKIM | | 9) | Page 9, line 11, the " δ 186.8" should be " δ_C 186.8". |
| I-4 forum | 2 | 10) | Page 9, line 8, the " δ_H 6.87" should be " δ_H 6.87". |
| J-1 Scholar OSU | 4 | 11) | Page 10, line 5 from the bottom, the " sp^2 " should be " sp^2 ". |
| KAPSEL S-2 2020 | 1 | | |

12) Page 9, line 13, the "A and B rings of 1 are identical to those in 4, whereas the C ring is different" should be "A and C rings of 1 are identical to those in 4, whereas the B ring is different".



No conversations

[Start a chat](#)

13) Page 14, line 4-5 from the bottom, the " v_{\max} and λ_{\max} " should be " v_{\max} and λ_{\max} ".

14) Page 11, line 4 from the bottom, the "12.5 $\mu\text{g/ml}$ " should be "12.5 $\mu\text{g/mL}$ ".

15) In references, please notice that the dashes should be uniform: e.g. "878-885" or "878–885".

16) Please attach the spectra of the compounds in supplementary data.

▼ Spaces + [How to use spaces in a document](#)

For further assistance, please visit our [Customer Support](#) site. Here you can search for solutions on a range of topics, find answers to frequently asked questions, and learn more about EVISE® via interactive tutorials. You can also talk 24/5 to our customer support team by phone and 24/7 by live chat and email.

No spaces yet
Create or find a space

Copyright © 2018 Elsevier B.V. | [Privacy Policy](#)

Elsevier B.V., Radarweg 29, 1043 NX Amsterdam, The Netherlands, Reg. No. 33156677.

» Meet

Revision Requested - PHYTOL_2019_624

mail.google.com/mail/u/0/#label/Publication/FMfcgxwGBwXHMPsKnfLddTMbPXlqLTtC

Paused

Gmail

label:publication

Active

Google

Mail

GD JURKIM

I-4 forum2

J-1 Scholar OSU4

KAPSEL S-2 20201

Chat

No conversations

Start a chat

Spaces

No spaces yet

Create or find a space

Meet

←

↶

🔔

🗑️

✉️

🕒

🔄

📁

📄

⋮

35 of 67

↶

↷

Revision Requested - PHYTOL_2019_624 for Phytochemistry Letters

Publication

Phytochemistry Letters

<EvisSupport@elsevier.com>

Sat, Nov 30, 2019, 12:04 PM

☆

↶

⋮

to me

This message was sent automatically.

Ref: PHYTOL_2019_624

Title: Structure Characterization and Biological Activity of 2-Arylbenzofurans from Sesbania grandiflora Stem Bark

Journal: Phytochemistry Letters

Dear Dr. Noviany,

On 31/Oct/2019 I sent the above-referenced request for your manuscript, and would kindly like to remind you to respond to this request by 30/Dec/2019.

To view the request, log into EVISE® at: http://www.evise.com/evise/faces/pages/navigation/NavController.jspx?JRNL_ACR=PHYTOL and click on the title of your manuscript, located under 'My Author Tasks' on your homepage. Complete the required steps and submit the manuscript.

What happens next?

After you submit your manuscript you will receive an email confirmation that your submission is complete. To track the status of your manuscript throughout the editorial process, log into EVISE® at: http://www.evise.com/evise/faces/pages/navigation/NavController.jspx?JRNL_ACR=PHYTOL and locate your submission under the header 'My Submissions with Journal' on your 'My Author Tasks' view.

Kind regards,

Phytochemistry Letters

Received revision PHYTOL_2019_ xEVISE and EES are decommission xMy Drive - Google Drive x

mail.google.com/mail/u/0/#label/Publication/FMfcgxwGBwbcJPDkCpckHVfkQtpfbmpl

Paused

Gmail

Mail

J-1 Scholar USU4

KAPSEL S-2 20201

KIDAS II71

Publication

Reviewer

Chat

No conversations
Start a chat

Spaces

No spaces yet
Create or find a space

Meet

label:publication

Active

Google

Received revision PHYTOL_2019_624_R1

Publication x

61 of 94

Phytochemistry Letters <EviseSupport@elsevier.com>
to me

Dec 3, 2019, 2:44 PM

This message was sent automatically.

Ref: PHYTOL_2019_624_R1
Title: Structure Characterization and Biological Activity of 2-Arylbenzofurans from an Indonesian Plant, Sesbania grandiflora (L.) Pers
Journal: Phytochemistry Letters

Dear Dr. Noviany,

Thank you for submitting your revised manuscript for consideration for publication in Phytochemistry Letters. Your revision was received in good order.

To track the status of your manuscript, please log into EVISE® http://www.evise.com/evise/faces/pages/navigation/NavController.jspx?JRNL_ACR=PHYTOL and locate the submission under the header 'My Submissions with Journal' on your 'My Author Tasks' view.

We appreciate your submitting your revision to this journal.

Kind regards,

Phytochemistry Letters

Have questions or need assistance?
For further assistance, please visit our [Customer Support](#) site. Here you can search for solutions on a range of topics, find answers to frequently asked questions, and learn more about EVISE® via interactive tutorials. You can also talk 24/5 to our customer support team by phone and 24/7 by live chat and email.

Your manuscript PHYTOL_2019_624_R1

mail.google.com/mail/u/0/#label/Publication/FMfcgxwGCQTclJcRtgZmMbJSHnNVWhW

Paused

Gmail

label:publication

Active

Google

Mail

KIDAS II71

Publication

Reviewer

SPT

Chat

No conversations
Start a chat

Spaces

No spaces yet
Create or find a space

Meet

Your manuscript PHYTOL_2019_624_R1 has been accepted

ExternalPublication

Simon Gibbons (Phytochemistry Letters) <EvisSupport@elsevier.com>

Mon, Dec 16, 2019, 7:37 PM

to me

Ref: PHYTOL_2019_624_R1
Title: Structure Characterization and Biological Activity of 2-Arylbenzofurans from an Indonesian Plant, Sesbania grandiflora (L.) Pers
Journal: Phytochemistry Letters

Dear Dr. Noviany,

I am pleased to inform you that your paper has been accepted for publication. My own comments as well as any reviewer comments are appended to the end of this letter.

Your accepted manuscript will now be transferred to our production department. We will create a proof which you will be asked to check. You can read more about this [here](#). Meanwhile, you will be asked to complete a number of online forms required for publication. If we need additional information from you during the production process, we will contact.

Thank you for submitting your work to Phytochemistry Letters. We hope you consider us again for future submissions.

Kind regards,

Simon Gibbons
Editor-in-Chief
Phytochemistry Letters

Comments from the editors and reviewers

17 of 67

30

+

>

Your manuscript PHYTOL_2019_0

mail.google.com/mail/u/0/#label/Publication/FMfcgxwGCQTcUJcRtgZmMbJSHnNvWhW

Paused

Gmail

label:publication

Active

Google

Mail

KIDAS II71

Publication

Reviewer

SPT

Chat

No conversations
Start a chat

Spaces

No spaces yet
Create or find a space

17 of 67

Thank you for submitting your work to Phytochemistry Letters. We hope you consider us again for future submissions.

Kind regards,

Simon Gibbons
Editor-in-Chief
Phytochemistry Letters

Comments from the editors and reviewers:

Thank you for your nice paper!

Best wishes

Simon Gibbons

Have questions or need assistance?

For further assistance, please visit our [Customer Support](#) site. Here you can search for solutions on a range of topics, find answers to frequently asked questions, and learn more about EVISE® via interactive tutorials. You can also talk 24/5 to our customer support team by phone and 24/7 by live chat and email.

Copyright © 2018 Elsevier B.V. | [Privacy Policy](#)

Elsevier B.V., Radarweg 29, 1043 NX Amsterdam, The Netherlands, Reg. No. 33156677.

...

[Message clipped] [View entire message](#)

help.elsevier.com/app/answers/list/p/9435/

Track your article [PHYTOL_2039]

EVISE and EES are decommission

My Drive - Google Drive

mail.google.com/mail/u/0/#label/Publication/FMfcgwxwGCQTctVkFWbzCrcWRfHnJjXWP

Paused

Gmail

label:publication

Active

Google

Mail

J-1 Scholar USU4

KAPSEL S-2 20201

KIDAS II71

Publication

Reviewer

Chat

No conversations

Start a chat

Spaces

No spaces yet

Create or find a space

Meet

Track your article [PHYTOL_2039] accepted in Phytochemistry Letters

Publication

Elsevier - Article Status <Article_Status@elsevier.com> to me

Mon, Dec 16, 2019, 9:05 PM

Please note this is a system generated email from an unmanned mailbox.
If you have any queries we really want to hear from you via our 24/7 support at <http://help.elsevier.com>

Article title: Structure Characterization and Biological Activity of 2-Arylbenzofurans from an Indonesian Plant, Sesbania grandiflora (L.) Pers
Reference: PHYTOL2039
Journal title: Phytochemistry Letters
Corresponding author: Dr. Noviany Noviany
First author: Dr Noviany Noviany
Dear Dr. Noviany,

Your article Structure Characterization and Biological Activity of 2-Arylbenzofurans from an Indonesian Plant, Sesbania grandiflora (L.) Pers will be published in Phytochemistry Letters.

Production has begun on your article

EVISE and EES are decommissioned

My Drive - Google Drive

mail.google.com/mail/u/0/#label/Publication/FMfcgxwGCQVkkqkTBDzpzDnBRNQVFwvCM

Paused

Gmail

Mail

J-1 Scholar USU

KAPSEL S-2 2020

KIDAS II

Publication

Reviewer

Chat

No conversations

Start a chat

Spaces

No spaces yet

Create or find a space

Meet

label:publication

Active

Google

Production has begun on your article [PHYTOL_2039] in Phytochemistry Letters

divya.arora@elsevier.com

Tue, Dec 17, 2019, 4:53 AM

Our reference: PHYTOL 2039

Article reference: PHYTOL_2019_624

Article title: Structure Characterization and Biological Activity of 2-Arylbenzofurans from an Indonesian Plant, Sesbania grandiflora (L.) Pers

To be published in: Phytochemistry Letters

Dear Dr. Noviany,

Thank you for choosing to publish in Phytochemistry Letters. Please read this e-mail carefully as it contains important information.

FINALIZE PUBLISHING YOUR ARTICLE:

We work hard to publish our authors' articles online as quickly and efficiently as possible, therefore processing of your accepted manuscript for publication has already begun. To ensure that we publish your article in accordance with your wishes, please now complete the forms found here:

<http://authors.elsevier.com/authorforms/PHYTOL2039/b381b98c45a371e625dcd0ff14ac2718>

If this link does not work, please copy the entire URL (noting that it may run on to a second line in this message) into your browser. You should log in with your Elsevier Profile credentials, which you may have already created when submitting your article.

Proofs of [PHYTOL_2039] - novidi

mail.google.com/mail/u/0/#label/Publication/FMfcgxwGCQVldMFIRQLMGRNMLXJsgzq

Paused

Gmail

label:publication

Active

Google

Mail

71

KIDAS II

Publication

Reviewer

SPT

Chat

No conversations

Start a chat

Spaces

No spaces yet

Create or find a space

Meet

30 of 67

via the link below. You will find instructions on the start page on how to make corrections directly on-screen or through PDF.

<https://elsevier.proofcentral.com/en/landing-page.html?token=04d60a7748f05188506e0e9fc0d5e7f1>

Please open this hyperlink using one of the following browser versions:

- Google Chrome 40+
- Mozilla Firefox 40+
- Microsoft Internet Explorer 11

(Note: Mac OS Safari and Microsoft Edge are not supported at the moment)

We ask you to check that you are satisfied with the accuracy of the copy-editing, and with the completeness and correctness of the text, tables and figures. To assist you with this, copy-editing changes have been highlighted.

You can save and return to your article at any time during the correction process. Once you make corrections and hit the SUBMIT button you can no longer make further corrections. When multiple authors/editors are expected to make corrections, it important to note that each person does not click the SUBMIT button at the end of their corrections.

We will do everything possible to get your article published quickly and accurately. The sooner we hear from you, the sooner your corrected article will be published online. You can expect your corrected proof to appear online in within a week after we receive your corrections.

We very much look forward to your response.

Yours sincerely,
Elsevier

E-mail: corrections.eseo@elsevier.thomsondigital.com

For further assistance, please visit our customer support site at <http://support.elsevier.com>. Here you can search for solutions on a range of topics. You will also find our 24/7 support contact details should you need any further assistance from one of our customer support representatives.

Dear Author, your article has been accepted

mail.google.com/mail/u/0/#label/Publication/FMfcgXwGCQZDqhDfthCzDgFQstsvF85D

Paused

Gmail

label:publication

Active

Google

Mail

KIDAS II71

Publication

Reviewer

SPT

Chat

No conversations

Start a chat

Spaces

No spaces yet

Create or find a space

Meet

Dear Author, your article has been accepted

ExternalPublication

29 of 67


Phytochemistry Letters

<journals@mail.elsevier.com>

to me

Thu, Dec 19, 2019, 4:54 PM

StarReplyMore



Can't see this email properly? [Click here to view an online version](#)

Congratulations

Congratulations on your accepted article!

Dear Author,

We recognize you have a choice of where to submit your research and we thank you for choosing to publish with *Phytochemistry Letters*.

As an expert in the topic, you are best to explain why your article, **Structure Characterization and Biological Activity of 2-Arylbenzofurans from an**

Dear Author, your article has been accepted for publication

mail.google.com/mail/u/0/#label/Publication/FMfcgxwGCQZDqhdthCzDgEQstsvFBSD

Paused

Gmail

label:publication

Active

Google

Mail

KIDAS II71

Publication

Reviewer

SPT

Chat

No conversations

Start a chat

Spaces

No spaces yet

Create or find a space

Meet

←

↶

ⓘ

🗑

✉

🕒

🔄

📁

📄

⋮

29 of 67

📅


🔍


🔒


👤

+

As an expert in the topic, you are best to explain why your article, **Structure Characterization and Biological Activity of 2-Arylbenzofurans from an Indonesian Plant, Sesbania grandiflora (L.) Pers**, is so important or novel. Find out how to make the most of your article:

Share Your Research Data

Researcher Academy

Get Noticed

We look forward to receiving future manuscripts from you!

Sincerely,

Researcher Engagement Team

Elsevier supports responsible sharing:
Responsible sharing in line with copyright enables publishers to sustain high quality journals and the services they provide to the research community. [Find out how you can share your accepted manuscript in Elsevier journals.](#)

Rights and Access form comple...

mail.google.com/mail/u/0/#label/Publication/FMfcgkwGCQdhMFrjRDsWDPZMjTXjDjWV

Gmail

label:publication

Active

Google

Mail

KIDAS II71

Publication

Reviewer

SPT

Chat

No conversations

Start a chat

Spaces

No spaces yet

Create or find a space

Meet

27 of 67

Rights and Access form completed for your article [PHYTOL_2039]

Publication

Elsevier - Author Forms <Article_Status@elsevier.com>

to me

Mon, Dec 23, 2019, 11:55 AM

★

ELSEVIER

Dear Dr. Novlany,


Thank you for completing the Rights and Access Form for your article *Structure Characterization and Biological Activity of 2-Arylbenzofurans from an Indonesian Plant, Sesbania grandiflora (L.) Pers* on December 23, 2019.

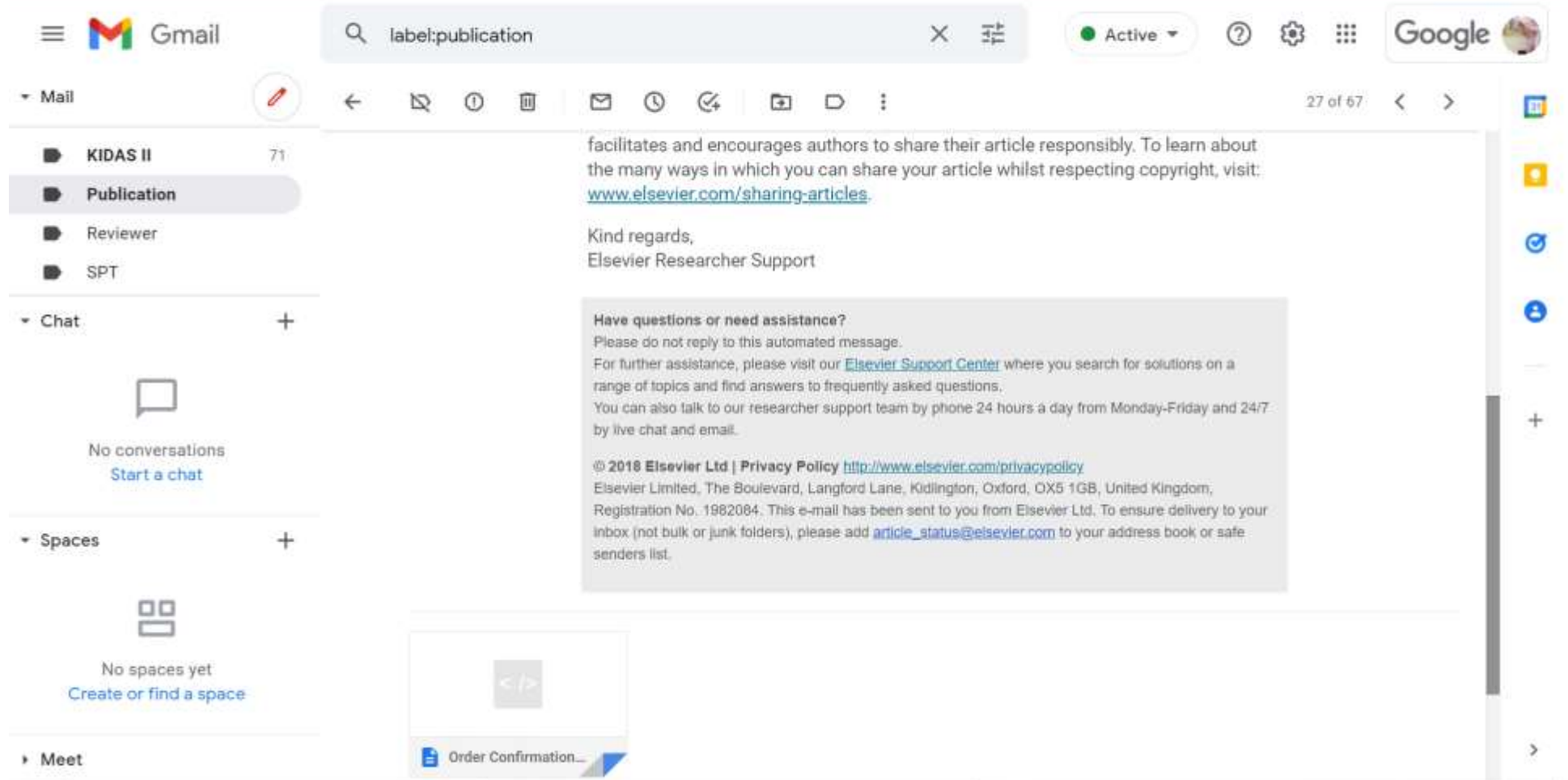
The Order Summary is attached to this email.

If you have any questions, please do not hesitate to contact us. To help us assist you, please quote our article reference PHYTOL2039 in all correspondence.

Now that your article has been accepted, you will want to maximize the impact of your work. Elsevier facilitates and encourages authors to share their article responsibly. To learn about the many ways in which you can share your article whilst respecting copyright, visit: www.elsevier.com/sharing-articles.

PHYTOCHEMISTRY LETTERS





Publishing Agreement completed for your article [PHYTOL_2039]

Elsevier - Author Forms <Article_Status@elsevier.com>
to me ▾

Mon, Dec 23, 2019, 11:55 AM

ELSEVIER


Dear Dr. Noviany,

Thank you for completing the Rights and Access Form for your article *Structure Characterization and Biological Activity of 2-Arylbenzofurans from an Indonesian Plant, Sesbania grandiflora (L.) Pers.* Please find attached a copy of the "Journal Publishing (License) Agreement" which you completed online on December 23, 2019.

If you have any questions, please do not hesitate to contact us. To help us assist you, please quote our article reference PHYTOL2039 in all correspondence.

Now that your article has been accepted, you will want to maximize the impact of your work. Elsevier facilitates and encourages authors to share their article responsibly. To learn about the many ways in which you can share your article whilst respecting copyright, visit: www.elsevier.com/sharing-articles.

We are committed to publishing your article as quickly as possible.



your article whilst respecting copyright, visit: www.elsevier.com/sharing-articles.

We are committed to publishing your article as quickly as possible.

Kind regards,
Elsevier Researcher Support

Have questions or need assistance?

Please do not reply to this automated message.

For further assistance, please visit our [Elsevier Support Center](#) where you search for solutions on a range of topics and find answers to frequently asked questions.

You can also talk to our researcher support team by phone 24 hours a day from Monday-Friday and 24/7 by live chat and email.

© 2018 Elsevier Ltd | Privacy Policy <http://www.elsevier.com/privacypolicy>

Elsevier Limited, The Boulevard, Langford Lane, Kidlington, Oxford, OX5 1GB, United Kingdom,
Registration No. 1982084. This e-mail has been sent to you from Elsevier Ltd. To ensure delivery to your
inbox (not bulk or junk folders), please add article_status@elsevier.com to your address book or safe
senders list.



PHYML2039.html

Publication x

Elsevier - Author Forms <Article_Status@elsevier.com>

to me. ♥

Mon, Dec 23, 2019, 11:55 AM




Dear Dr. Noviany,

Thank you for completing the Rights and Access Form
for your article *Structure Characterization and Biological
Activity of 2-Arylbenzofurans from an Indonesian Plant,
Sesbania grandiflora (L.) Pers* on December 23, 2019.

The Order Summary is attached to this email.

If you have any questions, please do not hesitate to contact us. To help us assist you, please quote our article reference PHYTOL2039 in all correspondence.

Now that your article has been accepted, you will want to maximize the impact of your work. Elsevier facilitates and encourages authors to share their article responsibly. To learn about the many ways in which you can share your article whilst respecting copyright, visit: www.elsevier.com/sharing-articles.



mail.google.com/mail/u/0/#label/Publication/FMfcgxwGCbJBVqMtMDzkIfLdBhBgLvCQ

Gmail

label:publication

Active

Google

Mail

KIDAS II71

Publication

Reviewer

SPT

Chat

No conversations
Start a chat

Spaces

No spaces yet
Create or find a space

Meet

Journal name: Phytochemistry letters
Manuscript title: Structure characterization and biological activity of 2-arylbenzofurans from an Indonesian plant, Sesbania grandiflora (L.) Pers
The manuscript ID is NIHMS1547951.

This process applies to research funded only by agencies listed on the [NIHMS Funders page](#). If the research was not funded by one of these agencies, please let us know. Otherwise, please be sure to associate or confirm any relevant funding support prior to approving the deposited materials. Applicable funding must be associated in the NIHMS system even if it was also acknowledged in the manuscript text.

There are three steps:

1. Access the System - Please click on the following URL to access the NIHMS system:

<https://www.nihms.nih.gov/dh/sub.cgi?ticket=5a403b31c878bb1dd24725309964bdb886e40ccd>

NOTE: If the above link is broken, please copy and paste the entire URL into your browser.

****You must follow this link to find your manuscript.**** This link is a "ticket" that allows our system to match the manuscript with your login session.

Ticket Number:
5a403b31c878bb1dd24725309964bdb886e40ccd

2. Sign in to the NIHMS system. If you need assistance signing in, step-by-step tutorials are available at <https://www.nihms.nih.gov/dh/sub.cgi?page=stepbystep>.

3. Review the initial deposit and click the "Approve" button if complete. (If there is another author or PI who you think would be more appropriate to serve as the Reviewer, you may reassign Reviewer duties under "Step 3. Reassign Reviewer.")

20 of 67

Order offprints of your article [PHYTOL_2039]

mail.google.com/mail/u/0/#label/Publication/FMfcgxwGcklPHwQrFrWfXJMxvpDBtBSK

Paused

☰

Gmail

label:publication

Active

Google

Mail

KIDAS II71

Publication

Reviewer

SPT

Chat

No conversations

Start a chat

Spaces

No spaces yet

Create or find a space

Meet

Order offprints of your article [PHYTOL_2039]

Elsevier - Offprints <Article_Status@elsevier.com> to me

Wed, Jan 15, 2020, 5:35 PM

Please note this is a system generated email from an unmanned mailbox.
If you have any queries we really want to hear from you via our 24/7 support at <http://service.elsevier.com>

Article title: Structure Characterization and Biological Activity of 2-Arylbenzofurans from an Indonesian Plant, Sesbania grandiflora (L.) Pers
Article reference: PHYTOL2039
Journal title: Phytochemistry Letters
Corresponding author: Dr. Noviany Noviany
First author: Dr Noviany Noviany

Dear Dr. Noviany,

The final version of your article entitled Structure Characterization and Biological Activity of 2-Arylbenzofurans from an Indonesian Plant, Sesbania grandiflora (L.) Pers is about to be published in Phytochemistry Letters.

Our records indicate that you have not yet ordered offprints of your article. If you would be interested in receiving offprints of your article, please go to: <http://authors.elsevier.com/authorforms/PHYTOL2039/b381b98c45a371e625dcd0ff14ac2718>