

IRWA-D-18-00104 - Submission Confirmation

From: International Journal of Recycling of Organic Waste in Agriculture (IRWA) (em@editorialmanager.com)

To: striyono2001@yahoo.com

Date: Monday, May 21, 2018, 02:13 AM GMT+7

Dear Mr. Triyono,

Thank you for submitting your manuscript, "Cultivation of Rice Straw Mushroom (*Volvarealla volvacea*) on Oil Palm Empty Fruit Bunch (EFB) Growth Medium", to International Journal of Recycling of Organic Waste in Agriculture

The submission id is: IRWA-D-18-00104

Please refer to this number in any future correspondence.

During the review process, you can keep track of the status of your manuscript by accessing the journal's website.

Your username is: striyono2001

If you forgot your password, you can click the 'Send Login Details' link on the EM Login page at <https://irwa.editorialmanager.com/>

With kind regards,

Springer Journals Editorial Office

International Journal of Recycling of Organic Waste in Agriculture

IRWA-D-18-00104 - Revise before review

From: International Journal of Recycling of Organic Waste in Agriculture (IRWA) (em@editorialmanager.com)

To: striyono2001@yahoo.com

Date: Saturday, June 2, 2018, 11:29 AM GMT+7

CC: agusharyid65@gmail.com, marelitelaumbanua@gmail.com, dermiyati.1963@fp.unila.ac.id, jlumbanraja53@gmail.com

Dear Mr. Triyono,

I have read your manuscript, "Cultivation of Rice Straw Mushroom (*Volvarealla volvacea*) on Oil Palm Empty Fruit Bunch (EFB) Growth Medium", submitted to International Journal of Recycling of Organic Waste in Agriculture

Before it can be sent out for review, I would request that you carry out the corrections below.

Please submit your revised manuscript by accessing the journal's website.

Your username is: striyono2001

If you forgot your password, you can click the 'Send Login Details' link on the EM Login page at

<https://irwa.editorialmanager.com/>

Please note: when uploading your revised files, please make sure only to submit your editable source files (i. e. word, tex).

We are looking forward to receiving your revised manuscript before 17 Jul 2018.

Thank you very much.

With kind regards,

Payam Najafi

Director – in – Chief

International Journal of Recycling of Organic Waste in Agriculture

COMMENTS TO THE AUTHOR:

1.The manuscript should be revised for English language before evaluation.

It is better that a native person or some sites help you for this point.

You can refer the link <http://www.editorialmanager.com/homepage/ms/springer-msservices.html> for information regarding editing service.

2.Please provide a structured abstract of 150 to 250 words which should be divided into the following sections:

Purpose (stating the main purposes and research question)

Methods

Results

Conclusions

The manuscript hasn't Conclusions.

3.The doi of articles should be added in references.

4.You should introduce the full keywords, not the abbreviation.

5.We recommend using of new articles which have been published in this journal recently.

IRWA-D-18-00104 - gentle reminder

From: International Journal of Recycling of Organic Waste in Agriculture (IRWA) (em@editorialmanager.com)

To: striyono2001@yahoo.com

Date: Tuesday, July 3, 2018, 11:46 AM GMT+7

Ref.: Ms. No. IRWA-D-18-00104

Cultivation of Rice Straw Mushroom (*Volvarealla volvacea*) on Oil Palm Empty Fruit Bunch (EFB) Growth Medium
International Journal of Recycling of Organic Waste in Agriculture

Dear Mr. Triyono,

When checking our records, we noticed that the due date for your revision on IRWA-D-18-00104 is approaching.

If you are ready to submit, please access the journal's website.

Your username is: striyono2001

If you forgot your password, you can click the 'Send Login Details' link on the EM Login page at
<https://IRWA.editorialmanager.com/>

We are looking forward to receiving your revision. Thank you.

With kind regards,
Springer Journals Editorial Office
International Journal of Recycling of Organic Waste in Agriculture

IRWA-D-18-00104R1 - clarification needed

From: International Journal of Recycling of Organic Waste in Agriculture (IRWA) (em@editorialmanager.com)

To: striyono2001@yahoo.com

Date: Tuesday, July 17, 2018, 10:42 AM GMT+7

Journal Name : International Journal of Recycling of Organic Waste in Agriculture

Manuscript Number : IRWA-D-18-00104R1

Article Title : Cultivation of Rice Straw Mushroom (*Volvarealla volvacea*) on Oil Palm Empty Fruit Bunch (EFB) Growth Medium

Dear Mr. Triyono,

We have received your revised manuscript entitled "Cultivation of Rice Straw Mushroom (*Volvarealla volvacea*) on Oil Palm Empty Fruit Bunch (EFB) Growth Medium".

During the initial check we have noticed a discrepancy in the authors list between the previous version and this version.

Currently the author list is as follows:

Sugeng Triyono, Ph.D.; Agus Haryanto, Ph.D.; Mareli Telaumbanua, Ph.D.; Dermiyati Dermiyati, Ph.D.; Jamalam Lumbanraja, Ph.D.; Filip To, Ph.D

Could you please clarify this change, and also let us know if all co-authors are aware of this?

Please fill in the attached form and upload it together with your revision. Please note that all contributing authors should sign the form.

I have returned the submission to you via the system, and it can be found in the folder 'Submissions Sent Back to Author'.

Please re-submit your manuscript together with your clarification.

Your username is: striyono2001

If you forgot your password, you can click the 'Send Login Details' link on the EM Login page at

<https://irwa.editorialmanager.com/>

We will assign your revision to the Editors after having received the fully filled out form.

The Editors will decide to continue with your revision, based on the information provided.

If we do not hear back from you within 21 days your paper will be considered as rejected.

Thank you very much.

With kind regards,

Ashi Asokan

JEO Assistant

International Journal of Recycling of Organic Waste in Agriculture



Authorship+form_imprints various - pre-acc.pdf

369.2kB

IRWA-D-18-00104R4 - Manuscript Sent Back

From: International Journal of Recycling of Organic Waste in Agriculture (IRWA) (em@editorialmanager.com)

To: striyono2001@yahoo.com

Date: Saturday, March 23, 2019, 04:22 PM GMT+7

Dear Mr. Triyono,

Your submission entitled "Cultivation of Straw Mushroom (*Volvarealla volvacea*) on Oil Palm Empty Fruit Bunch Growth Medium" has been received.

Before we can further process it you are kindly requested to make the following corrections to meet the journal's requirements (please also refer to the Instructions for authors):

Remove the author name from the file name (SugengTriyono_Article_11 J Recycling Org Wastes (7).doc)

Please log onto Editorial Manager as an author.

Your username is: striyono2001

If you forgot your password, you can click the 'Send Login Details' link on the EM Login page at

<https://www.editorialmanager.com/irwa/>

Go to the menu item 'Submissions Sent Back to Author', and click on 'Edit Submission'. If no changes are to be made in the metadata, please go to the submission step 'attach files', and upload your corrected submission. Build the PDF, view your submission, and approve the changes.

Thank you for submitting your work to this journal.

With kind regards,

Harini Senthil
JEO Assistant
International Journal of Recycling of Organic Waste in Agriculture

Recipients of this email are registered users within the Editorial Manager database for this journal. We will keep your information on file to use in the process of submitting, evaluating and publishing a manuscript. For more information on how we use your personal details please see our privacy policy at <https://www.springernature.com/production-privacy-policy>. If you no longer wish to receive messages from this journal or you have questions regarding database management, please contact the Publication Office at the link below.

In compliance with data protection regulations, you may request that we remove your personal registration details at any time. (Use the following URL: <https://www.editorialmanager.com/irwa/login.asp?a=r>) Please contact the publication office if you have any questions.

Please read the important information on page 4 before you begin

This form should be used by authors to request any change in authorship including changes in corresponding authors. Please fully complete all sections. Use black ink and block capitals and provide each author's full name with the given name first followed by the family name.

Please note: In author collaborations where there is formal agreement for representing the collaboration, it is sufficient for the representative or legal guarantor (usually the corresponding author) to complete and sign the Authorship Change Form on behalf of all authors.

Manuscript ID no. in case of unpublished manuscript: IRWA-D-18-00104R1
DOI in case of published manuscript:
ISBN (for books):

Section 1: Please provide the current title of manuscript

(For journals: Please provide the manuscript ID, title and/or DOI if available.)

(For books: Please provide the title, ISBN and/or DOI if available.)

Title: CULTIVATION OF RICE STRAW MUSHROOM (<i>Volvarealla Volvacea</i>) ON OIL PALM EMPTY FRUIT BUNCH (EFB) GROWTH MEDIUM

Section 2: Please provide the previous authorship, in the order shown on the manuscript before the changes were introduced. Please indicate the corresponding author by adding (CA) behind the name.

	First name(s)	Family name	ORCID or SCOPUS id, if available
1 st author	SUGENG	TRIYONO (CA)	https://orcid.org/0000-0001-6678-9198
2 nd author	AGUS	HARYANTO	https://orcid.org/0000-0002-8954-4463
3 rd author	MARELI	TELAUMBANUA	-
4 th author	DERMIYATI	-	https://orcid.org/0000-0001-5888-6084
5 th author	JAMALAM	LUMBANRAJA	https://orcid.org/0000-0002-4694-3640
6 th author			
7 th author			

Please use an additional sheet if there are more than 7 authors.

Change of authorship request form (pre-acceptance)

Section 3: Please provide a justification for change. Please use this section to explain your reasons for changing the authorship of your manuscript, e.g. what necessitated the change in authorship? Please refer to the (journal) policy pages for more information about authorship. Please explain why omitted authors were not originally included and/or why authors were removed on the submitted manuscript.

WE ASKED A HELP TO DR. FILIP TO, TO REVISE THE MANUSCRIPT FOR ENGLISH LANGUAGE AND SOME SUBSTANTIAL POINTS WHEN THE MANUSCRIPT NEEDED TO BE REVISED, AT THE FIRST REVISION. WE THINK THAT HIS CONTRIBUTION WAS MEANINGFUL AND HE DESERVES FOR BEING COAUTHOR., WE AGREED TOADD HIM ON THE AUTHOR LIST AT THE SECOND SUBMISSION.

WE APOLOGIZE FOR THIS INCONVENIENCE;

Section 4: Proposed new authorship. Please provide your new authorship list in the order you would like it to appear on the manuscript. Please indicate the corresponding author by adding (CA) behind the name. If the corresponding author has changed, please indicate the reason under section 3.

	First name(s)	Family name (this name will appear in full on the final publication and will be searchable in various abstract and indexing databases)
1 st author	SUGENG	TRIYONO (CA)
2 nd author	AGUS	HARYANTO
3 rd author	MARELI	TELAUMBANUA
4 th author	DERMIYATI	DERMIYATI
5 th author	JAMALAM	LUMBANRAJA
6 th author	FILIP	TO
7 th author		

Please use an additional sheet if there are more than 7 authors.

Change of authorship request form (pre-acceptance)

Section 5: Author contribution, Acknowledgement and Disclosures. Please use this section to provide a new disclosure statement and, if appropriate, acknowledge any contributors who have been removed as authors and ensure you state what contribution any new authors made (if applicable per the journal or book (series) policy). Please ensure these are updated in your manuscript - after approval of the change(s) - as our production department will not transfer the information in this form to your manuscript.

New acknowledgements:
N/A

New Disclosures (financial and non-financial interests, funding):
None






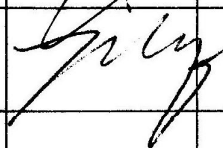
New Author Contributions statement (if applicable per the journal policy):
out of state collaborator of research in investigations

State 'Not applicable' if there are no new authors.

Change of authorship request form (pre-acceptance)

Section 6: Declaration of agreement. All authors, unchanged, new and removed must sign this declaration.

(NB: Please print the form, sign and return a scanned copy. Please note that signatures that have been inserted as an image file are acceptable as long as it is handwritten. Typed names in the signature box are unacceptable.) * Please delete as appropriate. Delete all of the bold if you were on the original authorship list and are remaining as an author.

	First name	Family name		Signature	Affiliated institute	Date <i>19/7/2018</i>
1 st author	SUGENG	TRIYONO	I agree to the proposed new authorship shown in section 4 / and the addition/removal ^{of my name to the authorship list.}		LAMPUNG UNIVERISTY	19/7/2018
2 nd author	AGUS	HARYANTO	I agree to the proposed new authorship shown in section 4 / and the addition/removal ^{of my name to the authorship list.}		LAMPUNG UNIVERSITY	19/7/2018
3 rd author	MARELI	TELAUMBANUA	I agree to the proposed new authorship shown in section 4 / and the addition/removal ^{of my name to the authorship list.}		LAMPUNG UNIVERSITY	19/7/2018
4 th authors	DERMIYATI	-	I agree to the proposed new authorship shown in section 4 / and the addition/removal ^{of my name to the authorship list.}		LAMPUNG UNIVERSITY	19/17/2018
5 th author	JAMALAM	LUMBANRAJA	I agree to the proposed new authorship shown in section 4 / and the addition/removal ^{of my name to the authorship list.}		LAMPUNG UNIVERISTY	19/172018
6 th author	FILIP	TO	I agree to the proposed new authorship shown in section 4 / and the addition/removal ^{of my name to the authorship list.}		MISSISSIPPI STATE UNIVERSITY	19/7/2018
7 th author	-	-	I agree to the proposed new authorship shown in section 4 / and the addition/removal ^{of my name to the authorship list.}		-	-

Please use an additional sheet if there are more than 7 authors.

Change of authorship request form (pre-acceptance)

Important information. Please read.

- Please return this form, fully completed, to Springer Nature. We will consider the information you have provided to decide whether to approve the proposed change in authorship. We may choose to contact your institution for more information or undertake a further investigation, if appropriate, before making a final decision.
- By signing this declaration, all authors guarantee that the order of the authors are in accordance with their scientific contribution, if applicable as different conventions apply per discipline, and that only authors have been added who made a meaningful contribution to the work.
- Please note, we cannot investigate or mediate any authorship disputes. If you are unable to obtain agreement from all authors (including those who you wish to be removed) you must refer the matter to your institution(s) for investigation. Please inform us if you need to do this.
- If you are not able to return a fully completed form within **30 days** of the date that it was sent to the author requesting the change, we may have to withdraw your manuscript. We cannot publish manuscripts where authorship has not been agreed by all authors (including those who have been removed).
- Incomplete forms will be rejected.

IRWA-D-18-00104R1 - clarify authorship change

From: Ashi Asokan (em@editorialmanager.com)

To: striyono2001@yahoo.com

Date: Tuesday, August 7, 2018, 03:47 PM GMT+7

Journal Name : International Journal of Recycling of Organic Waste in Agriculture

Manuscript Number : IRWA-D-18-00104R1

Article Title : Cultivation of Rice Straw Mushroom (*Volvarealla volvacea*) on Oil Palm Empty Fruit Bunch (EFB) Growth Medium

Dear Mr. Triyono,

Could you please respond to our previous request to clarify the change in authorship in your revision?

Please re-submit within 10 working days or, if you are not able to do so, send us a response by return email.

Your submission can be found in the folder 'Submissions Sent Back to Author'.

Please re-submit your manuscript together with your clarification.

Your username is: striyono2001

If you forgot your password, you can click the 'Send Login Details' link on the EM Login page at <https://irwa.editorialmanager.com/>

We will assign your revision to the Editors after having received the fully filled out form.

The Editors will decide to continue with your revision, based on the information provided.

If we do not hear back from you within 10 days your paper will be considered as rejected.

Thank you very much.

With kind regards,

Ashi Asokan

JEO Assistant

International Journal of Recycling of Organic Waste in Agriculture

IRWA-D-18-00104R1 - clarify authorship change

From: Ashi Asokan (em@editorialmanager.com)

To: striyono2001@yahoo.com

Date: Thursday, August 16, 2018, 01:36 PM GMT+7

Journal Name : International Journal of Recycling of Organic Waste in Agriculture

Manuscript Number : IRWA-D-18-00104R1

Article Title : Cultivation of Rice Straw Mushroom (*Volvarealla volvacea*) on Oil Palm Empty Fruit Bunch (EFB) Growth Medium

Dear Mr. Triyono,

Could you please respond to our previous request to clarify the change in authorship in your revision?

Please re-submit within 10 working days or, if you are not able to do so, send us a response by return email.

Your submission can be found in the folder 'Submissions Sent Back to Author'.

Please re-submit your manuscript together with your clarification.

Your username is: striyono2001

If you forgot your password, you can click the 'Send Login Details' link on the EM Login page at <https://irwa.editorialmanager.com/>

We will assign your revision to the Editors after having received the fully filled out form.

The Editors will decide to continue with your revision, based on the information provided.

If we do not hear back from you within 10 days your paper will be considered as rejected.

Thank you very much.

With kind regards,

Ashi Asokan

JEO Assistant

International Journal of Recycling of Organic Waste in Agriculture

International Journal of Recycling of Organic Waste in Agriculture

Cultivation of Straw Mushroom (*Volvarealla volvacea*) on Oil Palm Empty Fruit Bunch Growth Medium

--Manuscript Draft--

Manuscript Number:	IRWA-D-18-00104R2	
Full Title:	Cultivation of Straw Mushroom (<i>Volvarealla volvacea</i>) on Oil Palm Empty Fruit Bunch Growth Medium	
Article Type:	Original Research	
Funding Information:	Kementerian Riset, Teknologi dan Pendidikan Tinggi (ID) (1640/UN26.21/KU/2017; 062/SP2HL/LT?DRPM/2018)	Mr. Sugeng Triyono
Abstract:	<p>Abstract</p> <p>Purpose The research aimed to study effects of size reduction and composting duration of EFB (Empty Fruit Bunches) on straw mushroom production, and to examine the doses of fertilizers commonly used among farmers.</p> <p>Methods The experiment was done in two stages. The first stage was done for identifying optimum physical parameters of EFB, and the second stage focused on enhancing the performance of EFB which was chosen from the first experiment. Experiments in a Randomized Completely Block Design (RCBD) with a 3x3 factorial treatment were carried out in both stages of the study. The first stage had 3 levels of aggregate sizes factor (S) and 3 levels of composting duration factor (C) of EFB. The second stage had 3-levels of NPK factor (N) and 3 levels of organic fertilizer factor (O).</p> <p>Results The whole stalk of EFB produced the highest productivity of 2458.47±1015.23 g m⁻². The supplement of fertilizers increased EFB decomposition rate, productivity to 2950.24±208.50 g m⁻², and nutritive values (particularly for protein content of 41.00±3.79%). Averaged BCE (Biological Conversion Efficiency) also improved from 3.61±1.22 to 6.56±0.46%.</p> <p>Conclusions EFB did not need to be cut into smaller pieces, and should not be composted for more than 8 days, because there was a tendency to decrease yield. Supplemental fertilizers increased decomposition rates of EFB as well as yield and nutritive values of straw mushroom. The BCE can potentially be improved by increasing the dosages of fertilizers, use of micronutrients, or use of enzyme-producing agents that capable of delignification.</p> <p>Keywords: Agricultural waste management, Arduino, Biological Conversion Efficiency, Controlled environment, Fermentation, Lignocelluloses</p>	
Corresponding Author:	Sugeng Triyono, Ph.D. Lampung University Bandar Lampung, Lampung INDONESIA	
Corresponding Author Secondary Information:		
Corresponding Author's Institution:	Lampung University	
Corresponding Author's Secondary Institution:		
First Author:	Sugeng Triyono, Ph.D.	
First Author Secondary Information:		
Order of Authors:	Sugeng Triyono, Ph.D.	
	Agus Haryanto, Ph.D.	
	Mareli Telaumbanua, Ph.D	
	Dermiyati Dermiyati, Ph.D.	
	Jamalam Lumbanraja, Ph.D.	

	Filip To, Ph.D
Order of Authors Secondary Information:	
Author Comments:	Thank you for the chance of publication
Response to Reviewers:	<p>COMMENTS FOR THE AUTHOR:</p> <p>Reviewer #1: The manuscript describes the optimisation of media from EFB for the cultivation of rice straw mushrooms. Findings are of interest as it represents one of the ways to deal with the increasing environmental wastes. This manuscript also, however, suffers from several technical issues. Data presentation (first vs. second batch and separation into three parts vs. complete fruiting body) needs to be improved and data are usually presented in the form of mean and SD. The authors may also want to compare and contrast their results with those reported in the literature. How does their findings advance our knowledge regarding the optimal substrate for the cultivation of rice straw mushroom? Response to Reviewer #1: Data presentations have been improved. Some relevant literatures have been compared. Appreciate.</p> <p>Reviewer #2: The manuscript was studied and following observations are being made</p> <p>i) The English is not up to the standard throughout the manuscript. Response: have been trying to be better. The English have been revised.</p> <p>ii) The mushroom is popularly known as straw mushroom not the rice straw mushroom. Response: It has been revised</p> <p>iii) Its not clear that how 9 trays of 75 cm length can be adjusted in room size of 6 meter length because 9 trays are making it 675 cm if no space is given between trays. Response: The three-layer racks consisted two rows (right and left), 1.5 m in between giving an access for operational. So there are 5 trays in one side and 4 trays in the other side for every layer (there are 3 layers). Calculated total length is 75 cm x 5 = 375 cm max. The rack is given 4 m long. (P 2 line 18-21)</p> <p>iv) Space in front, back and sides of racks has not been mentioned. Response: the rack was 4 m long and 3 m wide, giving 1.5 m for front space, and 0.5 m for right, left, and back spaces. (P 2 line 21-22)</p> <p>v) In mushrooms its not transplanting rather it is inoculation or mixing. Response: appreciate. it has been revised</p> <p>vi) Moisture content of the EFB in the beginning of the experiment is missing. Response: revised. moisture content is mentioned on p 6 line 11</p> <p>vii) The quantity of the inorganic and organic fertilizers used is per sack or what? Its not clear. Response: an experimental unit is initially in a sack when 100 kg EFB substrate is prepared for composting. Each sack of EFB substrate is then transferred to a growing tray in the mushroom house when pasteurization is ready, then the experimental unit is in the growing tray. The every dosage of treatment combination is for every experimental unit. (p 4 line 1-11).</p> <p>viii) Commercial spawn was used @ 70 g/bed. Is it sufficient enough? Response: As written on the label, the volume of spawn was 3.500 cc (=1.5 kg) per bag. One bag was used for three beds. Yes that is mistaken. Actually we spent 9 bags of seed for 27 beds. Revision in the manuscript has been made.</p> <p>ix) It has been mentioned that pasteurization is for removal of nitrogen which is not true. Response: thank you. It has been revised (p4 line 16-17)</p>

x) Requirement of light and fresh air is not mentioned anywhere, which are crucial for indoor cultivation of this mushroom.

Response:

On P 2, preparation section, it is mentioned that the perimeter of house is covered by net, semi-transparent tarpaulin and transparent plastic. Sun light penetrates the seal but not to be excessive. This is what normally done by local farmers. The description is added, but light for night time is not given.

P2 line 24-25. There are two units of electric fans, one for air intake placed at lower part of the slab (at the rear), and the other is for exhaust placed at the upper part (above the door fig 1a). Those fans are mainly to control air temperature and RH, regulated by an automatic device. Room air should be replaced when the fans are on, particularly at around noon and midnight to early morning. Description is added.

xi) Fig 3 is not required.

Response: Fig 3 has been deleted

xii) Spelling mistakes are there at several places like for physico-chemical, fruit body, etc.

Response: it has been corrected

xiii) The points suggested for improvement have not been incorporated.

Response: discussion section is improved.

xiv) The yield data of second experiment i.e. treatment wise is missing.

Response: the tables of the data have been synchronized.

xv) Statistical analysis is missing.

Response: Statistical analysis in each experiment is clarified. But comparisons between the two experiments were done descriptively.

xvi) The content of the three different substrates before and after pasteurization with respect to cellulose, hemi-cellulose and lignin is missing.

Response: The contents were compared between raw EFB and after mushroom cultivation. The different contents were considered as the changes of cellulose, hemicelluloses, and lignin during global processes of fermentation, pasteurisation, and mushroom growth.

xvii) Relevant references are missing.

Response: some relevant references have been added.

xviii) Discussion part is very poorly written

Response: it has been improved

xix) Overall yield level is very low.

Response: The yield was in fact comparable to what the local farmers have done. There were several factors affecting the low BCE, one of which is high bulk density of EFB. Some potential methods for improving the yield have been added.

Reviewer #3: The subject is interesting because it deals with the processing of an agro-industrial residue in a value-added product; however, the text needs a further information:

It's necessary to indicate, at the beginning of the experiment, that the residue was outside the mill and was submitted to the weather. It is a composting! (line 14, p 7)

Response: the EFB waste was taken from nearest palm oil mill. As in normal situation, the EFB is just dumped outside the mill. Farmers collected the EFB waste for growing the mushroom. The EFB collected by farmers is normally not fresh, but about one month on the pile, not intended composting. The information has been added on the beginning.

Give details about the composting!? Line 12 p3

Response: the description has been improved and may be understandable.

The spawning rate of 7 for 1000 is too low (70g spawn/100kg EFB), is there any error?(line 22 p 4)

Response: that is mistaken. We actually spent 9 bags for 27 beds, making a bag of 1.5 kg for three beds, or 500 gram for 100 kg substrate.

What means am.? (line 33 p4)

Response: sorry, it has been corrected. I mean harvest is done at 5:00 a.m.

Correct the title of tab.2 (line36 p 6)
Response: appreciate.

COMMENTS FOR THE AUTHOR:

Reviewer #1: The manuscript describes the optimisation of media from EFB for the cultivation of rice straw mushrooms. Findings are of interest as it represents one of the ways to deal with the increasing environmental wastes. This manuscript also, however, suffers from several technical issues. Data presentation (first vs. second batch and separation into three parts vs. complete fruiting body) needs to be improved and data are usually presented in the form of mean and SD. The authors may also want to compare and contrast their results with those reported in the literature. How does their findings advance our knowledge regarding the optimal substrate for the cultivation of rice straw mushroom?

Response to Reviewer #1:

Data presentations have been improved. Some relevant literatures have been compared. Appreciate.

Reviewer #2: The manuscript was studied and following observations are being made

i) The English is not up to the standard throughout the manuscript.

Response: have trying to be better. The English have been revised.

ii) The mushroom is popularly known as straw mushroom not the rice straw mushroom.

Response: It has been revised

iii) Its not clear that how 9 trays of 75 cm length can be adjusted in room size of 6 meter length because 9 trays are making it 675 cm if no space is given between trays.

Response: The three-layer racks consisted two rows (right and left), 1.5 m in between giving an access for operational. So there are 5 trays in one side and 4 trays in the other side for every layer (there are 3 layers). Calculated total length is $75 \text{ cm} \times 5 = 375 \text{ cm}$ max. The rack is given 4 m long. (P 2 line 18-21)

iv) Space in front, back and sides of racks has not been mentioned.

Response: the rack was 4 m long and 3 m wide, giving 1.5 m for front space, and 0.5 m for right, left, and back spaces. (P 2 line 21-22)

v) In mushrooms its not transplanting rather it is inoculation or mixing.

Response: appreciate. it has been revised

vi) Moisture content of the EFB in the beginning of the experiment is missing.

Response: revised. moisture content is mentioned on p 6 line 11

vii) The quantity of the inorganic and organic fertilizers used is per sack or what? Its not clear.

Response: an experimental unit is initially in a sack when 100 kg EFB substrate is prepared for composting. Each sack of EFB substrate is then transferred to a growing tray in the mushroom house when pasteurization is

ready, then the experimental unit is in the growing tray. The every dosage of treatment combination is for every experimental unit. (p 4 line 1-11).

viii) Commercial spawn was used @ 70 g/bed. Is it sufficient enough?



Response:

As written on the label, the volume of spawn was 3.500 cc (=1.5 kg) per bag. One bag was used for three beds. Yes that is mistaken. Actually we spent 9 bags of seed for 27 beds. Revision in the manuscript has been made.

ix) It has been mentioned that pasteurization is for removal of nitrogen which is not true.

Response: thank you. It has been revised (p4 line 16-17)

x) Requirement of light and fresh air is not mentioned anywhere, which are crucial for indoor cultivation of this mushroom.

Response:

On P 2, preparation section, it is mentioned that the perimeter of house is covered by net, semi-transparent tarpaulin and transparent plastic. Sun light penetrate the seal but not to be excessive. This is what normally done by local farmers. The description is added, but light for night time is not given.

P2 line 24-25. There are two units of electric fans, one for air intake placed at lower part of the slab (at the rear), and the other is for exhaust placed at the upper part (above the door fig 1a). Those fans are mainly to control air temperature and RH, regulated by an automatic device. Room air should be replaced when the fans are on, particularly at around noon and midnight to early morning. Description is added.

xi) Fig 3 is not required.

Response: Fig 3 has been deleted

xii) Spelling mistakes are there at several places like for physico-chemical, fruit body, etc.

Response: it have been corrected

xiii) The points suggested for improvement have not been incorporated.

Response: discussion section is improved.

xiv) The yield data of second experiment i.e. treatment wise is missing.

Response: the tables of the data have been synchronized.

xv) Statistical analysis is missing.

Response: Statistical analysis in each experiment is clarified. But comparisons between the two experiments were done descriptively.

xvi) The content of the three different substrates before and after pasteurization with respect to cellulose, hemi-cellulose and lignin is missing.

Response: The contents were compared between raw EFB and after mushroom cultivation. The different contents were considered as the changes of cellulose, hemicelluloses, and lignin during global processes of fermentation, pasteurisation, and mushroom growth.

xvii) Relevant references are missing.

Response: some relevant references have been added.

xviii) Discussion part is very poorly written

Response: it has been improved

xix) Overall yield level is very low.

Response: The yield was in fact comparable to what the local farmers have done. There were several factors affecting the low BCE, one of which is high bulk density of EFB. Some potential methods for improving the yield have been added.

Reviewer #3: The subject is interesting because it deals with the processing of an agro-industrial residue in a value-added product; however, the text needs a further information:

It's necessary to indicate, at the beginning of the experiment, that the residue was outside the mill and was submitted to the weather. It is a composting! (line14, p 7)

Response: the EFB waste was taken from nearest palm oil mill. As in normal situation, the EFB is just dumped outside the mill. Farmers collected the EFB waste for growing the mushroom. The EFB collected by farmers is normally not fresh, but about one month on the pile, not intended composting. The information has been added on the beginning.

Give details about the composting!? Line12 p3

Response: the description has been improved and may be understandable.

The spawning rate of 7 for 1000 is too low (70g spawn/100kg EFB), is there any error?(line 22 p 4)

Response: that is mistaken. We actually spent 9 bags for 27 beds, making a bag of 1.5 kg for three beds, or 500 gram for 100 kg substrate.

What means am.? (line33 p4)

Response: sorry, it has been corrected. I mean harvest is done at 5:00 a.m.

Correct the title of tab.2 (line36 p 6)

Response: appreciate.

Cultivation of Straw Mushroom (*Volvarealla volvacea*) on Oil Palm Empty Fruit Bunch Growth Medium

Sugeng Triyono^{1*}, Agus Haryanto¹, Mareli Telaumbanua¹, Dermiyati², Jamalam Lumbanraja², Filip To³

¹) Lampung University, Agriculture Faculty, Agricultural Engineering Department, Lampung Province, Indonesia

²) Lampung University, Agriculture Faculty, Soil Science Department, Lampung Province, Indonesia

³) Agricultural and Biological Engineering Department, Mississippi State University, Box 9632, 130 Creelman St Miss. State, MS 39762 USA

* E-mail: striyono2001@yahoo.com

1 Introduction

2 Indonesia's palm oil mills generate a large amount of oil palm (*Elaeis guineensis*) and EFB
3 (Empty Fruit Bunches) that are currently discarded as waste. Each ton of fresh EFB processed
4 produces about 0.21 ton (21%) of crude palm oil (CPO), 0.05 ton (5%) of PKO (Palm Kernel Oil) and
5 the remainder are solid wastes consisted of EFB (23%), fibers (13.5%), and shells (5.5%) (Poeloengan
6 et al. 1993). In 2015, Indonesia's oil palm plantation area was around 11.3 million ha, producing about
7 31.3 million tons of FFB, and generated about 7.2 million tons of EFB (Ministry of Agriculture 2017).
8 Although some of the EFB are used as organic mulch in gardens, the majority of them are not utilized
9 (wasted). Many private palm oil mills receive EFB directly from farmers, and the EFB is simply
10 discarded around the factory as waste, polluting the environment.

11 Composting and redistributing EFB into plantations may be a good way of managing EFB waste
12 from palm oil mills, but only a few of them practice this management scheme because it is considered
13 not cost effective. A more traditional method of EFB utilization is for cultivation of straw mushrooms
14 in individual farms. Farmers use EFB collected from palm oil mills as a growth medium (called as
15 substrate) for cultivating mushrooms directly without any pretreatment, resulting in lower BCE
16 (Biological Conversion Efficiency).

17 Edible mushrooms are high value products, they have a delicious taste, soft texture, and the
18 crude protein content is about 25.9-28.5% (Sunandar 2010), and they have been cultivated for long
19 time (Sánchez 2004). Although the cultivation of mushrooms as nutritious food (Cheung 2013) has
20 been widely practiced (Chang and Wasser 2017), the production rate remains below consumers'
21 demand. The demand for mushroom in Indonesia in 2010 was about 25 tons per day, but its production
22 was only 15 tons per day (Hendritomo 2010). Globally, the world's production of edible mushroom
23 has increased in the past decade from 23,559 tons in 2006 to 40,906 tons in 2016 (Faostat 2016).
24 Developing methods of using EFB as a growth medium for straw mushroom can potentially improve
25 the supply of mushroom in palm oil producing regions of the world to meet the strong demand.

26 There have been a number of research efforts in the use of EFB for cultivating oyster mushroom
27 (*Pleurotus ostreatus*) including the following cited literatures: Tabi et al. (2008); Rizki and Tamai
28 (2011); Sudirman et al. (2011); Kavitha, et al. (2013); and Marlina et al. (2015). Some works on EFB
29 as a biofertilizer have been published including: Kananam, et al. (2011); Hayawin, et al. (2012); Hoe et
30 al. (2016), and EFB works in bioenergy (Sudiyani et.al. 2013; Chang 2014; Tye et al. 2014;
31 Muryanto et al. 2015; Zulkiplea et al. 2016). Agricultural wastes from cotton (Sukendro et al. 2001;
32 Rajapakse 2011), coffee husk (Mayun 2007), oil palm fiber (Onuoha et al. 2009; Ichsan et al. 2011),
33 coconut husk (Rahmanda, 2014), banana leaves (Belewu and Belewu, 2005) or their mixtures have
34 been investigated as growth media of straw mushroom. Straw mushroom can be cultivated with a
35 variety of agricultural solid wastes other than rice straw. Straw mushroom cultivation using EFB
36 substrate has been reported by Thiribhuvanamala et al. (2012). In their research, straw mushroom was
37 cultivated on various agricultural solid wastes including oil palm bunch waste, but there was no
38 mention of any preparation process of the oil palm bunch.

39 Published research showed that proper pretreatment of mushroom growth media is required in
40 order to improve productivity. The pretreatments include: composting, addition of supplemental
41 nutrients and pasteurization. It was reported that composting of substrate for a period of time (Vargas
42 and Hepperly 1986) prior to pasteurization softened the EFB and helped in the breaking down of lignin
43 (de-lignifications) (Wood and Leatham 1983). There is no standard operating procedure in determining
44 the duration for composting EFB media and whether composting is mandatory. Consequently, some
45 farmers do compost EFB growth media, while others do not. The duration of composting cotton waste
46 has been shown to have a significant impact on the productivity of straw mushroom (Sukendro, et al.
47 2001). Arifestiananda et al. (2015) found that a five-day duration for composting rice straw was the
48 most optimum composting time, based on total weight and number of fruit body harvested.

49 Physical properties of the media including their crystallinity, surface area, porosity, and particle
50 size were also known to affect mushroom growth (Pandey 2003 and Viniestra-González et al. 2003).
51 For Oyster mushroom, EFB were mostly chopped into smaller sizes to prepare it as a substrate
52 (Sudirman et al. 2011; Kavitha, et al. 2013). Reducing the physical size of EFB prior to its application
53 as the substrate of straw mushroom may have positive effects on production because it results in larger
54 total particle surface area. The spent EFB may also be more practical for further usage as a
55 biofertilizer, as an aggregate to mix with other compost materials (Nugroho et al. 2012; Dermiyati et al.
56 2015), for dietary supplement of animal feed (Fazaeli et al. 2014; Fard et al. 2014), or for use as a
57 biogas feed stock (Williams et al. 2001).

58 EFB contains 23.7-65.0% cellulose, 20.58-33.52% hemicellulose, 14.1-30.45% lignin (Sreekala
59 et al. 1997, Abdullah et al. 2011, Omar et al. 2011, Apetorgbor et al. 2015). The high cellulose content

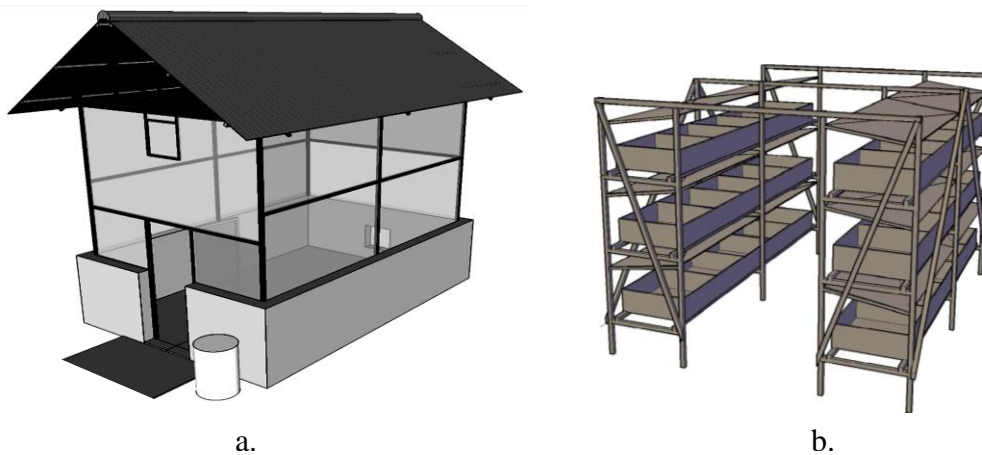
1 is what makes EFB a potential for use as a substrate for cultivating straw mushroom (Zakhary et al.
2 1984), and the reducing its size may also improve the BCE. Other ingredients such as chicken manure,
3 rice bran, lime, and organic or inorganic fertilizers are often added into the growth media during
4 preparation for mushroom cultivation (Zakhary et al. 1984). These supplements were intended to
5 enrich nutrient contents of the mushroom substrate (Fasidi and Akwakwa 1996; Banik and Nandi
6 2004). Purpose of this research is to explore the effects of size reduction and composting duration of
7 EFB growth medium on the mushroom production, and to investigate the doses of fertilizer
8 supplements commonly used among farmers.

9 **Materials and Methods**

10 **Preparation**

11 This research was conducted in the months of April - October 2017 at the Experimental Station
12 of the Faculty of Agriculture, Lampung University, Indonesia, in a 4 m wide, 6m long, and 5m high
13 mushroom house. The structure was constructed on a concrete slab foundation with 1 m high brick
14 walls on the lower part as shown on Fig. 1a. The upper part of the structure was made of steel frames,
15 and the perimeter was covered with netting, semi-transparent tarpaulin, and 14% UV transparent plastic
16 to prevent excessive direct sunray from penetrating into the room. This setting was what normally
17 done by local farmers. Woven asbestos roof top was used and the ceiling was made of 5 mm plywood
18 to reduce the effect of excessive heat penetrating the roof.

19 There were two racks with 3 layers of wooden shelves in each (Fig. 1b), positioned inside the
20 mushroom house with 1.5 m spacing between the racks for human access. Each layer of the shelf held
21 9 trays of growing beds, and there were a total of 27 trays. The dimensions of the trays were 75x75 cm²
22 square and 25 cm depth (Riduwan et al. 2013). Total space occupied by the racks was 4 m long x 3 m
23 wide, giving about 1.5 m for front space, 0.5 m for right, left, and back spaces of the mushroom house.
24 The shelves were separated by a sheet of tarpaulin to prevent leachate contamination between an upper
25 bed and the bed below it. The mushroom house was equipped with 2 units of 35 cm diameter fans for
26 intake air and exhaust (each 350 Watt), 1 unit of circulation fan, 4 units of water spray nozzles, and 1
27 unit of electric heater (700 Watt) to control temperature and humidity of the room. Room air was
28 replaced with the fresh air whenever the intake and exhaust fans were on, particularly when
29 temperature was high around noon and RH was high during midnight to early morning. The
30 temperature and humidity of the mushroom house were monitored and controlled automatically by a
31 microcontroller (An Arduino Mega-2560) with data recording peripheral. Twenty units of DHT-22
32 (from Aosong) sensors were used, with 18 units of the sensors located in a regularly spaced manner
33 inside the room, one sensor was put at the attic, and the last one was put outside of the mushroom
34 house. The temperature and RH inside the mushroom house were maintained at the optimum condition
35 of averages in temperature and humidity of 28-33°C (Reyes 2000) and 80-95% (Thiribhuvanamala *et*
36 *al.* 2012) respectively.



51 Fig. 1 a. Mushroom house and b. Selves of bedding trays

Experiment Setup and Implementations

The study was carried out in two sequential experiments. The first experiment was to evaluate the effect of reduced sizes of EFB medium and composting duration on the mushroom production. The second experiment was to leverage the findings of the first experiment and to examine the dosage of additional inorganic and organic fertilizers normally used by local farmers for the mushroom production.

The EFB waste was transported from nearest palm oil mill which usually dumped the waste outside the mill. The EFB used in this study was the same as normally collected by local farmers for mushroom cultivation. The EFB taken by farmers is not fresh, but it is already about one month on the pile. Supplemental materials such as rice bran, chicken manure, and lime were collected from available sources. Inorganic and organic fertilizers were bought from a nearest farm shop. Commercial F3 straw mushroom seed was purchased from a producer.

The First Experiment

The experiment used a Randomized Completely Block Design (RCBD) with a 3x3 factorial arrangement in 3 replicates. The two factors were the size reduction, and composting durations of EFB. The EFB size reduction (S) factor had 3 levels: EFB stem as small part (S1), EFB hump as moderate part (S2), EFB whole stalk (S3) (Fig. 2). The composting durations (C) factor had 3 levels: 2 days (C1), 5 days (C2), and 8 days (C3). Each treatment combination was replicated/blocked (R) vertically in 3 layers of the shelves, so there were 27 experimental units. The data set was analyzed by using Analysis of Variance and followed by LSD multiple comparison tests.



Stem (S1)

Hump (S2)

Whole Stalk (S3)

Fig. 2 Treatment of reduced size EFB for the straw mushroom substrates

The EFB was firstly processed and cut into nine groups at one time, consisting of three groups of stem (S1), three groups of hump (S2), and three groups of whole stalk or left un-cut (S3). Each group of 100 kg EFB was put into a sack, and soaked in water for over night, then removed from the water and drained. Each sack of the moistened EFB was poured out from the sack and thoroughly mixed with supplemental materials: chicken manure, rice bran, and lime. The dosages of supplemental materials were: 80 kg chicken manure, 70 kg rice bran, and 60 kg lime per 1000 kg of EFB for each sack of the mixture. Each resulting mixture was put back into each sack and was composted in the sack for 8 days (C3). From this procedure, we had three treatment combinations of S1C3, S2C3, and S3C3 in three replicates.

Three days later, other nine groups of EFB were processed with the same procedure, and composted for 5 days (C2). From this procedure, we have other three different treatment combinations of S1C2, S2C2, and S3C2 in three replicates. Again, after three days, other nine groups of EFB were also processed with the same procedure, and composted for 2 days (C1). From this procedure, we have other three different treatment combinations of S1C1, S2C1, and S3C1 in three replicates too. After 2 days later, all 27 sacks of the composted EFB were harvested and transferred to the growing beds in the mushroom house randomly. By doing this procedure, we can harvest composted EFB at the same time but different maturity as in designed treatments.

The Second Experiment

The second experiment used a Randomized Completely Block Design (RCBD) with a 3x3 factorial arrangement in 3 replicates. The factor was a complete inorganic fertilizer (14%N, 14%P, 14%K) and the second factor was a commercial liquid organic fertilizer. The inorganic fertilizer factor (N) had 3 dose levels: 25 g (N₁), 50 g (N₂), 75 g (N₃), and the organic fertilizer factor (O) had 3 dose levels: 5 cc (O₁), 10 cc (O₂), and 15 cc (O₃). Doses of N₂ and O₂ were according to what normally used by local farmers. The treatment combination was replicated vertically in 3 shelf layers (Blocks), so there were a total of 27 experimental units, each contained 100 kg of mixed substrates. Data set was analyzed by using Analysis of Variance and followed by LSD multiple comparison tests.

The second experiment was conducted after the first experiment had been completed (after the mushroom had been harvested and the data sets had been analyzed). The second experiment was set up using the most optimal treatment combination of EFB size and composting duration determined from the first experiment, with the addition of inorganic and organic fertilizers. The EFB bulk materials were initially split into 27 groups each weighted for 100 kg and put it into a sack (a sack became an experimental unit later on) at a time. All sacks of EFB materials were soaked in water overnight then removed and drained. Each sack of EFB was poured and added with lime, rice bran, and chicken manure with the same doses as in the first experiment. Inorganic fertilizer (14%N, 14%P, 14%K) and organic fertilizer (a commercial liquid organic fertilizer) were diluted in 2L water and sprayed onto the media according to the designed treatment. Each group of the materials was mixed thoroughly then put back into each sack. The 27 sacks of the prepared substrates were composted for the optimal duration determined from the first experiment. After the composting had completed, all the 27 sacks of the growth media were transferred randomly to the growing beds in the mushroom house according to the rules designed for the experiment. The media were ready to be pasteurized and then inoculated.

Pasteurization and Spawning Processes

To pasteurize the mushroom house, water in three 200-liter drums were brought to boil outside the mushroom house; all openings (doors and vents) were shut tightly. The steam was piped into the mushroom house until the temperature inside the house reached 60-70°C, and the temperature was maintained for approximately 5 hours. The purpose of the pasteurization was to kill pathogenic organisms and to suppress wild fungal spores (Kurtzman 2010) that could compete with the cultivated mushrooms.

After 5 hours of steaming, the temperature of the pasteurized media was allowed to naturally cool to ambient temperature (about 28-32°C). The growth media was then moistened with water spray. Commercial F3 mushroom seed of 500 g was spread evenly on the surface of each bed, then the door and ventilations of the mushroom house were closed tightly for 4 days at ambient environmental condition.

Maintenance and Mushroom Harvesting

Four days after seeding, the automatic control device was activated to control and record the temperature and humidity of the mushroom house. The temperature was maintained around 28-33°C by means of exhaust fans which were activated when the room temperature was above the set point. An electric heater was used to provide heat when the temperature dropped below set point. The humidity was maintained at about 80-95% by using mist spray nozzles and exhaust fans. The beds of growth media were shielded by tarpaulin sheet to minimize the effect of water spray. The growth media were hand sprayed every other day to maintain the moisture in the growth media.

The first harvest was done at days 8-10 after spawning, when the mushrooms were at egg/button stage, before the opening of the cap of the fruit body. The fruit body was picked at around 4.00 to 5.00 a.m. The follow up harvests were done whenever the fruit body was at egg stage.

Parameters and Measurements

The number of fruit body harvested was weighed and counted, the diameter and height of fruit body were measured by using a caliper. Proximate analyses (crude protein, crude fiber, fat in the fruit body) were determined by the standard methods as described by Helrich (1990); Carbohydrate was calculated by subtracting the total of protein, fiber, and fat from initial weight. Water and ash contents of the fruit body were determined gravimetrically. Cellulose, hemicelluloses, and lignin contents of EFB before and after used as mushroom growth media were measured by using Chesson method as

described by Datta (1981). Biological Conversion Efficiency (BCE) was calculated by taking the ratio of fresh yield to dried weight of the growth medium.

Results and Discussion

Temperature and Relative Humidity

The room temperature and relative humidity (RH) of the mushroom house were recorded every 15 minutes, starting from the fifth day of spawning to the end of harvesting. The settings used were 28-33°C (Reyes et al. 1998) for temperature and 80-95% for RH. The data showed that the averages of temperature and RH were $28.07 \pm 2.25^\circ\text{C}$ and $93.89 \pm 7.06\%$ respectively. The temperature average was near the lower set point level, while the average RH was near the upper set point value. The controllability of temperature and RH are sufficient and did not pose any observable problem to the growth of the mushrooms (Fig 3). The appearance of wild fungi was observed, corroborating the findings of Vargas and Hepperly (1986) who stated that competitors or wild fungi were more antagonistic at low temperature (27°C) than at 35°C . Some species of wild mushrooms observed in these experiments was not identified because it was not a focus of this study.



Fig 3 a. Developing Mycelium (Vegetative phase), b. Fruit body formation (Reproductive phase)

Yield of straw mushroom fruit body

In the first experiment, interaction effect between EFB size and composting duration on fruit body yield was found to be not significant ($p > 0.05$). The effect of EFB composting duration on the fruit body yield was not significant either. The size reduction of the EFB however significantly affected some parameters (total weight, number, and diameter) of fruit body ($p < 0.05$). Reducing the size of EFB from S3 to S2 and S1 significantly decreased the total weight of fruit body, thus reducing BCE as shown in Table 1. Total number, individual weight, and diameter of button were also negatively affected by reduced sizes of EFB, while height of button was not affected.

Table 1 Effect of size reduction and composting duration of EFB on yield of mushroom in the first experiment

Parameters	Factor I (Reduced Sizes of EFB)			Factor II (Composting Durations of EFB)			Average
	S1	S2	S3	C1	C2	C3	
Total weight (g m^{-2})	853.73 ± 317.71 ^c	1567.21 ± 441.181 ^b	2458.47 ± 1015.23 ^a	1975.51 ± 1039.00 ^a	1563.06 ± 993.94 ^a	1340.84 ± 692.77 ^a	1626.47 ± 547.78
BCE (%)	1.90 ± 0.71 ^c	3.48 ± 0.98 ^b	5.46 ± 2.26 ^a	4.39 ± 2.31 ^a	3.47 ± 2.21 ^a	2.98 ± 1.54 ^a	3.61 ± 1.22
Number (buttons m^{-2})	87.90 ± 34.46 ^c	153.09 ± 45.65 ^b	218.86 ± 82.75 ^a	176 ± 81.14 ^a	155 ± 74.69 ^a	128 ± 61.69 ^a	153.28 ± 44.17
Button weight (g button ⁻¹)	10.20 ± 2.44 ^b	10.28 ± 0.82 ^b	11.20 ± 1.27 ^a	10.87 ± 1.45 ^a	9.91 ± 1.27 ^a	10.79 ± 2.11 ^a	10.52 ± 0.46
Button height (mm)	33.61 ± 3.22 ^a	38.59 ± 2.23 ^a	39.62 ± 4.45 ^a	37.71 ± 4.72 ^a	36.32 ± 4.53 ^a	37.78 ± 3.76 ^a	37.27 ± 2.10
Button diameter (mm)	23.73 ± 1.58 ^b	26.86 ± 1.01 ^a	27.72 ± 2.11 ^a	26.45 ± 2.04 ^a	26.10 ± 2.77 ^a	25.76 ± 2.41 ^a	26.11 ± 1.35

*) means with different letters are significantly different ($p < 0.05$)

The effect of substrate composting duration factor (C) on all parameters was not significant. Arifestiananda *et.al.* (2015), using substrate of rice straw, found that composting duration of 5 day was significantly different from composting durations of 10 and 15 days in term of total weight and number of fruit body harvested. In This research, even statistically not significant, the weight and number of fruit body parameters tended to noticeably decrease with composting duration. The levels of composting durations (C1, C2, and C3) may be too narrow. This fact suggested that single EFB substrate may not be composted for longer than that in this study because it can potentially decrease mushroom yield.

Based on the reduced sizes of EFB aggregate, the highest productivity of $2458.47 \pm 1015.23 \text{ g m}^{-2}$ was found in S3. This productivity is higher than that usually produced by farmers (about 1700 g m^{-2} , based on personal communication). For initial EFB water content of 55%; however, the highest BCE was $5.46 \pm 2.26\%$, slightly lower than what farmers have (about 6.35%). This is because weights of EFB used per m^2 bed are different. Treatment of S3 also produced the highest total number of fruit body (218.86 ± 82.75) and highest weight of individual fruit body (11.20 ± 1.27). Height of individual fruit body in S3 was not different, but in term of diameter the fruit body from S3 was still bigger than in S1. Therefore, it could be said that treatment of S3 was the best over S1 and S2.

The fact that reduced size of EFB aggregate decreased productivity was in contrary to the hypothesis because smaller aggregate of growth substrate had larger total surface area and was supposed to be more conducive to the productivity of the mushroom. This may indicate that other factors in smaller aggregate growth media played a role in productivity, an issue needing investigation in the future. It was observed that S1 had the tendency of being more compact or dense as compared to the other two treatments (S2 and S3).

Based on literature, straw mushroom productivity is dependent on growth media, environment, climate, and cultivation systems. Thiribhuvanamala *et al.* (2012) stated that the variability in mushroom productivity may be attributed to certain physico-chemical factors such as temperature, O_2 , CO_2 , aeration, wetness and compactness of the beds. He reported that more compact substrate beds gave better production because compact bed might have experienced homogenous moisture level and bed temperature between the layers, which would have facilitated better proliferation of the mycelium, production of more pinheads and buttons with ultimate increase in yield. Apetorgbor *et.al.* (2015) also found that plantain leaf bundle substrate (supposed to be more compact) was more productive than chopped loose plantain leaf with BCEs of 25% and 15.7% respectively for oil palm mushroom (different strain from straw mushroom in this study). With cotton waste and oil palm fiber substrates, the BCEs were even worse (0.3% and 1.6% respectively). In contrast, BCE (26.7%) of chopped rice straw was higher than BCE (3.7%) of rice straw bundle. Apetorgbor *et.al.* (2015) mentioned that aeration and drainage of substrates, other than temperature and humidity, could be addressed to the variations of productivity. The compactness of the substrate should be accompanied by better porosity among the aggregates, so aeration and drainage were favorable. In this study, S3 aggregate (like a banana leaf bundle) was more compact, but probably had better aeration and better drainage among the stalks, so produced higher BCE. This finding suggested that EFB did not need to be chopped to smaller sizes if utilized as mushroom media.

The whole stalk EFB was further tested in the second experiment, using five day composting. The second experiment was to determine the optimum doses of inorganic and organic fertilizers added. The results showed that none of the yield parameters was statistically significant ($p > 0.05$) as shown on Table 2. The normal doses of inorganic and organic fertilizers (N2 and O2) as mentioned above were in fact taken from what normally practiced by local farmers. The doses of inorganic and organic fertilizers in the experiment included 50% below normal (N1 and O1) and 50% above normal (N3 and O3), and there was no significant difference on all yield parameters ($p > 0.05$). When compared to the results on the first experiment, all parameters were relatively higher (with no statistical analyses) except for diameter of fruit body. Yields ranged from 2697.61 ± 913.64 to $3177.88 \pm 1089.12 \text{ g m}^{-2}$, BCEs ranged from 5.99 ± 2.03 to $7.06 \pm 2.42\%$, number of fruit body ranged from 278.12 ± 83.73 to 340.54 ± 135.01 buttons m^{-2} , and individual weight ranged from 8.76 ± 1.58 to $10.41 \pm 1.18 \text{ g button}^{-1}$. The productivity was in general improving upon fertilizer addition if compared to the first experiment. The BCEs of some treatments were also relatively higher than what farmers have.

Table 2 Effect of fertilizer supplements on yield of mushroom in the second experiment

Parameters	Factor I (Doses of NPK)			Factor II (Doses of Organic Fertilizer)			Average
	N1	N2	N3	O1	O2	O3	
Total weight (g m^{-2})	3177.88 ± 1089.1	2931.75 ± 590.5	2727.51 ± 1143.2	3173.73 ± 1207.6	2697.61 ± 913.6	2992.99 ± 699.7	2950.24 ± 208.5
BCE (%)	7.06 ± 2.42	6.52 ± 1.31	6.06 ± 2.54	7.05 ± 2.68	5.99 ± 2.03	6.65 ± 1.56	6.56 ± 0.46
Number (buttons m^{-2})	304.00 ± 89.48	297.09 ± 56.01	319.21 ± 137.56	340.54 ± 135.01	278.12 ± 83.73	301.63 ± 53.67	306.77 ± 21.18

Button weight (g button ¹)	10.41±1.18	9.87±0.70	8.76±1.58	9.64±2.13	9.56±0.88	9.85±0.79	9.68±0.54
Button height (mm)	34.82±3.27	33.29±31.99	28.97±30.05	28.94±2.1	30.50±31.98	28.97±3.07	3.16±0.10
Button diameter (mm)	23.52±1.71	23.08±1.29	22.72±1.41	23.60±1.73	22.73±0.95	22.99±1.60	2.30±0.04

When compared to some literatures; however, the BCEs found in this research were considered low to some extent. This may be attributed to other physico-chemical properties of EFB, one of which is density, but may need to be investigated further. Bulk density of fresh EFB is more likely higher than that of any other substrate such as cotton waste, rice straw, sugarcane bagasse, and banana leaf. The high bulk density was supposed to contribute to lower BCE. The relatively highest productivity of 3177.88±1089.12 g m⁻² (BCE of 7.06±2.42%) in this research was comparable to the research finding done by Zakhary *et al.* (1984), who demonstrated that productivity of straw mushroom ranged from 309 g m⁻² (BCE=1.5%) on single substrate of paddy straw to 5029 g m⁻² (BCE=14.7%) on mixed substrates of orange juice waste, sugar cane, bagasse, horse manure, and mollasses. Other research done by Rajapakse (2011) produced the lowest straw mushroom productivity by 1730 g m⁻² on paddy straw substrate to the highest straw mushroom productivity by 5380 g m⁻² on cotton waste substrate. The productivity in this research was even better than what Vargas and Hepperly (1986) found (465 g m⁻², BCE=3.16) on straw mushroom using substrate of sugarcane bagasse. Compared to finding of Belewu and Belewu (2005) (2500 g m⁻² of straw mushroom cultivated on substrates of banana leaf bundle), the productivity was still better. But BCE found by Belewu and Belewu (2005) was 15.21%, which is much higher than in this study.

More inspiring research finding is in the published work of Thiribhuvanamala *et al.* (2012). Using supplement of micronutrient based boosters; they found BCE of 20.8±0.95% for straw mushroom cultivated on single substrate of 4 kg oil palm bunch waste (supposed to be the same property as in this research). In spite of different environment, local climate, and techniques, which affect mushroom productivity (Chang and Wasser 2017), the doses of fertilizers used in this research (and also used by farmers) seemed too low (referring to Reyes (2000) who used dose of 500g NPK to cultivate straw mushroom on 100kg paddy straw). The BCEs found this research was still considered low, and was potential to be enhanced. Enhancement of BCE may be through applications of higher fertilizer doses, micronutrient based boosters, or using mixtures of substrates from other agricultural wastes. Final choice; however, needs to be practical yet beneficial to local farmers.

Physico-chemical compositions of straw mushroom fruit body

The physico-chemical composition of mushroom fruit body harvested was analyzed based on crude protein, fat, crude fiber, carbohydrate, water, and ash contents. In the first experiment, there was no significant interaction effect between S (Size reduction of EFB) and C (Composting duration of EFB) factors (p<0.05) on the physico-chemical composition of fruit body (Table 3). Factor of S was significant, but factor of C was not. Protein was the only parameter that was significantly affected by S. The data showed that reducing the sizes of EFB from S3 to S2 and S1 tended to increase the protein contents (from 29.67% to 38.27%). Fat, crude fiber, water, and ash contents were not significantly different among the treatments of S and C. In the first experiment, there was no fertilizer added to the substrate to enhance nutritional values of mushroom, but rice bran, chicken manure, and lime.

Table 3 Effect of size reduction and composting duration of EFB on physico-chemical composition of mushroom (%) in the first experiment

Parameters	Factor I (Reduced Sizes of EFB)			Factor II (Composting Durations of EFB)			Average
	S1	S2	S3	C1	C2	C3	
Crude protein	38.27±8.47 ^a	32.47±6.92 ^{ab}	29.67±7.17 ^b	35.02±6.07	34.33±6.12	31.07±11.41	33.47±3.08
Fat	4.14±1.50	3.45±0.96	3.52±7.17	3.23±0.53	4.49±1.64	3.39±0.98	3.71±0.50
Crude Fiber	7.19±2.38	7.57±1.90	8.46±3.20	7.59±2.35	6.82±2.20	8.81±2.79	7.74±0.76
Karbohydrate	40.56±9.35	47.15±8.43	49.26±8.01	44.60±7.25	44.19±9.27	48.18±10.94	45.66±3.19
Water content*	90.36±0.35	89.87±1.05	90.08±1.30	90.43±0.86	89.91±0.96	89.97±1.10	90.10±0.24
Ash	9.83±1.30	9.35±1.58	9.09±1.57	9.56±1.31	10.17±1.04	8.55±1.63	9.42±0.57

*) Wet basis

In the second experiment, NPK and organic fertilizer were added to enhance both productivity and quality of mushroom. Result showed that none of the psychochemical compositions of fruit body was significantly affected by interaction effect between N and O (Table 4). Simple effects of N (NPK fertilizer) and O (Organic fertilizer) were not significant either. As discussed above, fertilizer additions were in fact too low, that even increase of 50% did not significantly increased productivity. However,

fertilizer addition in the second experiment remarkably enhanced nutrient contents of mushroom relative to that in the first experiment, particularly for crude protein and crude fiber. This is in line with what Jeznabadi et al. (2016) found, that supplement combinations could enhanced both production and quality of mushrooms. On the average, crude protein increased from average of $33.47 \pm 3.08\%$ to $41.00 \pm 3.79\%$, and crude fiber increased from $7.74 \pm 0.76\%$ to $16.06 \pm 1.55\%$. Fat, water content, and ash did not much change, while carbohydrate automatically decreased because it was calculated based on protein, fat, and fiber contents. Crude protein content reported by Zakhary et al. (1984) was 30.8% which was lower than that found in this research. Fat, crude fiber, carbohydrate, water, and ash content; however, were in agreement with what Zakhary *et al.* (1984) reported. Belewu and Belewu (2005) found crude protein (10.25%) and crude fiber (9.23%) contents of straw mushroom cultivated on treated banana leaves which is still lower than found in this research. In conclusions, the supplemented fertilizers noticeably improved both productivity and nutritive values of straw mushroom.

Table 4 Effect of fertilizer supplements on physico-chemical composition of mushroom (%) in the second experiment

Parameters	Doses of NPK			Doses of Organic Fertilizer			Average
	N1	N2	N3	O1	O2	O3	
Crude protein	42.28±6.69	44.94±7.71	35.79±8.09	39.66±8.57	38.16±6.11	45.18±8.83	41.00±3.79
Fat	4.52±1.18	5.02±1.39	5.75±1.22	5.14±1.51	4.87±1.26	5.28±1.31	5.10±0.41
Crude Fiber	14.87±6.58	16.70±4.78	16.60±7.46	13.76±6.52	18.19±7.09	16.21±4.51	16.06±1.55
Karbohydrate	28.12±12.85	23.63±10.11	31.88±14.32	32.36±14.18	28.61±11.69	22.65±10.90	27.88±4.05
Water content*	91.00±0.60	91.50±0.58	90.73±0.87	90.71±0.88	91.21±0.66	91.31±0.60	91.08±0.32
Ash	10.21±1.63	9.72±1.42	9.99±1.83	9.07±1.83	10.17±1.53	10.67±0.98	9.97±0.54

*) Wet basis

Chemical decomposition of EFB

Before being used as mushroom growth media, EFB's contents of cellulose, hemicelluloses, and lignin were measured and the results are presented on Table 5. According to Bledzki and Gassan (1999) cellulose is a linear condensation polymer consisting of d-anhydroglucopyranose units. Hemicellulose comprise a group of polysaccharide (excluding pectin). Lignins are complex hydrocarbon polymer with both aliphatic and aromathic constituents. In the first and the second experiments, initial contents of cellulose, hemicelluloses, and lignin were considered the same and averaged. The cellulose content was much lower than that (65%) reported by Sreekala et al. (1997). This may be because the EFB used in this research was about 1 month dumped in a pile outside a mill. But the cellulose content was higher than reported by Kavitha et al. (2013). The content of hemicelluloses was also less than 30.5% as reported by Apetorgbor et al. (2015), but (including lignin) still in the ranges as reported by Omar et al. (2011) and Chang (2014). The variations of the components may depend on plant variety, plantation management, locations, climate, and freshness of the EFB waste.

Table 5 Initial EFB's chemical composition

Composition (%)	First Experiment	Second Experiment	Average
Cellulose	39.00±1.01	39.29±1.10	39.15
Hemicelluloses	20.96±1.09	22.31±1.14	21.64
Lignin	24.08±1.53	24.16±1.05	24.12

After being used for mushroom growth media, contents of cellulose, hemicelluloses, and lignin of Spent EFB (post experiment) were also analyzed. Statistical analyses on the chemical composition were performed. In the first experiment, ANOVA analysis showed that interaction effects between S and C on cellulose, hemicelluloses, and lignin were not significant ($p > 0.05$). Simple effect of S on cellulose content was significant, but not significant on hemicelluloses, and lignin. Simple effect of C on cellulose, hemicelluloses, and lignin were not significant. Table 6 presents treatment combination (S and C) on final cellulose, hemicelluloses, and lignin contents of the spent EFB as the results of LSD comparison analyses. Mean of cellulose content in S_1 (33.22%, averaged combinations with C1, C2, C3) was significantly higher than that in S_2 (30.56%, averaged combinations with C1, C2, C3) and S_3 (28.60%, averaged combinations with C1, C2, C3). This indicated that decomposition rates of

cellulose in S3 was higher than that in S1, and could be correlated to the mushroom yield where S3 produced the highest productivity, followed by S2 and S1. Chang and Wasser (2017) stated that substrate decomposition was started from the composting process (Phase I fermentation). This stage is vital for mushroom cultivation because, in this stage, complex organic carbon of substrates is decomposed to simpler forms that will be available to mushroom growth. Humic acid is one important product of EFB transformation during fermentation process (Amir et al. 2010).

Table 6 Effects of size reduction and composting duration of EFB on chemical composition of spent EFB in the first experiment

Treatment Combination	Cellulose (%)	Hemicelluloses (%)	Lignin (%)
S1C1	33,42± 3,15 ^a	20,44± 0,92 ^a	19,82± 1,28 ^a
S2C1	30,00± 0,23 ^b	19,17± 1,03 ^a	19,08± 0,10 ^a
S3C1	28,28± 2,81 ^b	18,88± 1,45 ^a	19,23± 0,31 ^a
S1C2	31,96± 4,32 ^a	19,60± 0,45 ^a	20,84± 2,86 ^a
S2C2	30,54± 3,49 ^b	18,73± 0,25 ^a	19,22± 1,18 ^a
S3C2	28,69± 1,33 ^b	19,47± 0,38 ^a	19,80± 0,70 ^a
S1C3	34,29± 1,92 ^a	19,54± 0,43 ^a	19,88± 0,51 ^a
S2C3	31,15± 1,19 ^b	19,25± 0,43 ^a	20,04± 1,03 ^a
S3C3	28,83± 1,10 ^b	19,33± 0,99 ^a	19,95± 0,67 ^a
Average	30,79± 2,12	19,38± 0,40	19,76± 0,54

*) means with different letters are significantly different at p<0.05

In the second experiment, ANOVA analyses showed that interaction effect between N and O factors on cellulose and hemicelluloses contents of the spent EFB were significant (p < 0.05), but not significant on lignin (Table 7). Combinations of N1O2, N2O2, N3O2, N2O3, N3O1, and N3O3 (label d) resulted in lower contents of cellulose and hemicelluloses. This could be interpreted that decomposition rates of the EFB in those treatments were higher than in the other combinations. For lignin, none of the combinations was significantly different. If compared to the first experiment, all cellulose, hemicelluloses lignin contents of spent EFB were notably lower. Chang and Wasser (2017) state that breakdown of raw ingredients by microorganisms in fermentation process is more dynamics in conducive environment. Mohamed et al. (2016) state that in the fermentation process, microorganisms propagate and the nutritive substances of the substrate are accumulated in form of protein and other useful compounds. Therefore, effects of fertilizer supplement to the EFB substrate on improving fermentation dynamics in this research was quite clear.

Table 7 Effects of fertilizer supplements on chemical composition of spent EFB in the second experiment

Treatment Combination	Cellulose (%)	Hemicelluloses (%)	Lignin (%)
N1O1	25.91± 1.39 ^{ab}	16.08± 0.98 ^a	12.82± 2.71 ^a
N2O1	25.32± 1.72 ^{ab}	14.35± 1.24 ^{abc}	14.37± 2.13 ^a
N3O1	20.90± 1.05 ^{cd}	11.58± 0.06 ^d	11.64± 2.10 ^a
N1O2	20.57± 1.93 ^d	12.26± 1.49 ^{cd}	12.62± 1.82 ^a
N2O2	23.71± 1.55 ^{abcd}	13.46± 1.12 ^{bcd}	12.47± 1.02 ^a
N3O2	24.04± 2.89 ^{abcd}	13.63± 2.72 ^{abcd}	12.52± 2.27 ^a
N1O3	26.91± 0.71 ^a	15.33± 0.88 ^{ab}	15.63± 0.40 ^a
N2O3	20.89± 1.01 ^{cd}	11.39± 0.74 ^d	12.26± 1.34 ^a
N3O3	23.36± 2.18 ^{bcd}	13.72± 1.34 ^{abcd}	13.00± 1.69 ^a
Average	23.51± 2.32	13.53± 1.60	13.04± 1.22

*) means with different letters are significantly different at p<0.05

Chemical composition in the spent EFB was the rest after fermentation, pasteurization, and mushroom growth. But cellulose, hemicelluloses, and lignin all mainly changed during the EFB fermentation (Wan Razali, et al. 2012). In the second experiment, on the averages, cellulose decreased

1 by 39.94%, hemicelluloses by 37.46%, and lignin by 45.94% from the initial status. According to
2 Bledzki and Gassan (1999), hemicellulose is the weakest component because the structures are made of
3 polysaccharides, amorphous structures, containing monomer sugar, and are subject to the most
4 extensive degradation. While lignin resists biodegradation and only undergoes partial biotransformation
5 (Jouraiphy et al. 2005). Even known as the hardest component to be degraded, lignin had the highest
6 decomposition percentage among the other two components. This may be because initial lignin content
7 of EFB in this study was relatively high.

8 Final contents of cellulose, hemicelluloses, and lignin in the spent EFB were on the averages
9 $23.51\pm 2.32\%$, $13.53\pm 1.60\%$, and $13.04\pm 1.22\%$ respectively. The mushroom productivity (the BCE) as
10 mentioned before was quite low if compared to what Thiribhuvanamala *et al.* (2012) reported. Our
11 hypothesis is that the straw mushroom productivity can be increased by means of further lowering the
12 final contents of cellulose, hemicelluloses, and lignin in the spent EFB. One potential method may be
13 by doing better composting process of EFB, but this may not be a simple task. Wan Razali, et al.
14 (2012) found cellulose, hemicelluloses, and lignin contents of 26.2%, 15.4%, and 33.3% respectively in
15 the final compost of EFB fiber mixed with supplemental materials after 3 month composting.
16 Contents of the three components; however, are still higher than in this study. Apetorgbor et al. (2015)
17 also found higher contents of those components in the spent oil palm fruit fiber. Rice straw and cotton
18 waste, which are known as the best substrates for straw mushroom, had much lower final lignin
19 contents (4.8% and 0.2% respectively) as reported by Apetorgbor et al. (2015). Some methods, such
20 using supplemental micronutrients (Thiribhuvanamala *et al.* 2012), adequate fertilizers (Reyes 2000),
21 mixed materials with low C-N ratios (Zakhary *et al.* 1984), better aeration and drainage (Apetorgbor
22 *et al.* 2015), can be potential used to improve EFB composting techniques. Usage of laccase producing
23 *Trichoderma* to breakdown lignin during substrate fermentation as reported by Bagewadi et al. (2017)
24 was also potential option to apply.
25

26 Conclusion

27 Finding in this research suggested that EFB did not need to be cut into smaller pieces if utilized
28 as straw mushroom substrate. Aeration and drainage in composting process of the substrate and in the
29 growing bed (in addition to O₂, CO₂, temperature, and humidity of the environment) may need to be
30 given extra attention. The EFB should not be composted for more than 8 days, because there was a
31 tendency to decrease yield. Supplemental fertilizers increased decomposition rates of EFB, as well as
32 yield and nutritive values of straw mushroom. The fact that BCE was still considered low compared to
33 other methods, there are still room for improvements in straw mushroom cultivation using EFB, such
34 as by increasing dosages of fertilizer, supplementing with micronutrients, using mixed substrates, or
35 incorporating enzyme-producing agents capable of stimulating delignification process.

36 Acknowledgment

37 We greatly appreciate the support of the Indonesian Ministry of Research, Technology and Higher
38 Education for the funding this research. We are grateful for the tireless contributions of the following
39 individual: Windri Meiwani, Herza Wirasaputra, Aditya Hari Prabowo, Muhammad Muslihudin, Linda
40 Fauziah, and Dian Nova Ayu Pulung.

42 Compliance with ethical standards

43 Conflict of interest: The authors declare that there is no conflict of interest with this research.

45 References

- 46 Abdullah A, Sulaiman F, Gerhauser H (2011) Characterization of oil palm empty fruit bunches for fuel
47 application. *J Phy Sc* 22(1): 1–24
48 Amir S, Jouraiphy A, Meddich A, El Gharous M, Winterton P, Hafidi M (2010) Structural study of
49 humic acids during composting of activated sludge-green waste: Elemental analysis, FTIR and
50 ¹³C NMR. *Journal of Hazardous Materials*, 177(1-3), 524–529.
51 <http://doi.org/10.1016/j.jhazmat.2009.12.064>
52 Apetorgbor AK, Apetorgbor MM, Derkyi NSA (2015) Comparative studies on growth and yield of oil
53 palm mushroom, *Volvariella Volvacea* (Bull. Ex. Fr.) Sing on different substrates. *Greener J of*
54 *Agric Sci* 5(5): 177-189. <http://doi.org/10.15580/GJAS.2015.5.071115091>

- 1 Arifestiananda S, Setiyono, Soedradjad R (2015) The effect of medium composting time and dosage of
2 chicken manure on the yields and protein content of paddy straw mushroom. Berkala Ilmiah
3 PERTANIAN (Agric Sci Bull) (in Indonesian).
- 4 Bagewadi ZK, Mulla SI, Ninnekar Hz (2017) Optimization of laccase production and its application in
5 delignification of biomass. Int J Recycl Org Waste Agricult (2017) 6:351–365.
6 <https://doi.org/10.1007/s40093-017-0184-4>
- 7 Banik S, Nandi R (2004) Effect of supplementation of rice straw with biogas residual slurry manure on
8 the yield, protein and mineral contents of oyster mushroom. Industrial Crops and Products 20:
9 311-319. <https://doi.org/10.1016/j.indcrop.2003.11.003>
- 10 Belewu MA, Belewu KY (2005) Cultivation of mushroom (*Volvariella volvacea*) on banana leaves.
11 African J Biotech 4(12): 1401-1403. <https://doi.org/10.5897/AJB2005.000-3177>
- 12 Bledzki A.K. , Gassan J. (1999) Composites reinforced with cellulose based fibres. Prog. Polym. Sci.
13 24: 221–274. [https://doi.org/10.1016/S0079-6700\(98\)00018-5](https://doi.org/10.1016/S0079-6700(98)00018-5)
- 14 Chang SH (2014) An overview of empty fruit bunch from oil palm as feedstock for bio-oil production.
15 Biomass and Bioenergy 62: 174 -181. <https://doi.org/10.1016/j.biombioe.2014.01.002>
- 16 Chang ST, Wasser SP (2017) The cultivation and environmental impact of mushrooms. Oxford
17 Research Encyclopedia of Environmental Science (environmentalscience.oxfordre.com).
18 Oxford University Press USA, 2016. [http://dx.doi.org/10.1093/acrefore/](http://dx.doi.org/10.1093/acrefore/9780199389414.013.231)
19 [9780199389414.013.231](http://dx.doi.org/10.1093/acrefore/9780199389414.013.231)
- 20 Cheung PCK (2013) Mini-review on edible mushrooms as source of dietary fiber: Preparation and
21 health benefits. Food Sci and Human Wellness 2: 162–166. [https://doi.org/10.1016/](https://doi.org/10.1016/j.fshw.2013.08.001)
22 [j.fshw.2013.08.001](https://doi.org/10.1016/j.fshw.2013.08.001)
- 23 Datta R (1981) Acidogenic fermentation of lignocelluloses acid yield and conversion of component. J
24 Biotech and Bioeng 23: 2167-2170. <https://doi.org/10.1002/bit.260230921>
- 25 Dermiyati, Jamalalam L, Banuwa IR, Triyono S, Maulida O, Agsary D (2015) Application of
26 Organonitrofos and Inorganic Fertilizer on Cassava (*Manihot esculenta Crantz*) in Ultisol Soil. J
27 Tropical Soils 20(3): 167-172. www.dx.doi.org/10.5400/jts.2015.20.3.167
- 28 Faostat (2016) Food and agriculture data. <http://www.fao.org/faostat/en/#home>
- 29 Fasidi IO, Akwakwa DO (1996) Growth requirements of *Volvariella speciosa* (Fr. ex. Fr.) Sing., a
30 Nigerian mushroom. Food Chem 55(2): 165-168. [https://doi.org/10.1016/0308-8146\(95\)00083-](https://doi.org/10.1016/0308-8146(95)00083-6)
31 [6](https://doi.org/10.1016/0308-8146(95)00083-6)
- 32 Fard HS, Toghyani M, Tabeidian SA (2014) Effect of oyster mushroom wastes on performance,
33 immune responses and intestinal morphology of broiler chickens. Int J Recycl Org Waste
34 Agricult 3:141–146. <https://doi.org/10.1007/s40093-014-0076-9>
- 35 Fazaeli H, Varzeneh HS, Farahpoor A, Moayer A (2014) Recycling of mushroom compost wheat
36 straw in the diet of feedlot calves with two physical forms. Int J Recycl Org Waste Agricult
37 3:65. <https://doi.org/10.1007/s40093-014-0065-z>
- 38 Hayawin ZN, Astimar AA, Anis M, Ibrahim MH, Khalil HPSA, Ibrahim Z (2012) Vermicomposting of
39 empty fruit bunch with addition of palm oil mill effluent solid. J. Oil Palm Res 24: 1542-1549.
40 [http://jopr.mpob.gov.my/vermicomposting-of-empty-fruit-bunch-with-addition-of-palm-oil-mill-](http://jopr.mpob.gov.my/vermicomposting-of-empty-fruit-bunch-with-addition-of-palm-oil-mill-effluent-solid/)
41 [effluent-solid/](http://jopr.mpob.gov.my/vermicomposting-of-empty-fruit-bunch-with-addition-of-palm-oil-mill-effluent-solid/)
- 42 Helrich K (1990) Official methods of analysis of the AOAC. 15th Edition 1990 ISSN 0066-96IX, Vol
43 1.
- 44 Hendritomo HI (2010) Jamur konsumsi berkhasiat obat (Edible mushroom possessing medicinal value).
45 Lily Publisher, Yogyakarta.
- 46 Hoe TK, Sarmidi MR, Alwee SSRS, Zakaria ZA (2016) Recycling of oil palm empty fruit bunch as
47 potential carrier for biofertilizer formulation. J Teknologi (Sciences & Engineering) 78(2): 165–
48 170. <https://doi.org/10.11113/jt.v78.7375>
- 49 Ichsan CN, Harun F, Ariska N (2011) Karakteristik pertumbuhan dan hasil jamur merang (*Volvariella*
50 *volvacea L.*) pada medium tanam dan konsentrasi pupuk biogreen yang berbeda. J. Floratek 6:
51 171 – 180 (in Indonesian).
- 52 Jouraiphy A, Amir S, El Gharous M, Revel JC, Hafidi M (2005) Chemical and spectroscopic analysis
53 of organic matter transformation during composting of sewage sludge and green plant waste.
54 International Biodeterioration & Biodegradation 56: 101–108.
55 <https://doi.org/10.1016/j.ibiod.2005.06.002>
- 56 Jeznabadi EK, Jafarpour M, Eghbalsaied S (2016) King oyster mushroom production using various
57 sources of agricultural wastes in Iran. Int J Recycl Org Waste Agricult 5:17–24. [https://doi.org/](https://doi.org/10.1007/s40093-015-0113-3)
58 [10.1007/s40093-015-0113-3](https://doi.org/10.1007/s40093-015-0113-3)

- 1 Kananam W, Suksaroj TT, Suksaroj C (2011) Biochemical changes during oil palm (*Elaeis guineensis*)
 2 empty fruit bunches composting with decanter sludge and chicken manure. *ScienceAsia* 37:17-
 3 23. <https://doi.org/10.2306/scienceasia1513-1874.2011.37.017>
- 4 Kavitha B, Rajannan G, Jothimani P (2013) Utilization of empty fruit bunch of oil palm as alternate
 5 substrate for the cultivation of mushroom. *Inter J Sci, Environ and Tech* 2(5): 839-846.
 6 <http://www.ijset.net/journal/157.pdf>
- 7 Kurtzman, RH Jr (2010) Pasteurization of mushroom substrate and other solids. *African J Envi.*
 8 *Science and Tech.* 4(13): 936-941. <http://www.academicjournals.org/AJEST>
- 9 Marlina L, Sukotjo S, Marsudi S (2015) Potential of oil palm empty fruit bunch (EFB) as media for
 10 Oyster mushroom, *Pleurotus ostreatus* cultivation. *Procedia Chem* 16: 427-431. <https://doi.org/10.1016/j.proche.2015.12.074>
- 11 Mayun IA (2007) Pertumbuhan jamur merang (*Volvariella volvacea*) pada berbagai medium tumbuh.
 12 *Agritrop* 26(3): 124-128 (in Indonesian)
- 13 Ministry of Agriculture (2017) Basis data statistik pertanian (in Indonesian). <http://aplikasi.deptan.go.id/bdsp/index.asp>
- 14 Mohamed MF, Nassef DMT, Waly EA, Kotb AM (2014) Production of oyster mushroom (*Pleurotus*
 15 spp.) intercropped with field grown faba bean (*Vicia faba* L.) *Asian. J Crop Sci* 6(1):27-37.
 16 <https://doi.org/10.3923/ajcs.2014.27.37>
- 17 Mohamed MF, Refaei EFS, Abdalla MMA, Abdelgalil SH (2016) Fruiting bodies yield of oyster
 18 mushroom (*Pleurotus columbinus*) as affected by different portions of compost in the substrate.
 19 *Int J Recycl Org Waste Agricult* 5:281-288. <https://doi.org/10.1007/s40093-016-0138-2>
- 20 Muryanto, Triwahyuni E, Abimanyu H, Cahyono A, Cahyono ET, Sudiyani Y (2015) Alkaline
 21 delignification of oil palm empty fruit bunch using black liquor from pre-treatment. *Procedia*
 22 *Chem* 16: 99-105. <https://doi.org/10.1016/j.proche.2015.12.032>
- 23 Nugroho SG, Lumbanraja J, Dermiyati, Triyono S, Ismono H (2012) Optimum Ratio of Fresh Manure
 24 and Grain Size of Phosphate Rock Mixture in a Formulated Compost for Organomineral NP
 25 Fertilizer. *J Trop Soils* 17(2): 121-128. <http://dx.doi.org/10.5400/jts.2012.v17i2.121-128>
- 26 Omar R, Idris A, Yunus R, Khalid K, Isma MIA (2011) Characterization of empty fruit bunch for
 27 microwave-assisted pyrolysis. *Fuel* 90(4):1536-1544
- 28 Onuoha CI, Oyibo G, Judith E (2009) Cultivation of Straw Mushroom (*Volvariella volvacea*) Using
 29 Some Agro-Waste Material. *J American Sci* 5(5):135-138.
 30 <https://doi.org/10.7537/marsjas050509.17>
- 31 Pandey A (2003) Solid-state fermentation. *Biochem Eng J* 13: 81-84. [https://doi.org/10.1016/S1369-703X\(02\)00121-3](https://doi.org/10.1016/S1369-703X(02)00121-3)
- 32 Poeloengan ZD, Anas I (1993) "Pembuatan pupuk organik dari tandan kosong kelapa sawit". *Buletin*
 33 *Penelitian Kelapa Sawit*, 289-99 (in Indonesian)
- 34 Rajapakse P (2011) New cultivation technology for paddy straw mushroom (*Volvariella volvacea*).
 35 Proceedings of the 7th International Conference on Mushroom Biology and Mushroom Products
 36 (ICMBMP7) 2011. https://www.researchgate.net/publication/268410626_New_cultivation_technology_for_paddy_straw_mushroom_Volvariella_volvacea
- 37 Rahmanda R (2014) Pertumbuhan jamur merang (*Volvariella volvacea*) menggunakan media tanam
 38 serabut kelapa sebagai sumber belajar biologi sma kelas x pada materi pembelajaran jamur.
 39 *JUPEMASI-PBIO* 1(1): 103-105. (in Indonesian)
- 40 Reyes RG, Eguchi F, Higaki TIM (1998) Physiological considerations for efficient mycelial
 41 colonization of Philippine strains of *Volvariella volvacea*. *J Wood Sci* 44(5): 408-413
- 42 Reyes RG (2000) Indoor cultivation of paddy straw mushroom, *Volvariella volvacea*, in crates.
 43 *Mycologist* 14(4): 174-176. [https://doi.org/10.1016/S0269-915X\(00\)80037-3](https://doi.org/10.1016/S0269-915X(00)80037-3)
- 44 Riduwan M, Hariyono D, Nawawi M (2013) Pertumbuhan dan hasil jamur merang (*volvariella*
 45 *volvacea*) pada berbagai sistem pennebaran bibit dan ketebalan medium. *J Produksi Tanaman*
 46 1(1): 70-79. (in Indonesian)
- 47 Rizki M and Tamai Y (2011) Effects of different nitrogen rich substrates and their combination to the
 48 yield performance of oyster mushroom (*Pleurotus ostreatus*). *World J Microbiol Biotechnol*
 49 27:1695-1702. <http://link-springer-com-443.webvpn.jxutcm.edu.cn/article/10.1007/s11274-010-0624-z>
- 50 Sánchez C (2004) Modern aspects of mushroom culture technology. *Appl Microbiol Biotechnol* 64:
 51 756-762. <https://doi.org/10.1007/s00253-004-1569-7>
- 52 Sreekala MS, Kumaran MG, Thomas S (1997) Oil palm fibers: morphology, chemical composition,
 53 surface modification, and mechanical properties. *J Appl Polymer Sci* 66: 821-835.
 54 [https://doi.org/10.1002/\(SICI\)1097-4628\(19971031\)66:5<821::AID-APP2>3.0.CO;2-X](https://doi.org/10.1002/(SICI)1097-4628(19971031)66:5<821::AID-APP2>3.0.CO;2-X)

- 1 Sudirman LI, Sutrisna A, Listiyowati S, Fadli L, Tarigan B (2011) The potency of oil palm plantation
 2 wastes for mushroom production. Proceedings of the 7th International Conference on
 3 Mushroom Biology and Mushroom Products (ICMBMP7).
 4 <http://repository.ipb.ac.id/bitstream/handle/123456789/56530/proceeding%20mushrom%20biologi%20%28lisdar%29.pdf?sequence=1&isAllowed=y>
 5
 6 Sudiyani Y, Styarini D, Triwahyuni E, Sudiarmanto, Kiky C, Sembiring KC, Aristiawan Y,
 7 Abimanyu. H, Han MH (2013) Utilization of biomass waste empty fruit bunch fiber of palm oil
 8 for bioethanol production using pilot – scale unit. Energy Procedia 32: 31–38.
 9 <https://doi.org/10.1016/j.egypro.2013.05.005>
 10 Sukendro L, Gunawan AW, Dharmaputra OS (2001) Pengaruh waktu pengomposan limbah kapas
 11 terhadap produksi jamur merang. J Microbiologi Indonesia 6 (1) (in Indonesian)
 12 Sunandar B (2010) Budidaya jamur merang. BPTP Jawa Barat, BPPP Kementan. Jakarta. (in
 13 Indonesian)
 14 Tabi ANM, Zakil FA, Fauzai WNF, Ali N, and Hassan O. 2008. The usage of empty fruit bunch
 15 (EFB) and palm pressed fibre (PPF) as substrates for the cultivation of *Pleurotus ostreatus*. J
 16 Teknologi 49(F): 189–196
 17 Thiribhuvanamala G, Krishnamoorthy S, Manoranjitham K, Praksasm V, Krishnan S (2012) Improved
 18 techniques to enhance the yield of paddy straw mushroom (*Volvariella volvacea*) for commercial
 19 cultivation. African J Biotech. 11(64): 12740-12748. <https://doi.org/10.5897/AJB11.4066>
 20 Tye YY, Lee KT, Wan Abdullaha WN, Leh CP (2014) The effect of various pretreatment methods on
 21 oil palm empty fruit bunch (EFB) and kenaf core fibers for sugar production. Procedia Environ
 22 Sci 20: 328 – 335. <https://doi.org/10.1016/j.proenv.2014.03.041>
 23 Vargas LIR, Hepperly PR (1986) Assessment of Chinese straw mushroom (*Volvariella volvacea*)
 24 fungal competitors on sugarcane bagasse. Proc. Int'l Sym. Scientific and Technical Aspects of
 25 Cultivating Edible Fungi. The Penna. State Univ., University Park, PA., USA. July 1986
 26 Vinięgra-González G, Favela-Torres E, Aguilar CN, Romero-Gómez S, Díaz-Godínez G, Augur C
 27 (2003) advantages of fungal enzyme production in solid state over liquid fermentation systems.
 28 Biochem Eng J 13: 157-167. [https://doi.org/10.1016/S1369-703X\(02\)00128-6](https://doi.org/10.1016/S1369-703X(02)00128-6)
 29 Wan Razali WA, Baharuddin AS, Talib AT, Sulaiman A, Naim MN, Hasan MA, Shirai Y. (2012)
 30 Degradation of oil palm empty fruit bunches (OPEFB) fibre during composting process using in-
 31 vessel composter. BioResources 7(4): 4786-4805. bioresourcesjournal.com
 32 Williams BC, McMullan JT, McCahey S (2001) An initial assessment of spent mushroom compost as
 33 a potential energy feedstock. Biores Tech 79: 227-230. [https://doi.org/10.1016/S0960-8524\(01\)00073-6](https://doi.org/10.1016/S0960-8524(01)00073-6)
 34 Wood DA, Leatham GF (1983) Lignocellulose degradation during the life cycle of *A garicus bisporus*.
 35 FEMS Microbiology Letters 20: 421-424. <https://doi.org/10.1111/j.1574-6968.1983.tb00160>
 36 Zakhary JW, El-Mahdy AR, Abo-Bakr TM, Tabey-Shehata AME (1984) Cultivation and chemical
 37 composition of the paddy-straw mushroom (*Volvariella volvacea*). Food Chem 13: 265-276.
 38 [https://doi.org/10.1016/0308-8146\(84\)90090-6](https://doi.org/10.1016/0308-8146(84)90090-6)
 39 Zulkiplea N, Maskata MY, Hassana O (2016) Pretreatment of oil palm empty fruit fiber (opefb) with
 40 aqueous ammonia for high production of sugar. Procedia Chem 18: 155 – 161.
 41 <https://doi.org/10.1016/j.proche.2016.01.024>
 42
 43
 44
 45
 46
 47
 48
 49
 50
 51
 52
 53
 54
 55
 56
 57
 58
 59
 60
 61
 62
 63
 64
 65

View Letter

Date: 13 Jan 2019
To: "Sugeng Triyono" striyono2001@yahoo.com
"Agus Haryanto" agusharyid65@gmail.com, "Mareli Telaumbanua"
marelitaumbanua@gmail.com, "Dermiyati Dermiyati"
cc: dermiyati.1963@fp.unila.ac.id, "Jamalam Lumbanraja"
jlumbanraja53@gmail.com, "Filip To" fto@abe.msstate.edu
From: "International Journal of Recycling of Organic Waste in Agriculture
(IRWA)" harini.senthil@springernature.com
Subject: Your Submission IRWA-D-18-00104R2

Dear Mr. Triyono,

We have received the reports from our advisors on your manuscript, "Cultivation of Straw Mushroom (*Volvarella volvacea*) on Oil Palm Empty Fruit Bunch Growth Medium", submitted to International Journal of Recycling of Organic Waste in Agriculture

Based on the advice received, I have decided that your manuscript can be accepted for publication after you have carried out the corrections as suggested by the reviewer(s).

Below, please find the reviewers' comments for your perusal. You are kindly requested to also check the website for possible reviewer attachment(s).

Please note: when uploading your revised files, please make sure only to submit your editable source files (i. e. word, tex).

Please submit your revised manuscript online by using the Editorial Manager system.

Your username is: *****

If you forgot your password, you can click the 'Send Login Details' link on the EM Login page at <https://irwa.editorialmanager.com/>

I am looking forward to receiving your revised manuscript before 27 Jan 2019.

Thank you very much.

With kind regards,
Payam Najafi
Director – in – Chief
International Journal of Recycling of Organic Waste in Agriculture

COMMENTS FOR THE AUTHOR:

Reviewer #1: I think the authors addressed most of the queries satisfactorily.

Reviewer #2: The authors have tried to improve the text as per the suggestions of the reviewers. However, still there are several points which need attention.

- i) In abstract section, the method part has not been spelled out correctly.
- ii) In keywords what is Arduino?
- iii) In conclusion part a sentence has been added mentioning that micronutrients and enzyme producing agents can add to delignification, whether such an attempt was made?
- iv) Spelling mistake at page 7 i.e. Biological Bonversion instead of Biological Conversion Efficiency. Similar spelling mistake for physico-chemical, it has been spelled as phychochemical.
- v) Data on mushroom production as per FAOSTAT 2016 is not accurate, please check.
- vi) At page 10 it has been mentioned that inorganic fertilizer was added @ 25 g, 50 g and 75 g, while organic fertilizer @ 5 cc, 10 cc and 15 cc. This is in what quantity of substrate?
- vii) Effect of substrate size and composting period seems to be significant, however, it has been mentioned as non significant, please check.
- viii) How substrate size reduction leads to increase in protein content? Please clarify.
- ix) How composting period has not affected the final content of the cellulose, hemicellulose and lignin in spent EFB, any explanation?

Recipients of this email are registered users within the Editorial Manager database for this journal. We will keep your information on file to use in the process of submitting, evaluating and publishing a manuscript. For more information on how we use your personal details please see our privacy policy at <https://www.springernature.com/production-privacy-policy>. If you no longer wish to receive messages from this journal or you have questions regarding database management, please email our publication office, stating the journal name(s) and your email address(es):
PublicationOfficeSPS@springernature.com

In compliance with data protection regulations, please contact the publication office if you would like to have your personal information removed from the database.

Your Submission IRWA-D-18-00104R2

From: International Journal of Recycling of Organic Waste in Agriculture (IRWA) (em@editorialmanager.com)

To: striyono2001@yahoo.com

Date: Monday, January 14, 2019, 11:53 AM GMT+7

CC: "Agus Haryanto" agusharyid65@gmail.com, "Mareli Telaumbanua" marelitelaumbanua@gmail.com, "Dermiyati Dermiyati" dermiyati.1963@fp.unila.ac.id, "Jamalam Lumbanraja" jlumbanraja53@gmail.com, "Filip To" fto@abe.msstate.edu

Dear Mr. Triyono,

We have received the reports from our advisors on your manuscript, "Cultivation of Straw Mushroom (*Volvarealla volvacea*) on Oil Palm Empty Fruit Bunch Growth Medium", submitted to International Journal of Recycling of Organic Waste in Agriculture

Based on the advice received, I have decided that your manuscript can be accepted for publication after you have carried out the corrections as suggested by the reviewer(s).

Below, please find the reviewers' comments for your perusal. You are kindly requested to also check the website for possible reviewer attachment(s).

Please note: when uploading your revised files, please make sure only to submit your editable source files (i. e. word, tex).

Please submit your revised manuscript online by using the Editorial Manager system.

Your username is: striyono2001

If you forgot your password, you can click the 'Send Login Details' link on the EM Login page at <https://irwa.editorialmanager.com/>

I am looking forward to receiving your revised manuscript before 27 Jan 2019.

Thank you very much.

With kind regards,
Payam Najafi
Director – in – Chief
International Journal of Recycling of Organic Waste in Agriculture

COMMENTS FOR THE AUTHOR:

Reviewer #1: I think the authors addressed most of the queries satisfactorily.

Reviewer #2: The authors have tried to improve the text as per the suggestions of the reviewers. However, still there are several points which need attention.

- i) In abstract section, the method part has not been spelled out correctly.
- ii) In keywords what is Arduino?
- iii) In conclusion part a sentence has been added mentioning that micronutrients and enzyme producing agents can add to delignification, whether such an attempt was made?
- iv) Spelling mistake at page 7 i.e. Biological Bonversion instead of Biological Conversion Efficiency. Similar spelling mistake for physico-chemical, it has been spelled as phychochemical.
- v) Data on mushroom production as per FAOSTAT 2016 is not accurate, please check.
- vi) At page 10 it has been mentioned that inorganic fertilizer was added @ 25 g, 50 g and 75 g, while organic fertilizer @ 5 cc, 10 cc and 15 cc. This is in what quantity of substrate?
- vii) Effect of substrate size and composting period seems to be significant, however, it has been mentioned as non significant, please check.
- viii) How substrate size reduction leads to increase in protein content? Please clarify.
- ix) How composting period has not affected the final content of the cellulose, hemicellulose and lignin in spent EFB, any explanation?

Recipients of this email are registered users within the Editorial Manager database for this journal. We will keep your information on file to use in the process of submitting, evaluating and publishing a manuscript. For more information on how we use your personal details please see our privacy policy at <https://www.springernature.com/production-privacy-policy>. If you no longer wish to receive messages from this journal or you have questions regarding database management, please email our publication office, stating the journal name(s) and your email address(es): PublicationOfficeSPS@springernature.com

In compliance with data protection regulations, please contact the publication office if you would like to have your personal information removed from the database.

IRWA-D-18-00104R3 - accepted but needs final editing

From: International Journal of Recycling of Organic Waste in Agriculture (IRWA) (em@editorialmanager.com)

To: striyono2001@yahoo.com

Date: Saturday, March 16, 2019, 02:32 PM GMT+7

CC: "Agus Haryanto" agusharyid65@gmail.com, "Mareli Telaumbanua" marelitelaumbanua@gmail.com, "Dermiyati Dermiyati" dermiyati.1963@fp.unila.ac.id, "Jamalam Lumbanraja" jlumbanraja53@gmail.com, "Filip To" fto@abe.msstate.edu

Dear Mr. Triyono,

We are pleased to inform you that your submission Cultivation of Straw Mushroom (*Volvarealla volvacea*) on Oil Palm Empty Fruit Bunch Growth Medium has been accepted for publication in International Journal of Recycling of Organic Waste in Agriculture

However, before your paper can be forwarded to our Production Department, you are requested to make the corrections as suggested by Payam Najafi

Please note: when uploading your revised files, please make sure only to submit your editable source files (i. e. word, tex).

In order to submit your corrected manuscript, please access the journal's website.

Your username is: striyono2001

If you forgot your password, you can click the 'Send Login Details' link on the EM Login page at <https://www.editorialmanager.com/irwa/>

We look forward to receiving your final version of your manuscript.

Thank you very much.

With kind regards,
Payam Najafi
Director – in – Chief
International Journal of Recycling of Organic Waste in Agriculture

COMMENTS TO THE AUTHOR:

Titles of journals in references should be in abbreviations.

Always use the standard abbreviation of a journal's name according to the ISSN List of Title Word Abbreviations, see

- ISSN LTWA

If you are unsure, please use the full journal title.

Recipients of this email are registered users within the Editorial Manager database for this journal. We will keep your information on file to use in the process of submitting, evaluating and publishing a manuscript. For more information on how we use your personal details please see our privacy policy at <https://www.springernature.com/production-privacy-policy>. If you no longer wish to receive messages from this journal or you have questions regarding database management, please contact the Publication Office at the link below.

In compliance with data protection regulations, you may request that we remove your personal registration details at any time. (Use the following URL: <https://www.editorialmanager.com/irwa/login.asp?a=r>) Please contact the

publication office if you have any questions.

IRWA-D-18-00104R4 - Ad Hoc from Editor to Author

From: Hossein Pourmoghadass (em@editorialmanager.com)

To: striyono2001@yahoo.com

Date: Monday, November 25, 2019, 05:23 PM GMT+7

Dear Authors,

Please find your paper published in International Journal of Recycling of Organic Waste in Agriculture, Volume 8, issue 4. Your contribution is an important scientific support for our publication.

In this context, you should know that you may contribute substantially to the improvement of our journal visibility, if you will cite your own paper, as well as other papers published in IJROWA, in other esteem journals, so that you have a very good basis for documentation.

If each paper would be cited at least once by their authors, the next year or over two years, compared with the year of publication (but not in IJROWA), we would gather many citations per year!

Therefore, all the authors of papers in IJROWA can play a decisive role in increasing the visibility and scores of our journal, for their own benefit.

If it is possible, Please send us your opinion about this journal to improve IJROWA as an interested journal for authors (jrowa2011@gmail.com).

Thank you, hoping for a continuous cooperation.

Best regards,

Prof. Hossein Pourmoghadass

Editor in chief

Recipients of this email are registered users within the Editorial Manager database for this journal. We will keep your information on file to use in the process of submitting, evaluating and publishing a manuscript. For more information on how we use your personal details please see our privacy policy at <https://www.springernature.com/production-privacy-policy>. If you no longer wish to receive messages from this journal or you have questions regarding database management, please contact the Publication Office at the link below.

In compliance with data protection regulations, you may request that we remove your personal registration details at any time. (Use the following URL: <https://www.editorialmanager.com/irwa/login.asp?a=r>). Please contact the publication office if you have any questions.

IRWA-D-18-00104R4 - Ad Hoc from Editor to Author

From: Hossein Pourmoghadass (em@editorialmanager.com)

To: striyono2001@yahoo.com

Date: Monday, November 25, 2019, 05:23 PM GMT+7

Dear Authors,

Please find your paper published in International Journal of Recycling of Organic Waste in Agriculture, Volume 8, issue 4. Your contribution is an important scientific support for our publication.

In this context, you should know that you may contribute substantially to the improvement of our journal visibility, if you will cite your own paper, as well as other papers published in IJROWA, in other esteem journals, so that you have a very good basis for documentation.

If each paper would be cited at least once by their authors, the next year or over two years, compared with the year of publication (but not in IJROWA), we would gather many citations per year!

Therefore, all the authors of papers in IJROWA can play a decisive role in increasing the visibility and scores of our journal, for their own benefit.

If it is possible, Please send us your opinion about this journal to improve IJROWA as an interested journal for authors (jrowa2011@gmail.com).

Thank you, hoping for a continuous cooperation.

Best regards,

Prof. Hossein Pourmoghadass

Editor in chief

Recipients of this email are registered users within the Editorial Manager database for this journal. We will keep your information on file to use in the process of submitting, evaluating and publishing a manuscript. For more information on how we use your personal details please see our privacy policy at <https://www.springernature.com/production-privacy-policy>. If you no longer wish to receive messages from this journal or you have questions regarding database management, please contact the Publication Office at the link below.

In compliance with data protection regulations, you may request that we remove your personal registration details at any time. (Use the following URL: <https://www.editorialmanager.com/irwa/login.asp?a=r>). Please contact the publication office if you have any questions.