



**UISFS**  
2016

**50** SEAMEO  
SEARCHCA  
1966-2016

**ISFA**  
Indonesian SEARCA Fellow Association

ISBN : 978-602-0860-08-4

# CONFERENCE PROCEEDINGS

2016

August 23-24, 2016

Bandarlampung, Lampung, Indonesia

## UISFS

### THE USR INTERNATIONAL SEMINAR ON FOOD SECURITY

“Improving Food Security : The Challenges for  
Enhancing Resilience to Climate Change”

**Volume I**

The University of Lampung

Indonesian SEARCA Fellow Association

Southeast Asian Regional Center for Graduate Study and Research in Agriculture

ISBN : 978-602-0860-08-4

# **USR INTERNATIONAL SEMINAR ON FOOD SECURITY**

*Improving Food Security : The Challenges for Enhancing Resilience to  
Climate Change*

**Emersia Hotel and Resort, Bandar Lampung,  
Lampung, Indonesia**

**23 – 24 August 2016  
Volume 1**

Organized by



ISFA



Research and Community Service Institution  
University of Lampung – Republic of Indonesia,  
Indonesian SEARCA Fellow Association,  
SEARCA

2016

## ***EDITORS***

Christine Wulandari, Ph.D  
Dr. Maria Viva Rini  
Hari Kaskoyo, Ph.D  
Hidayat Saputra, S.P.,M.Si  
Windi Mardiqā Riani, S.Hut., M.Si  
Aristoteles, S.Si., M.Si  
Ade Pamungkas

## ***REVIEWERS***

Prof. Dr. Neti Yuliana  
Prof. Dr. Bustanul Arifin  
Prof. Dr. Kukuh Setiawan  
Prof. Dr. Udin Hasanudin  
Prof. Dr. Yusnita Said  
Dr. Dwi Hapsoro  
Endang Linirin Widiastuti, Ph.D  
Dr. Siti Nurjanah  
Wamiliana, Ph.D  
Dr. Yaktiworo Indriani

# *Preface*

## COMMITTEE CHAIR




Recently, there are many discussions about food security as a complex issue of sustainable development. One of important topics is will the food needs in the future be met by the current production levels? In addition, the future production faces another sustainable development issues, one of which climate change that affects all four food security dimensions: food availability, food accessibility, food utilization and food systems stability. Improving food security, therefore whilst reconciling demands on the environment conditions which becoming the greatest challenges.

To response that challenges, The University of Lampung collaborated with ISFA (Indonesia SEARCA Fellow Association) and SEAMEO-SEARCA conduct an International Seminar on “Improving Food Security: The Challenges for Enhancing Resilience to Climate Change” in Bandar Lampung, Indonesia on August 23-24, 2016. There are 4 topics are offered as follows: (1.) Food Security and Food Production System, (2.) Food Security, Post Harvest Science and Technology, (3.) Food Security and Socio-Economic Environment Aspect and (4.) Ecological Perspectives on Food Security.

At this seminar, 111 research articles were submitted from 6 countries i.e. Indonesia, Lao, Malaysia, Myamar, Thailand, and Vietnam. The authors are researchers, practitioners included NGO, policy makers, academics as well as industrial professionals. The ultimate aim of this seminar is to deliver state-of-the-art analysis, inspiring visions and innovative methods arising from research in a wide range of disciplines. Through this activity, it is expected that research articles in all aspects related to food security can be documented, rapidly spread, communicated and discussed throughout the countries.

Thank you for your participation and looking forward to having productive discussion among participants.

Sincerely yours,



Christine Wulandari, Ph.D

## *Preface*

### *The University of Lampung Rector*




Many Asian countries face serious challenges on their food security due to changing consumption patterns including the demographics, declining of agriculture productivity, degradation of natural resources, rising input costs as well as cost for transportation of supply chains. All of these, need various trends anticipation of short to medium term, and this is clearly becomes efforts focused on mitigating towards the challenges. Together with SEAMEO-SEARCA and Indonesian Searca Fellows Association (ISFA), the University of Lampung (Unila) collaborated to conduct an international seminar with theme in “Improving Food Security: The Challenges for Enhancing Resilience to Climate Change” on 23-24 August 2016 in Emersia Hotel, Bandarlampung. From this international seminar, 111 research articles from six countries in Southeast Asia were compiled and expected to be used as a stepping stone for preparation of development strategies in Indonesia country or other Asian countries resolving the issues of Food Security.

This cooperation among Unila with ISFA and SEARCA in accordance with the Unila statement mission for Unila goals of 2005-2025, one of which Unila is able to build joint effort in many development aspects within various parties, including governments, publics, businesses, non-governmental organizations either national and overseas, with mutual benefit basis in sustainable frame for natural resources conservation in supporting Food Security. The other Unila goals related to the Food Security is the community welfare, in which Unila become the agent of changes and maintain the certainty and justice for the community benefits.

My very sincere appreciation to invited speakers and participants for their great contributions, to all advisory boards SEAMEO-SEARCA and Indonesian Searca Fellows Association (ISFA), reviewers, colleagues and staffs for putting remarkable efforts and their contribution to the organization of this seminar. Finally, I just hope that this seminar is able to inspire and deliver benefits to all participants, in which together we are able contribute to development of Food Security in our countries as well as to global.

We look forward to working with you and getting to know you in years ahead.  
Thank You.

Your sincerely,

A handwritten signature in black ink, which appears to read 'Hasriadi Mat Akin'.

Prof. Dr. Hasriadi Mat Akin



# Preface

## SEARCA DIRECTOR



### MESSAGE

The Southeast Asian Regional Center for Graduate Study and Research in Agriculture (SEARCA) is pleased to support the Indonesian SEARCA Fellows Association (ISFA) in organizing this *International Seminar on Improving Food Security: The Challenges for Enhancing Resilience to Climate Change*.

SEARCA's support to this event and many similar others is a testament of our commitment to promote food and nutrition security via the route of Inclusive and Sustainable Agricultural and Rural Development (ISARD). Food and nutrition security continues to be a major problem in the region and in the rest of the world in varying degrees and complexities. This is further exacerbated by the impacts of climate change on agriculture which not only serves as the backbone of the economy but is also key to feeding a growing population that continues to struggle with poverty and hunger.

Addressing multi-faceted concerns such as food security and climate change requires collaborative efforts among various stakeholders across the region. That is why SEARCA has developed umbrella programs on food and nutrition security, and climate change adaptation and mitigation which identifies areas for cooperation in research, capacity building, and knowledge management in these two related concerns.

In all these, we are glad to have the cooperation of SEARCA's graduate alumni spread across the region. They have organized themselves into the Regional SEARCA Fellows Association, with at least 8 country chapters including ISFA. The country associations have conducted various knowledge sharing activities such as this International Seminar and plans are also underway for collaborative research projects in the regional alumni organization. By working in synergy, we have seen how the modest contributions of our graduate alumni can make a big difference to agricultural and rural development in the region – truly making them SEARCA's ambassadors in Southeast Asia and beyond.

I congratulate ISFA headed by Dr. Sugeng Prayitno Harianto for organizing this International Seminar which serves as a platform for knowledge sharing on various researches and development activities that contribute to food and nutrition security amidst the detrimental effects of climate change.

Finally, I also thank all our keynote speakers and delegates for their participation in this event and hope to see all of you again in future knowledge sharing events important to the development of the region.

A handwritten signature in black ink, appearing to read 'Gil C. Saguiguit, Jr.' with a stylized flourish at the end.

**Gil C. Saguiguit, Jr.**  
Director

## ***KEYNOTES SPEECH***

**Dr. Siti Nurbaya Bakar**

(Minister of Environment and Forestry, Republic Indonesia)

## ***KEYNOTES SPEAKERS***

**Dr. Ageng S. Herianto**, FAO Representative

**Prof. Dr. Wickneswari Ratnam FASc**, Universiti Kebangsaan  
Malaysia

**Prof. Dr. Neti Yuliana**, the University of Lampung

**Prof. Dr. Meine van Noordwijk**, Chief Scientist of World  
Agroforestry Research Center (ICRAF)

**Dr. Perci E. Sajise** (Former Director of SEAMEO-SEARCA)

**Dr. Irdika Mansur**, Director of SEAMEO-BIOTROP

**Prof. Dr. Buhri Arifin**, Prince of Songkla University - Thailand

## LIST OF CONTENTS

No	Title and Author	Page
1	<b>EFFECT OF COMBINATIONS OF UREA, ZA, AND TSP ON THE GROWTH RATE AND EXTRACELLULAR POLYSACCHARIDE CONTENT OF <i>Porphyridium sp.</i></b> Lutfi Kurniati Barokah, Sri Murwani, and Rochmah Agustrina	1 - 8
2	<b>LIQUID BIO-AMELIORANT AND REDUCTION OF INORGANIC FERTILIZER TO IMPROVE SOIL QUALITY AND MAIZE YIELD</b> Burhanuddin Rasyid, Masyhur Syafiuddin, and Muh. Ansar.	9 – 18
3	<b>SOIL RESOURCE INFORMATION SYSTEM OF CAGAYAN VALLEY A GUIDE FOR A SUSTAINABLE AGRICULTURAL PRODUCTION SYSTEM</b> Artemio A. Martin Jr	19 – 32
4	<b>VARIABILITY AND AGRONOMIC CHARACTERS OF ELITE LINES OF SOYBEAN (<i>Glycine max [L.]Merril</i>) from a Cross of ‘Wilis’ x B3570</b> Nyimas Sa’diyah, Maimun Barmawi, Yepi Yusnia, Susan Desi Liana Sari	33 – 40
5	<b>COMPARISON OF DIFFERENT MODELS IN ESTIMATING STANDARD EVAPOTRANSPIRATION IN LAMPUNG PROVINCE, INDONESIA</b> Purba Sanjaya, Tumiar K Manik, and Bustomi Rosadi	41 – 55
6	<b>ENHANCED RESISTANCE OF TOMATO PLANTS TO <i>Fusarium sp.</i> BY TREATING SEEDS WITH A 0.2 mT MAGNETIC FIELD</b> Rochmah Agustrina, Endang Nurcahyani, Eko Pramono, Ika Listiani, Eko Nastiti	56 - 67
7	<b>MACROALGAE (<i>Sargassum sp.</i>, <i>Gracillaria sp.</i>) AND TAURINE ON DECREASE THE TOTAL CHOLESTEROL LEVEL OF HYPERCHOLESTEROLEMIA MALE MICE (<i>Mus musculus L.</i>)</b> Icsni Poppy Resta, Sabrina Prihantika, Endang Linirin Widiastuti, Sri Murwani	68 - 76
8	<b>THE EFFECT OF METAL IONS Fe AND Zn EXPOSED TO MAGNETIC FIELD 0.2 mT ON THE PRODUCTION OF PROTEASE IN <i>Bacillus sp.</i></b> Indah Selfiana, Sumardi, and Rochmah Agustrina	77 - 83
9	<b>GENETIC VARIABILITY AND HERITABILITY OF VEGETATIVE AND GENERATIVE TRAITS OF DIFFERENT SORGHUM GENOTYPES</b> Kukuh Setiawan, Muhammad Kamal, Muhammad Syamsuel Hadi	84 - 91
10	<b>RESILIENCE IN THE FACE OF CHANGING CLIMATE: THE CASE OF INDIGENOUS BAGOBO COMMUNITIES, DAVAO, MINDANAO, PHILIPPINES</b> Lucille Elna Parreño-De Guzman, Oscar B. Zamora, Gloria Luz M. Nelson, Rosario V. Tatlonghari, Maria Victoria O. Espaldon, Joan Pauline P. Talubo	92 - 106



- 11 **MOSAIC DISEASE AND CHILLI PRODUCTION ON DIFFERENT ALTITUDES IN SOUTH SUMATRA, INDONESIA** 107 - 116  
Nurhayati Damiri, Mulawarman, Harman Hamidson and Supli E. Rahim
- 12 **FARMERS' LEVEL OF AWARENESS ABOUT POLICIES AFFECTING THE HIGHLANDS IN NORTHERN THAILAND** 117 - 129  
Alisa Sahahirun, Rowena Dt. Bacongus
- 13 **CULTIVAR DEVELOPMENT OF CASSAVA AT THE UNIVERSITY OF LAMPUNG INDONESIA** 130 - 142  
Setyo Dwi Utomo, Erwin Yuliadi, Sunyoto, Akari Edy, Yafizham, Daniel Simatupang, Ratna Suminar, and Apri Hutapea
- 14 **EVALUATION OF VEGETATIVE AND REPRODUCTIVE CHARACTERS OF F2 GENERATION OF YARD LONG BEANS (*Vigna sinensis* L.) FROM A CROSS BETWEEN A GREEN-SWEET POD AND RED POD PARENTS** 143 - 148  
Rahmadyah Hamiranti, Puji Ayu Riani, Ardian, Nyimas Sa'diyah, Erwin Yuliadi and Setyo Dwi Utomo
- 15 **FLOWER INDUCTION OF CASSAVA (*Manihot esculenta* Crantz) THROUGH THE APPLICATION OF PACLOBUTRAZOL AND KNO<sub>3</sub>** 149 - 158  
Erwin Yuliadi and Ardian
- 16 **AGRONOMIC CHARACTERISTICS OF SOME SORGHUM [*Sorghum bicolor* (L.) MOENCH] GENOTYPES UNDER INTERCROPPING WITH CASSAVA** 159 - 171  
Muhammad Syamsoel Hadi, Muhammad Kamal, F. X. Susilo, And Erwin Yuliadi
- 17 **ISOLATION AND CHARACTERIZATION OF INDIGENOUS RHIZOSFER BACTERIA PRODUCING GIBBERELLIN ACID AND INDOLE ACETIC ACID FROM LOCAL SOYBEANS IN SOUTH SULAWESI** 173 - 179  
Asmiaty Sahur, Ambo Ala, Baharuddin Patanjengi, Elkawakib Syam'un
- 18 **ESTIMATION OF METHANE (CH<sub>4</sub>) EMISSION BASED ON PADDY HARVEST AREA IN LAMPUNG PROVINCE, INDONESIA** 180 - 192  
Onnychrisna P. Pradana, Tumiar K. Manik, Warsono
- 19 **FARM PERFORMANCE AND PROBLEM AREA OF COCOA PLANTATION IN LAMPUNG PROVINCE, INDONESIA** 193 - 205  
Rusdi Evizal, Sumaryo, Nyimas Sa'diyah, Joko Prasetyo, Fembriarti Erry Prasmatiwi, Indah Nurmayasari
- 20 **NATURAL RESOURCES AND ENVIRONMENTAL MANAGEMENT BY PARTICIPATORY MODEL IN SUPPORTING FOOD SECURITY AND FAMILY INCOME AT DRY LAND FARMING SYSTEM IN SEMAU ISLAND** 206 - 218  
P. Soetedjo

- 21 **THE VARIABILITY OF DUKU ACCESSIONS BASED ON THE CHARACTERS OF MORPHOLOGY, PHYSIOLOGY AND ANATOMY IN MUSI RAWAS REGENCY** 219 -229  
Susilawati, Dwi Putro Priadi, Diah Nurul Utami
- 22 **SUITABILITY OF LAND AREA FUNCTION TO THE EXISTING LAND USE OF BLONGKENG SUB WATERSHED, JAVA, INDONESIA** 230 - 235  
Ambar Kusumandari
- 23 **TOTAL PHENOLIC, ANTIOXIDANT ACTIVITY AND PHYSICO-CHEMICAL PROPERTIES OF WAXY PIGMENTED AND NON-PIGMENTED RICE** 236 - 244  
Chay C., W.A. Hurtada E.I. Dizon, F.B. Elegado, C. Norng and L.C. Raymundo
- 24 **THE POTENTIAL USE OF ULTRAVIOLET-VISIBLE SPECTROSCOPY AND SOFT INDEPENDENT MODELLING OF CLASS ANALOGIES (SIMCA) FOR CLASSIFICATION OF INDONESIAN PALM CIVET COFFEE (KOPI LUWAK)** 245 - 253  
Diding Suhandy, Meinilwita Yulia, Sri Waluyo, Cicih Sugianti, Riri Iriani, Fipit Novi Handayani, Novi Apratiwi
- 25 **DETECTION AND QUANTIFICATION OF ADULTERATION IN LUWAK COFFEE THROUGH ULTRAVIOLET-VISIBLE SPECTROSCOPY COMBINED WITH CHEMOMETRICS METHOD** 254 - 261  
Meinilwita Yulia, Diding Suhandy, Sri Waluyo, Cicih Sugianti
- 26 **BIODIVERSITY OF BIRD SPECIES (CASE STUDY: IN KPHP GEDONG WANI DESA KARANG REJO KECAMATAN JATI AGUNG LAMPUNG SELATAN)** 262 - 272  
Bainah Sari Dewi, Sugeng P. Harianto, A.Basyir Firdaus, M.Saipurozi, Badia Roy Nababan, Dian Novayanti, Lina Nur Aminah, Anggun Gayanti Pratiwi, Fredy Rahmandani
- 27 **FATTENING OF BEEF CATTLE WITH NO GRASS: “EFFECT OF DIETARY ENERGY TO PROTEIN RATIO ON BEEF CATTLE FATTENING”** 273 - 277  
Sunarso, Agus Setiadi, Marry Christiyanto, and Limbang Kustiawan Nuswantoro
- 28 **EFFECTS OF THIDIAZURON AND BENZYLADENINE ON FORMATION OF SHOOTS AND EMBRYOGENIC NODULES IN BANANA (*Musa spp.*) TISSUE CULTURE** 278 - 287  
Dwi Hapsoro, Mayasari, Hayane Adeline Warganegara and Yusnita

**THE POTENTIAL USE OF ULTRAVIOLET-VISIBLE SPECTROSCOPY  
AND SOFT INDEPENDENT MODELLING OF CLASS ANALOGIES  
(SIMCA) FOR CLASSIFICATION OF INDONESIAN PALM CIVET  
COFFEE (KOPI LUWAK)**

DIDING SUHANDY<sup>1\*</sup>, MEINILWITA YULIA<sup>2</sup>, SRI WALUYO<sup>1</sup>, CICIH SUGIANTI<sup>1</sup>,  
RIRI IRIANI<sup>1</sup>, FIPIT NOVI HANDAYANI<sup>1</sup>, NOVI APRATIWI<sup>1</sup>

<sup>1</sup>) Department of Agricultural Engineering, The University of Lampung, Jl. Soemantri  
Brojonegoro No. 1 Gedong Meneng Bandar Lampung, Lampung, Indonesia 35145

<sup>2</sup>) Department of Agricultural Technology, Lampung State Polytechnic, Jl. Soekarno Hatta  
No. 10, Rajabasa Bandar Lampung, Lampung, Indonesia

\*corresponding author: [diding.sughandy@fp.unila.ac.id](mailto:diding.sughandy@fp.unila.ac.id)

**ABSTRACT**

In this study, the potential use of ultraviolet-visible (UV-Vis) spectroscopy and soft independent modelling of class analogies (SIMCA) for classification of Indonesian palm civet coffee (kopi luwak) was investigated. A number of 20 samples were used. The samples consisted of 10 samples of pure civet coffee without any adulteration (non-adulteration) and another 10 samples of mixture civet coffee adulterated with Arabica coffee (adulteration). All samples were extracted using distilled water and filtered. The spectral acquisition was performed with 10 mm of cuvette cell using a UV-Vis spectrometer (Genesys™ 10S UV-Vis, Thermo Scientific, USA) in the range of 200-450 nm. The result showed that using principal component analysis (PCA) of moving average smoothing spectra, a clear separation of non-adulteration and adulteration samples could be obtained. The SIMCA classification method showed that it is possible to classify and separate the samples into two different classes (non-adulteration and adulteration samples) with accuracy, sensitivity and specificity was more than 90%. This result will open a development of a quick and reliable method based on UV-Vis spectra for civet coffee authentication in near future.

**Keywords:** UV-Vis spectroscopy, chemometrics, SIMCA, PCA, classification<sup>1</sup>.

**INTRODUCTION**

Coffee is one of the most important food commodities worldwide. Among all commodity traded in the world, coffee is number two after crude oil (Esquivel and Jiménez, 2012). There are two important species of coffee which has economic significance in the global coffee trade, species Arabica (*Coffea arabica*) and Robusta (*Coffea canephora*). Another important type of coffee is Luwak coffee or Asian palm civet coffee or Kopi Luwak

(Indonesian words for coffee and palm civet) which is well known as the world's priciest and rarest coffee (Marcone, 2004). Luwak coffee is any coffee bean (Arabica or Robusta) which has been eaten and passed through the digestive tract of Asian palm civet (*Paradoxurus hermaphroditus*), which uses its keen senses to select only the best and ripest berries. As a result, its rarity as well as the coffee's exotic and unique production process ultimately accounts for its high selling price, approximately a hundred times higher than regular coffee (International Coffee Organization, <http://www.ico.org/prices/pr-prices.pdf>).

As one of the most profitable trading products, Luwak coffee has been a target for fraud trading by mixing Luwak coffee with other cheaper coffee. In order to protect the authenticity of Luwak coffee and protect consumer from Luwak coffee adulteration, it is very important to develop a robust and easy method for adulteration detection and quantification in Luwak coffee. Recently, food authentication is a major challenge that has become increasingly important due to the drive to guarantee the actual origin of a product and for determining whether it has been adulterated with contaminants or filled out with cheaper ingredients (Ashurst and Dennis, 1996; Singhal *et al.*, 1997).

At present, there is no internationally accepted method of verifying whether a bean is civet coffee or Luwak coffee. Traditionally, coffee aroma has been used to characterize coffee quality. Sensory panel evaluation is commonly used to assess the aroma profile of coffee. However, this technique has some limitations. For example, it is quite difficult to train the panel effectively in order to limit subjectivity of human response to odors and the variability between individuals (Shilbayeh and Iskandarani, 2004). Indonesia as one of important player in civet coffees production is now just starting to develop an advanced technology for coffee processing. It is including a search for a novel inspection system for civet coffees characterization. This technology is very important for coffee industry to protect high expensive civet coffees from any adulteration. In the previous study, Souto *et al.* (2010) reported the use of UV-Visible spectroscopy as an analytical method for the identification of adulterations in ground roasted coffees (due to the presence of husks and sticks). This analytical method is one of the most common and inexpensive techniques used in routine analysis and it will be compatible with situation in Indonesia for further technology development. Therefore, in this research, we attempt to use UV-Visible spectra combined with chemometrics methods (SIMCA/soft independent modelling of class analogy) to

establish a rapid and simple method for discrimination of Luwak coffee and its adulteration.

## **2. MATERIALS AND METHODS**

### **2.1. Sample preparation**

A number of 1 kg ground roasted Luwak Robusta coffee (Indonesian palm civet coffee) samples were collected directly from coffee farmers at Liwa, Lampung, Indonesia (Hasti coffee Lampung). Another 1 kg ground roasted Arabica coffee samples were also provided for making Luwak coffee adulteration. All coffee samples were grinded using home-coffee-grinder (Sayota). Since that particle sizes in coffee powder has significant influence to spectral analysis, it is important to use same particle size in coffee powder samples (Suhandy *et al.*, 2016). In this research we use particle size of 420  $\mu\text{m}$  by sieving through a nest of U. S. standard sieves (Mesh number of 40) on a Meinzer II sieve shaker (CSC Scientific Company, Inc. USA) for 10 minutes. The experiments were performed at room temperature (around 27-29°C). In this research we prepared 20 samples of coffee samples which consist of two classes, class A and B. Class A has 10 samples of Luwak coffee without adulteration. Class B has 10 samples of Luwak coffee with adulteration (adulterated with Arabica coffee in the range of adulteration 10-50%).

An aqueous extraction procedure of the coffee samples was performed as described by Souto *et al.* (2015). First, 1.0 g of each sample was weighed and placed in a glass beaker. Then, adding 10 mL of distilled water at 90-98°C then mixed with magnetic stirring (Cimarec™ Stirrers, model S130810-33, Barnstead International, USA) at 350 rpm for 5 min. Then the samples were filtered using a 25 mm pore-sized quantitative filter paper coupled with an Erlenmeyer. After cooling process to room temperature (for 20 min), all extracts were then diluted in the proportion of 1:20 (mL: mL) with distilled water. UV-Vis-NIR spectra from the aqueous extracts were acquired using a UV-Vis spectrometer (Genesys™ 10S UV-Vis, Thermo Scientific, USA).

### **2.2. Instrumentation and spectra data acquisition**

UV-Vis-NIR spectra in the range of 200-450 nm were acquired by using a UV-Vis spectrometer (Genesys™ 10S UV-Vis, Thermo Scientific, USA) equipped with a quartz cell with optical path of 10 mm, and spectral resolution of 1 nm at 27-29°C. Before the



measurement step, blank (the same distilled water used in extraction process) was placed inside of the sample cell to adjust the 100% transmittance signal.

### 2.3. Data analysis

All recorded spectra data were transferred to computer via USB flash disk and then convert the spectra data from .csv extension into an excel data (.xls). All spectrum then smoothed using moving average algorithm with number of averaging is 3 segments. For classification, a SIMCA model was developed using PCA (principal component analysis) for each class. The calculation of smoothing spectra and developing SIMCA model were done using a multivariate analysis program The Unscrambler® version 9.8 (CAMO AS, Norway). The performance of classification result was evaluated using three parameters: accuracy, sensitivity and specificity (Lavine, 2009).

## 3. RESULTS AND DISCUSSION

Fig. 1 shows the result of spectral acquisition of 20 samples of Luwak coffee with and without adulteration in the range of 200-450 nm. It is clear that all spectral data (20 samples) are almost identical. It is very difficult to see any differences between samples Luwak coffee with and without adulteration. Here, we identify several peaks at 220 nm, 255 nm, 280 nm, 310 nm and 325 nm. The peak at 220 nm and 280 nm however is little bit noisy. The peak at 280 nm is close to absorbance of caffeine which is also reported by several previous investigators (Belay *et al.*, 2008; Clarke and Macrae, 1985).

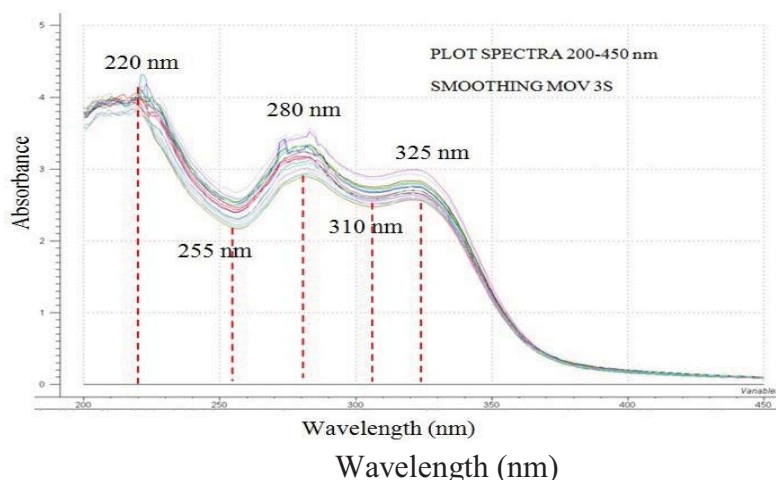


Figure 1. The spectral data of 20 coffee samples acquired using UV-Visible spectrometer in the range of 200-450 nm

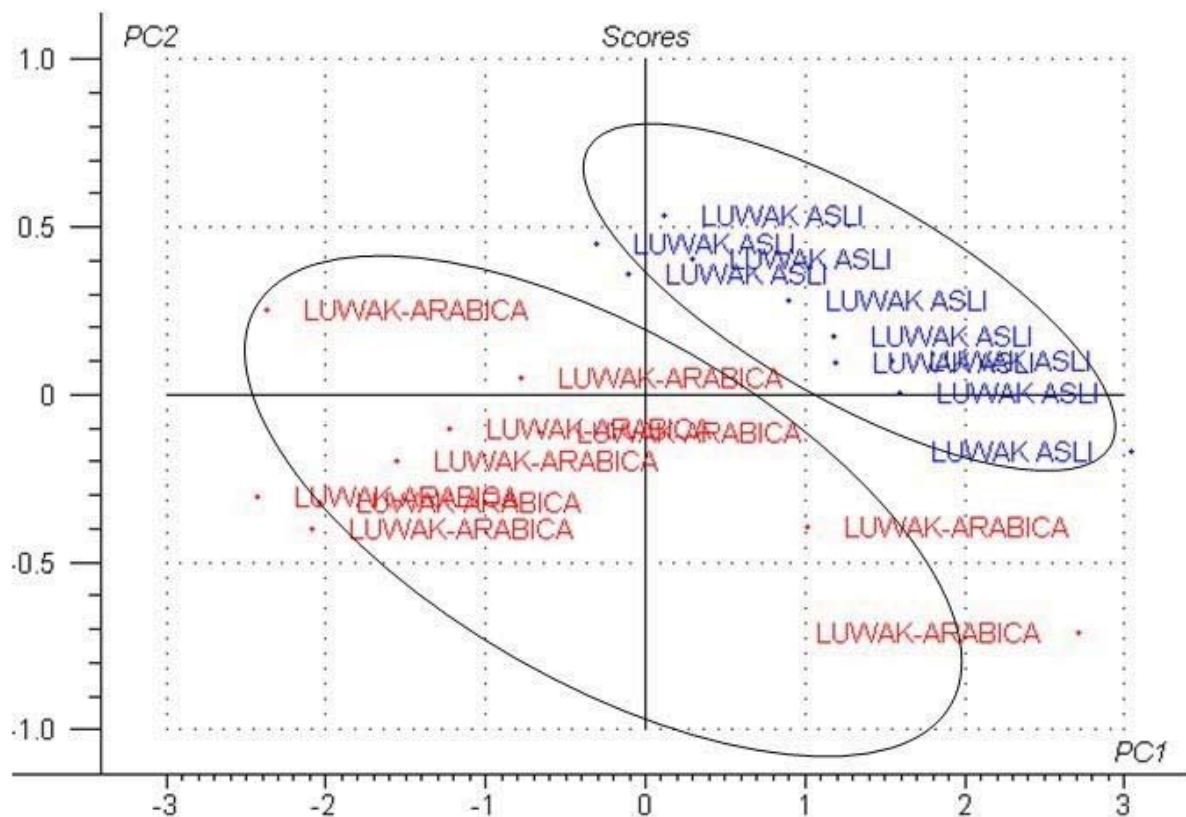


Figure 2. The scores of PC1 and PC2 of PCA using 20 samples.

Fig. 2 shows the result of global principal component analysis (PCA) of 20 samples (all samples). The figure shows the scores of PC1 and PC2 (in total explain 96% of sample variance). It can be seen that using PC1 and PC2, the samples can be divided roughly into two groups or two classes (luwak coffee without adulteration and luwak coffee with adulteration). This figure suggests us that the 20 samples can be separated into two different classes.

For this reason, in SIMCA analysis we perform PCA for two different classes, class A (luwak coffee without adulteration) and class B (luwak coffee with adulteration) with 10 samples for each class, respectively. Fig. 3 and 4 show the result of PCA for each class. In class A the total sample explained variance for PC1 and PC2 is 96% and in class B is 99%, respectively. It can be said both developed SIMCA model for class A and B are capable to explain and handle most variation contained in original coffee samples.

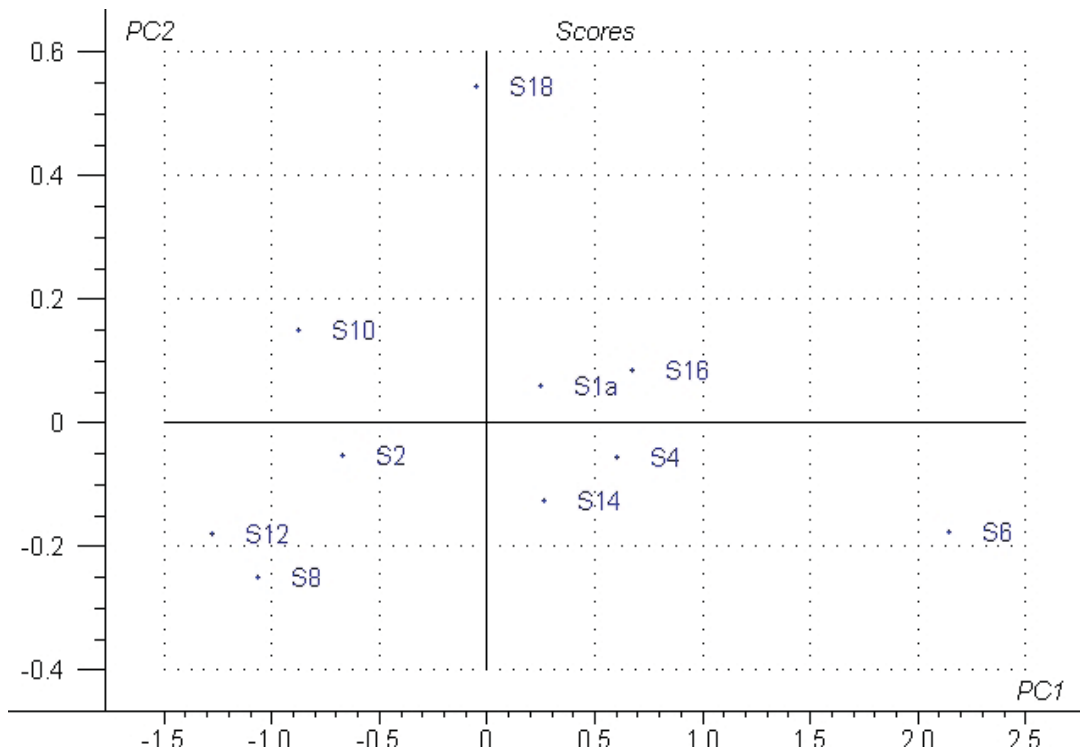


Figure 3. The result of PCA for samples in class A (luwak coffee without adulteration).

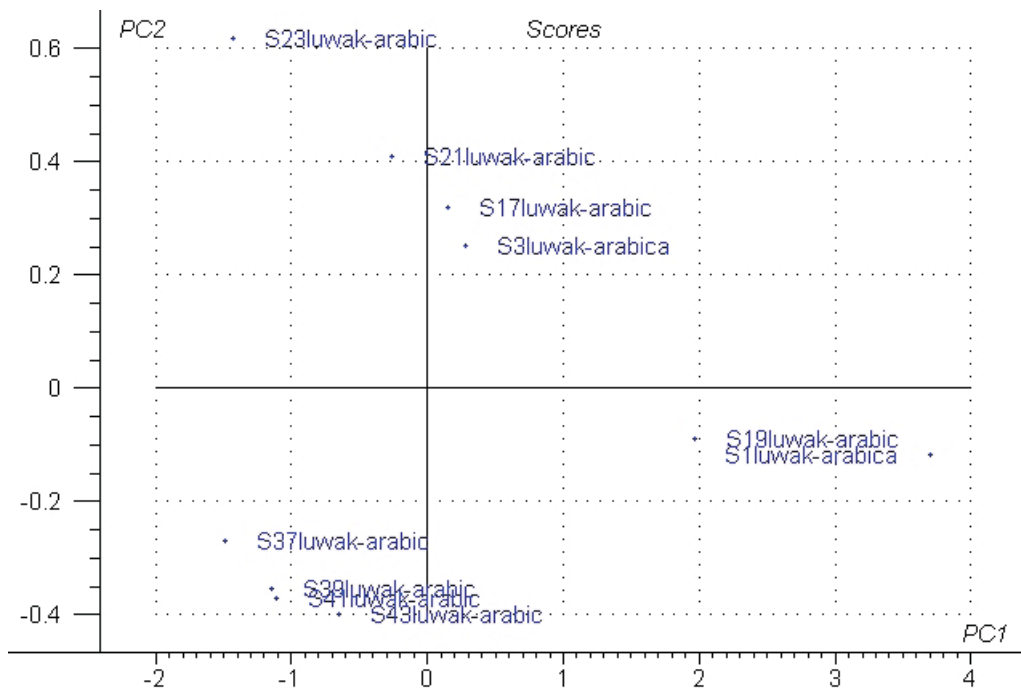


Figure 4. The result of PCA for samples in class B (luwak coffee with adulteration).

Sample	simcaasli10samples	simcaCAMPURAN10samples
S1a	*	
S2	*	
S4	*	
S6	*	
S8	*	
S10	*	
S12	*	
S14	*	
S16	*	*
S18	*	
S1luwak-arabica		*
S3luwak-arabica		*
S17luwak-arabic		*
S19luwak-arabic		*
S21luwak-arabic		*
S23luwak-arabic		*
S37luwak-arabic		*
S39luwak-arabic		*
S41luwak-arabic		*
S43luwak-arabic		*

Figure 5. The result of classification using model SIMCA class A and B for 20 samples.

Fig. 5 shows the result of classification using developed SIMCA model for both class A and B at 10% significance level. It can be seen that sample number S16 is actually belong to class A (Luwak coffee without adulteration). However, the model classifies the sample S16 is belong to both class A and B. For other samples, the classification result is very satisfied where all samples successfully classify into proper class. For example, all samples from S1luwak-arabica until S43luwak-arabica are actually belong to class B (luwak coffee with adulteration) and the developed SIMCA model successfully classify all those samples into class B.

In order to calculate the performance of classification, a confusion matrix was created, with the accuracy, sensitivity and specificity of the coffee samples classifications using developed SIMCA models. It can be seen that SIMCA results were satisfactory (superior to 90%) for the accuracy, sensitivity and specificity rates.

Table 1. Confusion matrix with accuracy, sensitivity and specificity of the classification of coffee samples by SIMCA.

	Class A (assigned by model A)	Class B (assigned by model B)
Class A (actual)*	9	1
Class B (actual)	0	10
Accuracy (%)	95%	
Sensitivity (%)	91%	
Specificity (%)	100%	

This research demonstrates a potential use of UV-Visible spectroscopy along with chemometrics method to identify adulteration in Luwak coffees. The classification result was satisfactory with accuracy rate, sensitivity and specificity were 95%, 91% and 100%, respectively. This promising result has opened a possible application of using UV-Visible spectroscopy and chemometrics method to establish a rapid and acceptable method for classification of Indonesian Luwak coffee. This method may be applied to protect our Indonesian Luwak coffee from any adulteration using other cheaper coffees.

## ACKNOWLEDGEMENTS

We express our deepest appreciation to Hasti coffee Lampung, for providing coffee samples. We also gratefully acknowledge support of the Indonesian Ministry of Research, Technology and Higher Education (KEMENRISTEKDIKTI) via Penelitian Strategis Nasional (STRANAS) 2016 (Nomor: 419/UN26/8/LPPM/2016) and The University of Lampung, Indonesia. We thank to the Department of Agricultural Engineering, The University of Lampung for their permission to use their facilities for spectral data acquisition.

## REFERENCES

- Ashurst, P.R., and Dennis, M.J. (Eds.),. 1996. *Food Authentication*, Blackie Academic & Professional, London, UK.
- Belay, A., Ture, K., Redi, M., and Asfaw, A. 2008. Measurement of caffeine in coffee beans with UV/vis spectrometer. *Food Chemistry*, **108**: 310–315.
- Clarke, R. J., and Macrae, R. 1985. *Coffee chemistry* (Vol. 1). Amsterdam: Elsevier Applied Science, pp. 124–125.
- Esquivel, P., and Jiménez, V. M. 2012. Functional properties of coffee and coffee by-products. *Food Research International*, **46**: 488–495.
- Lavine, B. K. 2009. Validation of classifiers. In B. Walczak, R. Tauler, and S. Brown (Eds.), *Comprehensive chemometrics* (Vol. 3, pp. 587–599). Oxford: Elsevier.



- Marcone, M. F. 2004. Composition and properties of Indonesian palm civet coffee (Kopi Luwak) and Ethiopian civet coffee, *Food Res. Int.*, **37**: 901–912
- Nebesny, E. and Budryn, G. 2006. Evaluation of sensory attributes of coffee brews from robusta coffee roasted under different conditions, *Eur. Food Res. Technol.*, **224**: 159–165.
- Shilbayeh, N.F. and Iskandarani, M.Z. 2004. Quality control of coffee using an electronic nose system. *American Journal of Applied Sciences*, **1**(2): 129–135.
- Singhal, R.S., Kulkarni, P.R., and Rege, D.V. 1997. *Handbook of Indices of Food Quality and Authenticity*, Woodhead Publishing Ltd., Cambridge, UK.
- Souto, U.T.C.P., Pontes, M.J.C., Silva, E.C., Galvão, R.K.H., Araújo, M.C.U., Sanches, F.A.C., Cunha, F.A.S., and Oliveira, M.S.R. 2010. UV–Vis spectrometric classification of coffees by SPA–LDA. *Food Chemistry*, **119**: 368–371.
- Suhandy, D., Waluyo, S., Sugianti, C., Yulia, M., Iriani, R., Handayani, F.N., and Apratiwi, N. 2016. The Use of UV-Vis-NIR Spectroscopy and Chemometrics for Identification of Adulteration in Ground Roasted Arabica Coffees -Investigation on the Influence of Particle Size on Spectral Analysis-. *Proceeding of Seminar Nasional Tempe. Bandar Lampung, 28 Mei 2016.*