

# Biogas production from anaerobic codigestion of cowdung and elephant grass (*Pennisetum Purpureum*) using batch digester

*By* Agus Haryanto; Udin Hasanudin; Chandra Afrian; Iskandar Zulkarnaen

PAPER • OPEN ACCESS

## Biogas production from anaerobic codigestion of cowdung and elephant grass (*Pennisetum Purpureum*) using batch digester

To cite this article: Agus Haryanto *et al* 2018 *IOP Conf. Ser.: Earth Environ. Sci.* **141** 012011

[47](#)  
View the [article online](#) for updates and enhancements.

### Related content

- [15](#) Preliminary experimental results of  
[15](#) Sludge (SS) Co-digestion with  
Palm Oil Mill Effluent (POME) for  
Enhanced Biogas Production in  
Laboratory Scale Anaerobic Digester  
R Sivasankari, P Kumaran, Saifuddin  
Narmanbhay *et al.*
- [48](#) Design of a PC-based real-time  
system for monitoring Methane and  
Oxygen concentration in biogas production  
M Yantidewi, M S Muntini, U A Deta *et al.*
- [26](#) Influences of Stirring and Cow Manure  
Added on Biogas Production From  
Vegetable Waste Using Anaerobic  
Digester  
N O Abdullah and E S Pandebesie

## Biogas production from anaerobic codigestion of cowdung and elephant grass (*Pennisetum Purpureum*) using batch digester

Agus Haryanto<sup>1,\*</sup>, Udin Hasanudin<sup>2</sup>, Chandra Afrian<sup>1</sup>, Iskandar Zulkarnaen<sup>1</sup>

<sup>1</sup> Agricultural Engineering Department, Faculty of Agriculture, The University of Lampung. Soemantri Brojonegoro Road #1, Bandar Lampung, Indonesia.

<sup>2</sup> Agricultural Product Technology Department, Faculty of Agriculture, The University of Lampung. Soemantri Brojonegoro Road #1, Bandar Lampung, Indonesia.

\* E-mail: agus.haryanto@fp.unila.ac.id

**Abstract.** This study aimed at determining biogas production from codigestion of Elephant grass and cowdung using batch digester. Fresh grass was manually chopped with a maximum length of 3 cm. Chopped grass (25 kg) was perfectly mixed with fresh cowdung (25 kg). The mixture was introduced into a 220-liter batch drum digester. The substrate was diluted with water at different rates (P1 = 50 L, P2 = 75 L, and P3 = 100 L) and was stirred thoroughly. Six digesters were prepared as duplicate for each treatment. Two other digesters containing only 25 kg cowdung diluted with 25 L water were also provided as control treatment (P0). The digesters were air tightly sealed for 70 days. Observation was conducted on daily temperature, substrate pH (initial and final), TS and VS content, biogas yield and biogas composition. Results showed that final pH of grass containing substrate was in the acidic range, namely 4.50, 4.62, 6.82, whereas that of control (P0) was normal with pH of 7.30. Digester with substrate composition 25:25:100 (cowdung:grass:water) produced the highest biogas total (524.3 L). Biogas yield of codigestion, however, was much lower as compared to that of control, namely 7.35, 16.75, and 111.72 L/kg VS, respectively for treatment P1, P2, P3. with dilution rate of 50, 75, and 100 L. Biogas produced from control digester had methane content of 53.88%. In contrast, biogas resulted from all treatments contained low methane (the highest was 31.37%). Methane yield of 39.3 L/kg TS removal was achieved from digester with dilution 100 L (P3). Mechanical pretreatment is suggested to break Elephant grass down into smaller particles prior to introducing it into the digestion process.

### 1. Introduction

Biogas is mixture of flammable gas produced through anaerobic digestion process of organic materials. During this process, complex organic matter such as protein, fats, and carbohydrate polymers (cellulose and starch) are first hydrolysed into monomer like amino acids, long-chain fatty acids, and sugars. These monomers are then fermented to form volatile fatty acids (lactic, propionic, and butyric acids) during acidogenesis (second step). In the third step (acetogenesis), bacteria consume these volatile fatty acids and generate acetic acid, carbon dioxide (CO<sub>2</sub>), and hydrogen (H<sub>2</sub>). Finally, methanogenic organisms consume the acetate, H<sub>2</sub>, and some of the CO<sub>2</sub> to produce methane (CH<sub>4</sub>) [1].



46

The biogas is mainly composed of CH<sub>4</sub> (45-70%) and CO<sub>2</sub> (30-45%) and traces of H<sub>2</sub>, water vapour (H<sub>2</sub>O), ammonia (NH<sub>3</sub>), and hydrogen sulphide (H<sub>2</sub>S) [1, 2]. Biogas can be used to fuel several applications, from cooking stove to generating electricity. Biogas technology is now an ecologically sound option to reduce environmental burden by decomposing organic material and producing not only energy but also good quality organic fertilizer [3, 4].

Grasses are efficient at cellulosic biomass production. Grasses give more benefit because of sequestering more carbon, requiring less tillage and consuming less fertilizers and pesticides [5], consuming less water and can be cultivated on non-arable soil [6]. In recent years, perennial grasses have been identified as leading candidates for bioenergy production including switchgrass (*Panicum virgatum* L.) in North America [7], giant miscanthus (*Miscanthus giganteus*) in Europe [8], and Elephant grass or Napier grass (*Pennisetum purpureum* Schumacher) in Thailand [9–11].

Elephant grass, originating from Africa, has been successfully cultivated in Indonesia for cattle feed purposes. The plant has a high posture, wide (3 cm) and length (30-90 cm) leaves, and it is one of the highest-yielding tropical forage grasses [12]. Munasik *et al.* [13] reported that this grass can achieve a height of 259.6–289.2 cm and yield of 70–100 ton fresh biomass or 1.11–1.57 ton dry matter per hectare at 60 days old after planting. Biomass yield is influenced by age, the older the higher [11]. Field observation at PT. Great Giant Livestock, Central Lampung showed that the grass is able to be ratooned 6–7 times before replanting [14]. In addition to high yield, Elephant grass grows fast and is highly adaptive, and is easy in propagation and management [11]. The grass is also tolerant in acidic soil [13], copper [15], and drought condition [12].

Studies on biogas production by co-digestion of animal wastes with grass have attracted special interest. The grass has such high in organic substrate that it is good potential as co-substrate for biogas production. [11] Jewell *et al.* [16] examined the production of biogas from energy crops including Elephant grass with TS of 25-30% and obtained maximal methane production levels. Ekpenyong *et al.* [17] reported biogas production from anaerobic fermentation of ground dry elephant grass stems about 450 ml for 5 days with 4 g of substrate. An increase in biogas production by 40% was obtained by the addition of 0.01 g Urea. Ahn *et al.* [18] examined the anaerobic fermentation performance of dry grasses of switchgrass mixed with different livestock manure (pigs, poultry and dairy cattle) at 15% TS and thermophilic temperature (55°C). Mixture with pig manure resulted in a decomposition of VS (volatile solids) of 52.9%, higher than poultry manure mixture (9.3%) and dung cow dung (25.2%). For 62 days of residence time, the mixture of grass with pig manure produced the highest methane (0.337 L/g VS) whereas the mixture with dairy cow manure and poultry droppings respectively yielded 0.028 and 0.002 L CH<sub>4</sub>/g VS.

Recently, Sinbuathong *et al.* [11] stated that cutting age affected methane yield with grass cut at 30 days after planting produced the highest, achieving 197 (L/kgTVS added). Total methane yield per hectare (6500 m<sup>3</sup>/ha), however, was achieved at cutting age of 60 days. Sawanon *et al.* also reported that amount of the composition of substrate also influenced the biogas yield with the highest rate of 169 L/kg TVS added was achieved at a composition of 10:10:20 (grass:cowdung:water) [10]. Olugbemide *et al.* [20] noted that co-digestion of maize leaves and Elephant grass at a ratio of 60%:40% produced 67.3% higher biogas as compared to digestion of maize leaves alone. Evaluation of large scale biogas production using anaerobic co-digestion of pig manure and elephant grass silage for car transportation has been conducted in Thailand with a conclusion that co-digestion of pig manure and grass silage is a promising approach for improving biogas production [9].

Utilization of Elephant grass for biogas substrate will actually compete with animal feed, especially for grass fed cattle and buffalo. With high productivity and digestibility, however, this grass can be dedicated solely for energy crop in remote areas. Tufvesson *et al.* (2013) concluded that if there is no demand for them as animal feed, all residues studied are well suited for biogas production. Otherwise, growing dedicated biogas crops directly will be more efficient [20].

The objective of our research is to determine the maximum biogas yield from anaerobic co-digestion of cowdung and fresh elephant grass by means of batch experiments.

44

## 2. Materials and Methods

### 2.1. Digester preparation

Digester was prepared using plastic drum with a volume of 220 L as presented in Figure 1. The lid was wrapped with rubber band as a seal to make the digester airtight. A hole on the lid of the drum was provided to deliver biogas into a storage balloon through a plastic tube. The tube was facilitated with a stop valve to close the piping for biogas volume measurement and biogas sampling. Another hole was also made on the drum to insert a thermometer through a rubber cock.



**Fig. 1** A 220-L drum digester prepared for the experiment

### 2.2. Substrate preparation

Fresh cowdung was taken from the Department of Animal Husbandry, the University of Lampung. Elephant grass was cut at around 2 months of age from a farmer field in Pesawaran District, Lampung. Before starting the anaerobic digestion experiments, samples of grass and cowdung were analysed for total solids (TS), volatile solids (VS), and carbon (C) and nitrogen (N) contents. Table 1 shows characteristic of separate substrate.

**Table 1.** Fresh substrate characteristic

| Characteristic                 | Cowdung | Elephant grass |
|--------------------------------|---------|----------------|
| Water content (% wet basis)    | 71,32   | 87,03          |
| Total solid (TS) (% wet basis) | 28,68   | 12,97          |
| Ash (% TS)                     | 25,04   | 14,41          |
| Volatile solid (VS) (% TS)     | 74,96   | 85,59          |
| C (%)                          | 39,87   | 55,51          |
| N (%)                          | 1,42    | 1,81           |
| C/N Ratio                      | 28,08   | 30,62          |

### 2.3. Treatments

The fresh grass was chopped into maximum length of 3 cm. Twenty five kg of chopped grass were mixed thoroughly with cowdung at a mass ratio of 1:1. The mixture was introduced into 220-L drum digester and then diluted with water at three different levels, namely 50, 75, and 100 L. The mixture



was manually stirred in order to homogenize the substrate. The lid of the drum was then closed with a rubber seal. Two drum digesters were provided for each treatment as duplicate. Two other digesters were also prepared for control treatment containing only cowdung and water with mass ratio of 1:1 and thoroughly mixed. Table 2 shows substrate composition of all treatments.

**Table 2.** Treatment and substrate composition

| Treatment    | Cowdung<br>(kg) | Elephant grass<br>(kg) | Water<br>(L) | TS<br>(%, wb) | TS<br>(Kg) | VS<br>(%, wb) | VS<br>(Kg) |
|--------------|-----------------|------------------------|--------------|---------------|------------|---------------|------------|
| P0 (Control) | 25              | 0                      | 25           | 14.34         | 7.17       | 10.75         | 5.38       |
| P1           | 25              | 25                     | 50           | 10.41         | 10.41      | 8.15          | 8.15       |
| P2           | 25              | 25                     | 75           | 8.33          | 10.41      | 6.52          | 8.15       |
| P3           | 25              | 25                     | 100          | 6.94          | 10.41      | 5.43          | 8.15       |

#### 3.4. Analysis and calculations

For determining the total solids (TS), samples with certain weight were placed in ceramic vessels and dried in a drying oven (Mettler, type UM 500, Germany) at 105 °C for 24 hours until constant weight. After cooling in the desiccators, the samples were weighed for TS measurement. The samples were then burnt in a furnace (Barnstead Thermolyne FB1300, USA) at 550 °C for 2 hours for volatile solids (VS) determination. The VS is determined by subtraction of the minerals content of the sample (residual ash after oxidation) from the total solids content. Total solid, VS, and removed VS<sub>r</sub> are calculated by using Eq. (1) to (3), respectively:

$$TS (\%, wb) = \frac{W_2}{W_1} \times 100 \quad (1)$$

$$VS (\% TS) = \frac{W_3 - \text{Ash}}{W_3} \times 100 \quad (2)$$

$$VS_r (\%) = \frac{VS_{in} - VS_{out}}{VS_{in}} \times 100 \quad (3)$$

Carbon and nitrogen contents of each substrate were measured using element analyzer (Elementar Vario EL Cube, Germany). Carbon to nitrogen ratio (C:N) of the mixture is calculated using Eq. (4):

$$C : N = \frac{(C_c \times m_c) + (C_g \times m_g)}{(N_c \times m_c) + (N_g \times m_g)} \quad (4)$$

where  $m$  is dry mass and subscripts  $c$  and  $g$  denote cowdung and Elephant grass, respectively.

In order to evaluate process condition, temperature and pH of the substrate during experiment were also checked. Daily temperature was monitored from a thermometer inserted in the digester. The pH values were determined using pH meter (PHMETER, PH\_009(I), China) for both fresh and spent substrates.

Biogas production was determined daily using simple water displacement method. Biogas composition was measured using gas chromatograph (Shimadzu 2014, Japan) with thermal conductivity detector (TCD) and 4-m length of shin-carbon column. Helium gas was used as carrier gas with flow rate 40 ml/min. Biogas yield (BY) was calculated from biogas productivity (BP) and VS<sub>r</sub> by using Eq. (5):

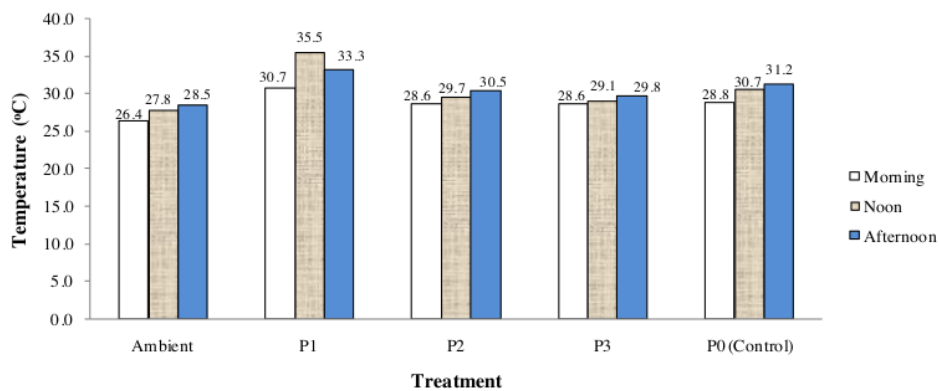
$$BP (\text{L/kg VS}_r) = \frac{BY}{VS_r} \quad (5)$$

### 3. Results and Discussions

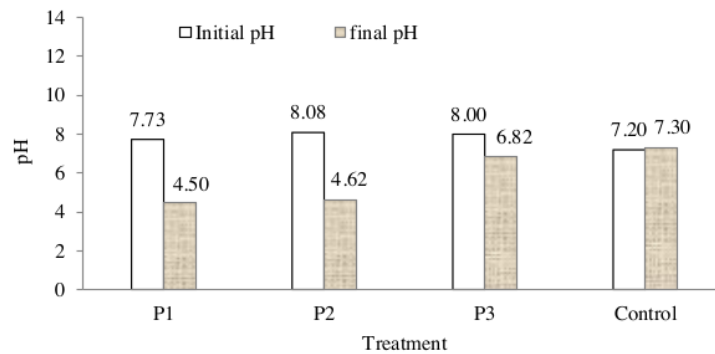
#### 3.1. Operation condition

Biogas is produced during biological process involving a group of bacteria working in an anaerobic condition. The interaction of several factors affects the performance of biogas process. Temperature

and pH are among the important factors. Figure 2 shows daily temperature of the digesters. All digesters operated in the mesophilic temperature region with a range of 30.7 – 35.5 °C for P1, 28.6 – 30.5 °C for P2, 28.6 – 29.8 °C for P3, and 28.8 – 31.2 °C for P0 (control). These digesters worked at temperature higher than ambient temperature (26.4 – 28.6 °C) mainly due to exposure to sun rays. Different shading conditions also caused temperature differences among the treatments. Even though all digesters placed under the same roof overhang of a building, there were different shading conditions due to the existence of surrounding trees and buildings. This is confirmed by digester temperature in each treatment, which differs from morning to noon to afternoon. Digester temperatures at noon and afternoon are higher than that at morning. Digesters for treatment P1 show the highest temperature than the other treatments. This is caused by digesters position that are more exposed to sun radiation than the others especially during day and afternoon.



**Fig. 2** Average working temperature of batch drum digesters



**Fig. 3** Acidity of fresh and final substrate for different treatments

Figure 3 presents pH values of fresh and final substrates used in this experiment. Control treatment using only dilute cowdung shows ideal condition for anaerobic digestion process with pH values of 7.20 to 7.30, respectively from the beginning to the end. Stafford [21] reported the effects of pH upon methane production from anaerobic digestion of dairy cattle manure maintained at pH levels of 5.0 to 7.6 and found that biogas and methane production was highest at pH of 7.0. In our experiment, digesters for codigestion of cowdung and Elephant grass have initially basic pH (closer to 8) that actually in the range for good anaerobic digestion process. Abbasi *et al.* [1] noted that anaerobic

degradation processes meet the requirement for both activities and cell growth of anaerobic microorganisms at pH of 5.5–8.5.

During the experiment lasted for 70 days, however, the pH decreases to acidic condition, especially for digesters with dilution rate of 50 L and 75 L. This indicates that dilution rate influences acidity of the substrate. More dilution resulted in better pH value in term of anaerobic process. At the end process, acidity value of digester P1 and P2 revealed acidic condition. Digester P3 showed final pH of 6.82 that closes to normal and meet the condition for anaerobic decomposition process. This asserted that dilution rate influences anaerobic decomposition process, the higher the better.

During anaerobic digestion process, substrate decomposition occurs. Table 3 presents characteristic of spent substrates for each treatment. Control digester has the highest decomposition of organic matter, achieving 50% (represented by  $VS_r$ ). This value closes to the performance of family size digesters having average organic material removal of 51.32% [22]. The addition of fresh chopped Elephant grass resulted in the decrease in decomposition rate. The table showed that organic material degradation of substrate containing grass was in the range of 27.40% to 37.13%. Increase in dilution rate has improved organic material decomposition.

43

**Table 3.** Total solid (TS) and volatile solid (VS) of spent substrates

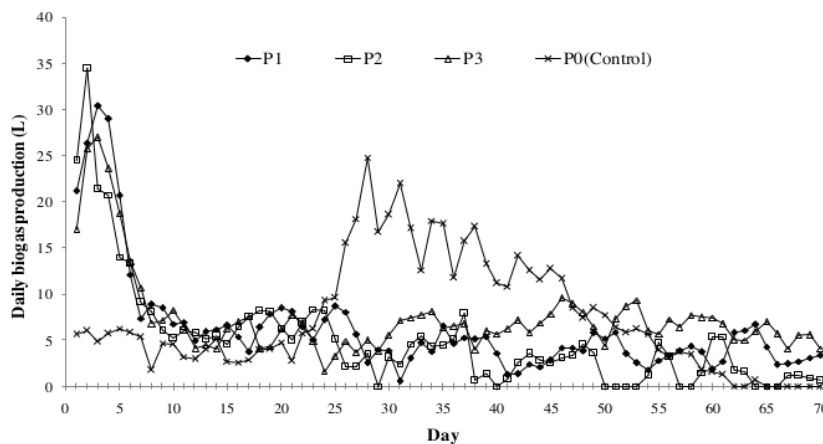
| Treatment    | TS<br>(%, wb) | TS<br>(Kg) | VS<br>(%, wb) | VS<br>(Kg) | $VS_r$<br>(%) |
|--------------|---------------|------------|---------------|------------|---------------|
| P0 (Control) | 13.51         | 6.76       | 5.31          | 2.66       | 49.91         |
| P1           | 9.78          | 9.78       | 7.10          | 7.10       | 27.40         |
| P2           | 7.50          | 9.38       | 5.27          | 6.59       | 29.74         |
| P3           | 6.14          | 9.21       | 3.86          | 5.79       | 37.13         |

\*) wet basis

38

**3.2. Biogas production**

Figure 4 presents daily biogas production resulted from different treatments. During first week the digesters show decreasing trend of biogas production. Initially, gas is produced from respiration of the substrates due to the existence of air filling void space in the digester. The figure reveals that digesters with grass co-substrate have more extensive respiration process. Oxygen in the air has resulted oxidation reaction that produce  $CO_2$  and  $H_2O$ . The produced gas is exerted out from the digester. The amount of oxygen in the digester continuously decreases and finally vanishes at which time the anaerobic process starts. The figure implies that anaerobic process starts at the beginning of week two.

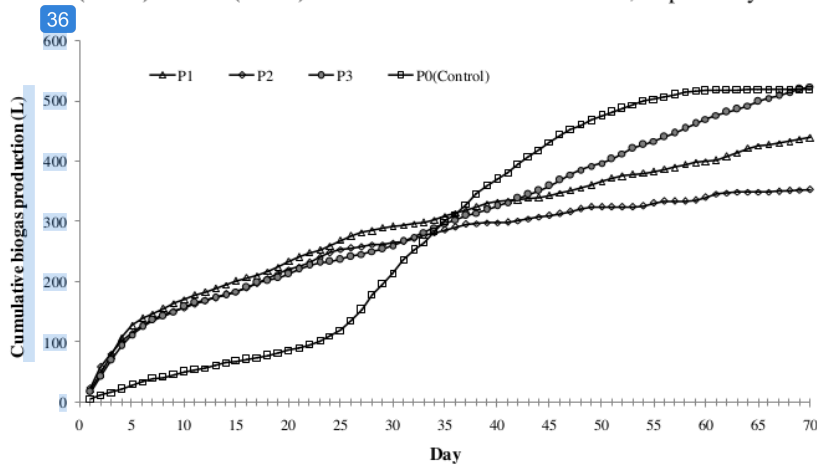


**Figure 4.** Daily biogas production from different treatments

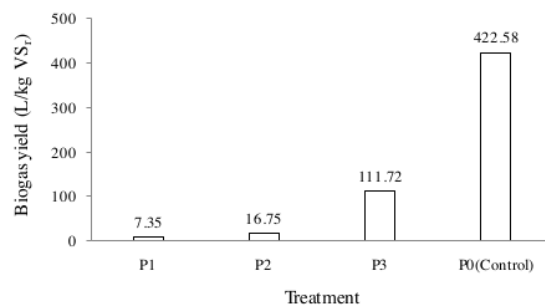


Figure 4 also reveals that during anaerobic process, digesters containing grass show fluctuated biogas production at an average of 4.67 L/d for P1, 3.47 L/d for P1, and 6.16 L/d for P3. During week three, control digester (P0) demonstrates a significant increase of biogas production. From the beginning of week four, however, biogas production of P0 decreases until practically zero at day 60. On the other hand, digesters containing grass still produce biogas at significant amount, especially digester P1 and P3.

Figure 5 presents cumulative biogas production. During the first month, control digester shows the lowest cumulative biogas yield. This may relate to low respiration during first week due to the absence of fresh grass in the substrate. Starting week fifth, biogas production from control digester lead but stuck at a total of 519 L after day 61. On the other hand, biogas productions with grass co-digestion accumulatively increase for longer time. Digester P3 shows higher cumulative biogas yield than those of P1 and P2. Even by day 68, cumulative biogas yield of P3 (535 L) has surpassed that of P0. This indicates that addition of Elephant grass as a co-substrate is promising to improve total biogas yield. Digester P3 with dilution rate 100 L (twice of the substrate mixture) also produces higher total biogas than those of P1 (439 L) and P2 (353 L) with dilution rate 50 L and 75 L, respectively.



**Figure 5.** Cumulative biogas production from different treatment.

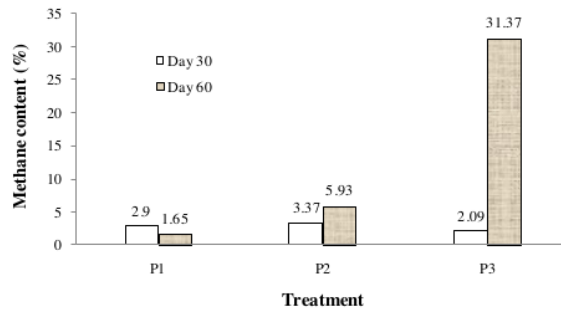


**Figure 6.** Biogas yield codigestion of cowdung and Elephant grass.

Figure 6 shows biogas yield on the basis of removed VS. Digester P0 demonstrates the highest biogas yield (422.58 L/kg VS<sub>r</sub>). Biogas yield from grass containing digesters is substantially lower than that of P0. The figure also reveals that the degree of dilution affects the biogas yield, the higher the better. Increasing dilution (meaning reducing TS content) is possibly increase biogas yield.

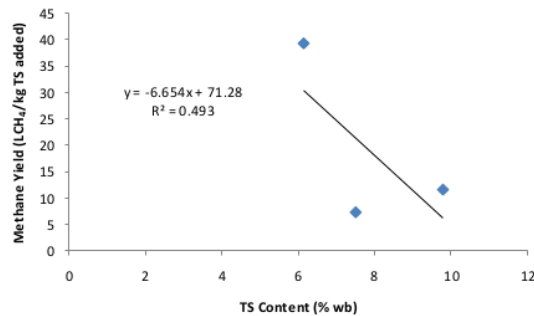
**3.3. Methane yield**

The methane content of control digester (53.9%) is much higher as compared to those of grass containing digesters. Biogas produced from digesters containing grass has very low methane content. Methane content is measured twice, at day 30 and day 60. As depicted by Figure 7, at day 30, all digesters with grass have methane content lower than 4%. At day 60, a significant increase in methane content is presented by digester P3 with 33%. No significant changes of methane content occur at digesters P1 and P3 at day 60. This implies that acidification steps still dominate the decomposition process of organic materials. Methanogenesis step has not optimally gone on. This suggests that the presence of fresh grass has slowed down the methane formation and it requires longer time to favour decomposition.



**Figure 7.** Methane content in the biogas produced from codigestion of cowdung and Elephant grass.

Total solid content of grass containing digesters can be a factor that causes low methane content. Figure 8 shows that in general increasing *TS* content has resulted in the reduction of methane yield. Even though the graph contains limited data [23] provides finding complying with other studies. Liotta *et al.* (2014), for example, reported that aerobic digestion of food waste produces the highest methane yield at *TS* content of 4.52% and a reduction of the specific methane yield of 4.3% and 40.8% occurs at *TS* content of 12.87% and 19.20%, respectively [23]. In our experiment, the highest methane yield of 39.3 L/kg *TS* removal is achieved at *TS* content of 6.94% or 69.4 g/L. Sawannon *et al.* [10] reported high biogas yield of 116 LCH<sub>4</sub>/kg *TS<sub>r</sub>* was achieved from co-digestion of cowdung and Elephant grass at *TS* content of 22.72 g/L and 142 LCH<sub>4</sub>/kg *TS<sub>r</sub>* at *TS* content 33.08 g/L. This means that there is a room to increase methane yield by decreasing *TS* content or increasing dilution rate.



42

**Figure 8.** Effect of *TS* on the methane yield from codigestion of cowdung and Elephant grass.

The size of chopped grass can be an important key to be taken into consideration. The accessibility of microorganisms to the fermentable sugars is restricted because of complex structure of lignocellulosic materials [24]. Reduction of particle size favours the contact between the enzymes with the substrate and reveals new zones which initially inaccessible [6]. In this case, mechanical pretreatments breakdown particle size of complex cellulose and increase the substrate specific surface area available to the microorganisms, and therefore improve the biogas yield [24]. It was reported that the rate of biogas production is highly correlated to particle size and the highest biogas production from agricultural residues was obtained from raw materials of the smallest particles [25-27]. Low biogas yield in our experiment could be resulted from particle size of grass that was barely chopped into a maximum length of 3 cm, longer than those reported sizes.

#### 4. Conclusions

The addition of Elephant grass as co-substrate potentially improve total biogas yield. Dilution rate greatly influences biogas yield and its methane content. Digester with substrate composition 25:25:100 (cowdung:grass:water) produced the highest biogas (524.3 L) with methane content (31.37%). Methane content of biogas from co-digestion elephant grass and cowdung, however, substantially lower than that of only diluted cowdung which achieve 53.9%. Biogas yield of codigestion was 7.35, 16.75, and 111.72 L/kg VS<sub>r</sub>, respectively for treatment with dilution rate of 50, 75, and 100 L. Biogas yield from control digester 422.58 L/kg VS<sub>r</sub>, much higher than those of grass containing digesters. Methane yield of codigestion process decreases with TS content. Mechanical pretreatment is suggested to break Elephant grass down into smaller particles prior to introducing it into the digestion process.

#### Acknowledgement

This work was financially supported by DGHE (Directorate General of Higher Education), Ministry of National Education through Strategis Nasional (STRANAS) research scheme. Contract number: 419/UN26/8/LPPM/2016 (June 6, 2016).

#### References

- [1] Abbasi T, Tauseef S M and Abbasi S A 2012 *Biogas Energy* (New York: Springer) pp 1–10.
- [2] Gomez C D C 2013 Biogas as an energy option: an overview. *The Biogas Handbook: Science, Production and Applications*, eds A Wellinger, J Murphy and D Baxter. (Cambridge: Woodhead Publishing Limited) pp 1–16.
- [3] Higgins K T 2008 Anaerobic gas and cash *Food Engineering* **80(4)** 119–20.
- [4] Petis M 2006 Anaerobic digestion plant yields nutrients and power *BioCycle* **47(12)** 61–2.
- [5] Moore K J, Fales S L and Heaton E A 2008 Biorenewable energy: new opportunities for grassland agriculture *Multifunctional Grasslands in a Changing World Proc. XXI Int. Grassland Conf. vol. II* eds X Haining and H Jiehua (Guangzhou: Guangdong People's Publication House) pp 1023–30.
- [6] Rodriguez C, Alaswad A, Benyounis K Y and Olabi A G 2017 Pretreatment techniques used in biogas production from grass *Renew Sustain Energy Rev* **68(2)** 1193–204.
- [7] McLaughlin S B and Kszos L A 2005 Development of switchgrass (*Panicum virgatum*) as a bioenergy feedstock in the United States *Biomass Bioenergy* **28** 515–35.
- [8] Lewandowski I, Clifton-Brown J C, Scurlock J M O and Huisman W 2000 Miscanthus: European experience with a novel energy crop *Biomass Bioenergy* **19** 209–27.
- [9] Duangjai N, Reansuwan K and Ramaraj R 2014 Potential development of compressed biogas production from pig farms and elephant grass silage for transportation in Thailand *Bioresour Technol.* **155** 438–41.
- [10] Sawanon S, Sangsri P, Leungprasert S and Sinbuathong N 2017 Methane production from Napier grass by co-digestion with cow dung *Energy Solutions to Combat Global Warming. Lecture Notes in Energy 33* ed X-R Zhang and I Dincer (Switzerland: Springer International Publishing) chapter 7 pp 169–80.

- [11] Sinbuathong N, Sangsil Y and Sawanon S 2016 Biogas production from Napier grass at various cutting intervals *Energy, Transportation and Global Warming, Green Energy and Technology* ed P Grammelis (Switzerland: Springer International Publishing) chapter 29 pp 375–85.
- [12] El-Bassam N 2010 Handbook of Bioenergy Crops: A Complete Reference to Species, Development and Applications (London: Earthscan) 378–9.
- [13] Munasik, Sutrisno C I, Anwar S and Prayitno C H 2012 The growth, yield and quality of elephant grass (*Pennisetum purpureum*) specific tolerant of acid soils by mutagenesis with ethyl methane sulfonate *Animal Production* **14(2)** 87–91.
- [14] GL (Great Giant Livestock) 2014 *Personal communication* (January 8, 2014).
- [15] Liu X, Shen Y, Lou L, Ding C and Cai Q 2009 Copper tolerance of the biomass crops Elephant grass (*Pennisetum purpureum* Schumach), Vetiver grass (*Vetiveria zizanioides*) and the upland reed (*Phragmites australis*) in soil culture *Biotechnol Adv.* **27** 633–40.
- [16] Jew W J, Cummings R O and Richards B K 1993 Methane fermentation of energy crops: maximum conversion kinetics and *in situ* biogas purification *Biomass Bioenergy* **5(3-4)** 261–78.
- [17] Ekpenyong K I, Arawo J D E, Melaiye A, Ekwenchi M M and Abdullahi H A 1995 Biogas production potential of unextracted, nutrient-rich Elephant-grass lignocelluloses *Fuel* **74(7)** 1080–82.
- [18] Ah K, Smith M C, Kondrad S L and White J W 2010 Evaluation of biogas production potential by dry anaerobic digestion of switchgrass–animal manure mixtures *Appl. Biochem. Biotechnol.* **160**: 965–75.
- [19] Oluemide A D, Imasuen A O, Oleghe P O and Efosa J O 2012 Anaerobic co-digestion of fresh maize leaves with Elephant grass *J Appl Sci Environ Manage.* **16(1)** 133–35.
- [20] Tuason L M, Lantz M, and Börjesson P 2013 Environmental performance of biogas produced from industrial residues including competition with animal feed – life-cycle calculations according to different methodologies and standards *J Clean Prod.* **53** 214–23.
- [21] Stafford M G 1982 *The Effect of pH on Methane Production from Dairy Cattle Manure*, Masters Thesis (USA: University of Central Florida).
- [22] Haryanto A, Cahyani D, Triyono S, Murdapa F and Haryono D 2017 Economic benefit and greenhouse gas emission reduction potential of a family-scale cowdung anaerobic biogas digester *Int. Journal of Renewable Energy Development* **6(1)** 29–36.
- [23] Liotta F, d'Antonio G, Esposito G, Fabbicino M, van Hullebusch E D, Lens P N L, Pirozzi F, and Pontoni L 2014 Effect of total solids content on methane and volatile fatty acid production in anaerobic digestion of food waste *Waste Manag Res.* **32(10)** 947–53.
- [24] Rodriguez C, Alaswad A, El-Hassan Z and Olabi A G 2017 Mechanical pretreatment of waste paper for biogas production. *Waste Manag.* **68** 157–64.
- [25] Sharma S K, Mishra I M, Sharma M P, and Saini J S 1988 Effect of particle size on biogas generation from biomass residues *Biomass* **17** 251–63.
- [26] Hills D J and Nakano K 1984 Effects of particle size on anaerobic digestion of tomato solid wastes. *Agric Wastes* **10** 285–95.
- [27] Bao X, Zhang R, He Y, Li Y, Feng L, Chen C, and Liu G 2012 Influence of particle size and alkaline pretreatment on the anaerobic digestion of corn stover *BioResources* **8(4)** 5850–60.

# Biogas production from anaerobic codigestion of cowdung and elephant grass (*Pennisetum Purpureum*) using batch digester

ORIGINALITY REPORT

# 19%

SIMILARITY INDEX

## PRIMARY SOURCES

- 1** [hdl.handle.net](https://hdl.handle.net)  
Internet 59 words — 1%
- 2** [www.tandfonline.com](https://www.tandfonline.com)  
Internet 48 words — 1%
- 3** Nayono, Satoto Endar. "Anaerobic digestion of organic solid waste for energy production", Universität Karlsruhe, 2009.  
Publications 46 words — 1%
- 4** Sabeeha N.B.A. Khadaroo, Paul Grassia, Darwin Gouwanda, Phaik Eong Poh. "The influence of different solid-liquid ratios on the thermophilic anaerobic digestion performance of palm oil mill effluent (POME)", *Journal of Environmental Management*, 2020  
Crossref 44 words — 1%
- 5** László Gyenge, Botond Ráduly, Silvia Crognale, Szabolcs Lányi, Beáta Ábrahám. "Cultivating conditions optimization of the anaerobic digestion of corn ethanol distillery residuals using response surface methodology", *Open Chemistry*, 2014  
Crossref 37 words — 1%
- 6** Muhammad Abdul Hanan Siddhu, Jianghao Li, Ruihong Zhang, Jinmiao Liu, Jinli Ji, Yanfeng He, Chang Chen, Guangqing Liu. "Potential of Black Liquor of Potassium Hydroxide to Pretreat Corn Stover for Biomethane Production", *BioResources*, 2016  
Crossref 33 words — 1%



|    |  |                 |
|----|--|-----------------|
| 7  | <a href="http://eprints.uny.ac.id">eprints.uny.ac.id</a><br>Internet   | 32 words — 1%   |
| 8  | <a href="http://irepos.unijos.edu.ng">irepos.unijos.edu.ng</a><br>Internet   | 29 words — 1%   |
| 9  | Nusara Sinbuathong, Roj Khun Anake, Suriya Sawanon. "Biogas production from sunn hemp", International Journal of Global Warming, 2019<br>Crossref  | 29 words — 1%   |
| 10 | Osborne Homeky, Billy, Nouceiba Adouani, Olivier Potier, and Marie-Noëlle Pons. "Anaerobic codigestion of cow slurry with grass silage: Effect of silage duration", Environmental Progress & Sustainable Energy, 2016.<br>Crossref | 28 words — 1%   |
| 11 | Pratiwi puji lestari, Aswati Mindaryani, S. K. Wirawan. "CO Absorption from Biogas by Glycerol: Conducted in Semi-Batch Bubble Column ", IOP Conference Series: Materials Science and Engineering, 2018<br>Crossref                | 28 words — 1%   |
| 12 | <a href="http://www.semanticscholar.org">www.semanticscholar.org</a><br>Internet   | 25 words — 1%   |
| 13 | <a href="http://ddd.uab.cat">ddd.uab.cat</a><br>Internet   | 24 words — < 1% |
| 14 | Jie Han, Guilong Zhang, Linglin Zhou, Furu Zhan, Dongqing Cai, Zhengyan Wu. "Waste Carton-Derived Nanocomposites for Efficient Removal of Hexavalent Chromium", Langmuir, 2018<br>Crossref   | 24 words — < 1% |
| 15 | <a href="http://iopscience.iop.org">iopscience.iop.org</a><br>Internet   | 24 words — < 1% |
| 16 | <a href="http://journal.ipb.ac.id">journal.ipb.ac.id</a><br>Internet   | 23 words — < 1% |

- 
- 17 [manualzz.com](http://manualzz.com) 22 words — < 1%  
Internet
- 
- 18 [mafiadoc.com](http://mafiadoc.com) 21 words — < 1%  
Internet
- 
- 19 Linda M. Tufvesson, Mikael Lantz, Pål Börjesson. 19 words — < 1%  
"Environmental performance of biogas produced from industrial residues including competition with animal feed – life-cycle calculations according to different methodologies and standards", Journal of Cleaner Production, 2013  
Crossref
- 
- 20 Efosa, J.O., Imsuen, A.O., Oleghe, P.O. and 19 words — < 1%  
Olugbemide, A.D.. "Anaerobic Co-digestion of Fresh Maize Leaves with Elephant Grass", World Bank assisted National Agricultural Research Project (NARP) - University of Port Harcourt, 2013.  
Publications
- 
- 21 [www.nap.edu](http://www.nap.edu) 18 words — < 1%  
Internet
- 
- 22 [www.springerprofessional.de](http://www.springerprofessional.de) 18 words — < 1%  
Internet
- 
- 23 Sagor Kumar Pramanik, Fatihah Binti Suja, Mojtaba 17 words — < 1%  
Porhemmat, Biplob Kumar Pramanik. "Performance and Kinetic Model of a Single-Stage Anaerobic Digestion System Operated at Different Successive Operating Stages for the Treatment of Food Waste", Processes, 2019  
Crossref
- 
- 24 Natthawud Dussadee, Kamoldara Reansuwan, 17 words — < 1%  
Rameshprabu Ramaraj. "Potential development of compressed bio-methane gas production from pig farms and elephant grass silage for transportation in Thailand", Bioresource Technology, 2014  
Crossref
- 
- 25 Gilberto Martins, Andreia F. Salvador, Luciana Pereira, M.

Madalena Alves. "Methane Production and Conductive Materials: A Critical Review", *Environmental Science & Technology*, 2018

Crossref

17 words — < 1%

26 Frederik Palallo, Muhammad Ardi, Guntur Yusuf. "The Potency Of Livestock Waste Into Renewable Energy (Biogas) In Palipu District Tana Toraja Regency", *Journal of Physics: Conference Series*, 2018

Crossref

17 words — < 1%

27 Vimal Chandra Pandey, Divya Patel, Shivakshi Jasrotia, D.P. Singh. "Potential of Napier grass (*Pennisetum purpureum* Schumach.) for phytoremediation and biofuel production", Elsevier BV, 2020

Crossref

16 words — < 1%

28 [www.scribd.com](http://www.scribd.com)

Internet

15 words — < 1%

29 [orbilu.uni.lu](http://orbilu.uni.lu)

Internet

14 words — < 1%

30 [network.bepress.com](http://network.bepress.com)

Internet

14 words — < 1%

31 Daniel Girma Mulat, Freya Mosbæk, Alastair James Ward, Daniela Polag et al. "Exogenous addition of H<sub>2</sub> for an in situ biogas upgrading through biological reduction of carbon dioxide into methane", *Waste Management*, 2017

Crossref

13 words — < 1%

32 Liotta, F., G. d'Antonio, G. Esposito, M. Fabbricino, E. D. van Hullebusch, P. N. Lens, F. Pirozzi, and L. Pontoni. "Effect of total solids content on methane and volatile fatty acid production in anaerobic digestion of food waste", *Waste Management & Research*, 2014.

Crossref

13 words — < 1%

33 [kyutech.repo.nii.ac.jp](http://kyutech.repo.nii.ac.jp)

Internet

13 words — < 1%

- 
- 34 [www.mysciencework.com](http://www.mysciencework.com) 13 words — < 1%  
Internet
- 
- 35 [ascelibrary.org](http://ascelibrary.org) 12 words — < 1%  
Internet
- 
- 36 "Water Resources and Environmental Engineering II", Springer Science and Business Media LLC, 2019 10 words — < 1%  
Crossref
- 
- 37 Justin Emmanuel Naicker, Roshini Govinden, Prabashni Lekha, Bruce Sithole. "Transformation of pulp and paper mill sludge (PPMS) into a glucose-rich hydrolysate using green chemistry: Assessing pretreatment methods for enhanced hydrolysis", Journal of Environmental Management, 2020 9 words — < 1%  
Crossref
- 
- 38 James Rosenblum, Michael Bisesi, Juan Castano, Abigal Tamkin, Richard Ciotola, Jiyoung Lee, Jay Martin. "Influence of seasonal fluctuation and loading rates on microbial and chemical indicators during semi-continuous anaerobic digestion", Environmental Technology, 2014 9 words — < 1%  
Crossref
- 
- 39 Yalei Zhang, Xiaohua Chen, Yu Gu, Xuefei Zhou. "A physicochemical method for increasing methane production from rice straw: Extrusion combined with alkali pretreatment", Applied Energy, 2015 9 words — < 1%  
Crossref
- 
- 40 Xiaoling Zhao, Kai Luo, Yue Zhang, Zehui Zheng, Yafan Cai, Boting Wen, Zongjun Cui, Xiaofen Wang. "Improving the methane yield of maize straw: Focus on the effects of pretreatment with fungi and their secreted enzymes combined with sodium hydroxide", Bioresource Technology, 2018 9 words — < 1%  
Crossref
- 
- 41 [eprints.utm.my](http://eprints.utm.my) 8 words — < 1%  
Internet

|    |   |                |
|----|---|----------------|
| 42 | <a href="http://tel.archives-ouvertes.fr">tel.archives-ouvertes.fr</a><br>Internet  | 8 words — < 1% |
| 43 | Yihua / Xia, , Kuichuan / Sheng, Rolf / Kloss, Zhihao / Chen, and Ruiqing / Zhou. "Effects of Silage Pretreatment on the Anaerobic Digestion of Different Parts of Water Hyacinth", 2013 Kansas City Missouri July 21 - July 24 2013, 2013.<br>Crossref | 8 words — < 1% |
| 44 | <a href="http://tud.qucosa.de">tud.qucosa.de</a><br>Internet  | 8 words — < 1% |
| 45 | Suriya Sawanon, Piyanee Sangsri, Suchat Leungprasert, Nusara Sinbuathong. "Chapter 7 Methane Production from Napier Grass by Co-digestion with Cow Dung", Springer Science and Business Media LLC, 2017<br>Crossref                                     | 8 words — < 1% |
| 46 | Chun-Feng Chu, Kai-Qin Xu, Yu-You Li, Yuhei Inamori. "Hydrogen and methane potential based on the nature of food waste materials in a two-stage thermophilic fermentation process", International Journal of Hydrogen Energy, 2012<br>Crossref          | 8 words — < 1% |
| 47 | <a href="http://www.coursehero.com">www.coursehero.com</a><br>Internet  | 8 words — < 1% |
| 48 | <a href="http://sinta3.ristekdikti.go.id">sinta3.ristekdikti.go.id</a><br>Internet  | 8 words — < 1% |
| 49 | <a href="http://stars.library.ucf.edu">stars.library.ucf.edu</a><br>Internet  | 4 words — < 1% |

EXCLUDE QUOTES ON  
EXCLUDE BIBLIOGRAPHY ON

EXCLUDE MATCHES OFF