

## OUR PUBLICATIONS

1. Advances and Applications in Discrete Mathematics (ESCI)
2. Advances and Applications in Fluid Mechanics (SCOPUS)
3. Advances and Applications in Statistics (ESCI)
4. Advances in Computer Science and Engineering
5. Advances in Differential Equations and Control Processes (ESCI)
6. Advances in Fuzzy Sets and Systems
7. Current Development in Oceanography
8. Far East Journal of Applied Mathematics
9. Far East Journal of Dynamical Systems
10. Far East Journal of Electronics and Communications (SCOPUS)
11. Far East Journal of Mathematical Education
12. Far East Journal of Mathematical Sciences (FJMS) (SCOPUS)
13. Far East Journal of Theoretical Statistics
14. International Journal of Functional Analysis, Operator Theory and Applications
15. International Journal of Materials Engineering and Technology
16. International Journal of Numerical Methods and Applications
17. International Journal of Nutrition and Dietetics
18. JP Journal of Algebra, Number Theory & Applications (ESCI ; SCOPUS)
19. JP Journal of Biostatistics (ESCI)
20. JP Journal of Fixed Point Theory and Applications
21. JP Journal of Geometry and Topology (SCOPUS)
22. JP Journal of Heat and Mass Transfer (SCOPUS)
23. Universal Journal of Mathematics and Mathematical Sciences

Pushpa Publishing House, Vijaya Niwas, 198 Mumfordganj, Allahabad 211002, India

arun@pphmj.com

www.pphmj.com

ISSN 0972-1118



Reprinted from the

**Far East Journal of  
Dynamical Systems  
Volume 28, Number 3, 2016, pp 165-194**

**DYNAMICS AND BIFURCATIONS IN A  
TWO-DIMENSIONAL MAP DERIVED FROM A  
GENERALIZED  $\Delta\Delta$ -SINE-GORDON EQUATION**

*by*

L. Zakaria and J. M. Tuwankotta



**Pushpa Publishing House**

Vijaya Niwas, 198 Mumfordganj  
Allahabad 211002, INDIA

<http://pphmj.com/journals/fjds.htm>

[fjds@pphmj.com](mailto:fjds@pphmj.com) & [arun@pphmj.com](mailto:arun@pphmj.com)



## Information for Authors

**ims and Scope:** The Far East Journal of Dynamical Systems is devoted to publishing original research papers and critical survey articles in any branch of Differential Equations, Ergodic Theory and Dynamical Systems. *The FJDS is published in four issues per volume annually appearing in March, June, September and December.*

**Abstracting, Indexing and Reviews:** CrossRef DOIs databases, AMS Digital Mathematics Registry, Mathematical Reviews, MathSciNet, ProQuest, IndexCopernicus, EBSCOhost, Zentralblatt MATH, Ulrichsweb, Google Scholar.

**Submission of Manuscripts:** Authors may submit their papers for consideration in the Far East Journal of Dynamical Systems by the following modes:

• **Online submission:** Please visit journal's homepage at <http://www.pphmj.com/journals/fjds.htm>

• **Electronically:** At the e-mail address: [fjds@pphmj.com](mailto:fjds@pphmj.com)

The paper must be typed only on one side in double spacing with a generous margin all round. An effort is made to publish a paper duly recommended by a referee within a period of three months. One set of galley proofs of a paper will be sent to the author submitting the paper, unless requested otherwise, without the original manuscript, for corrections.

**Abstract and References:** Authors are requested to provide an abstract of not more than 250 words and latest Mathematics Subject Classification. Statements of Lemmas, Propositions and Theorems should be set in *italics* and references should be arranged in alphabetical order by the surname of the author.

**Page Charges and Reprints:** Authors are requested to arrange page charges of their papers @ USD 1000 per page from their institutions/research grants, if any. However, for authors in India this charge is Rs. 500.00 per page. Twenty-five reprints in print version and a copy in soft version are provided to the corresponding author ex-gratis. Additional sets of reprints may be ordered at the time of proof correction.

**Copyright:** It is assumed that the submitted manuscript has not been published and will not be simultaneously submitted or published elsewhere. By submitting a manuscript, the authors agree that the copyright for their articles is transferred to the Pushpa Publishing House, Allahabad, India, if and when, the paper is accepted for publication. The publisher cannot take the responsibility of any loss of manuscript. Therefore, authors are requested to maintain a copy at their end.

## Subscription Information for 2016

Institutional Price for all countries except India

Electronic Subscription	€ 295.00	US\$ 395.00
Print Subscription includes Online Access	€ 345.00	US\$ 465.00

Institutions: On seeking a license for volume(s) of the Far East Journal of Dynamical Systems, the facility to download and print the files will be available through the institutional 9 digits IP address to be provided by the appropriate authority. The facility to reload will continue till the end of the next calendar year from the last issue of the volume subscribed. For having continued facility beyond the download of the same subscribed volume for another two calendar years may be had on a considerable discounted rate.

Price in Indian Rs. (For Indian Institutions in India only)

Print Subscription Only	Rs. 6000.00
-------------------------	-------------

The subscription year runs from January 1, 2016 through December 31, 2016.

**Information:** The journals published by the "Pushpa Publishing House" are solely distributed by the "Vijaya Books and Journals Distributors".

**Contact Person:** Subscription Manager, Vijaya Books and Journals Distributors, Vijaya Niwas, 10 Mumfordganj, Allahabad 211002, India; [sub@pphmj.com](mailto:sub@pphmj.com); [arun@pphmj.com](mailto:arun@pphmj.com)



Far East Journal of Dynamical Systems  
© 2016 Pushpa Publishing House, Allahabad, India  
Published: September 2016  
<http://dx.doi.org/10.17654/DS028030165>  
Volume 28, Number 3, 2016, Pages 165-194

ISSN: 0972-1118

## DYNAMICS AND BIFURCATIONS IN A TWO-DIMENSIONAL MAP DERIVED FROM A GENERALIZED $\Delta\Delta$ -SINE-GORDON EQUATION

L. Zakaria<sup>1,2,\*</sup> and J. M. Tuwankotta<sup>1</sup>

<sup>1</sup>Department of Mathematics  
Bandung Institute of Technology  
Jl. Ganesa No. 10, Bandung, Indonesia  
e-mail: [theo@dns.math.itb.ac.id](mailto:theo@dns.math.itb.ac.id)

*Permanent address:*

<sup>2</sup>Mathematics Department  
Lampung University  
Jl. Soemantri Brojonegoro 1  
Bandar Lampung, Indonesia

### Abstract

In this paper, we consider a generalization of a double discrete sine-Gordon equation. The generalization is done by introducing a number of parameters in the Lax-pair matrices. By restricting to the traveling wave solution, we derive a three-parameter family of discrete integrable dynamical systems using the so-called staircase methods. Special focus is on the cases where the resulting family of dynamical systems is of low dimension, i.e., two-dimensional. In those cases, the dynamics and bifurcation in the system is described by means of analyzing the level sets of the integral functions. Local bifurcation

Received: September 5, 2016; Accepted: September 30, 2016

2010 Mathematics Subject Classification: 37J10, 37J35, 39A11, 70K43.

Keywords and phrases:  $\Delta\Delta$ -sine-Gordon equation, two-dimensional mapping, critical points, integrable systems, bifurcations.

\*Corresponding author



such as period-doubling bifurcation for map has been detected. Apart from that, we have observed nonlocal bifurcations which involve collision between heteroclinic and homoclinic connection between critical points.

### 1. Introduction

The sine-Gordon equation is a partial differential equation which is known to have soliton solutions, hence it is also called one of the soliton equations. The discretized (both in space and in time) version of the equation could be done in various ways. In this paper, we will follow the version in [4, 9-13], i.e., by describing its Lax-pair. By restriction to traveling wave solution, we derive an ordinary difference equation (see [7]) which is integrable as is the original equation.

In the literature, attention has been devoted to the integrability of the equation, the geometry it generates, symmetry in the system or the classification of integrable system (see [1]). In 2010, Late J. J. Duistermaat wrote a seminal book called *Discrete Integrable Systems, QRT Maps, and Elliptic Surfaces* [3] which provide us with a novel way of looking at integrable system. This book also originated from a discussion on a generalized discrete sine-Gordon equation between one of the authors of this paper and J. J. Duistermaat as is indicated in the preface of that book.

The mapping which is derived from the sine-Gordon equation is known to be a part of the celebrated Quispel-Roberts-Thompson (QRT) maps [12]. The latter is known as the most general family of Liouville integrable two dimensional maps. In [8], families of integrable mapping on a plane which is not a member of the QRT maps are introduced. Another interesting extension of the study on sine-Gordon equations is found in [14] where non-integrable perturbation is introduced.

Our interest in studying the sine-Gordon discrete dynamical systems is on the dynamics and the bifurcations therein. To do this, we need to have free parameters in the system. For this reason, we introduce a generalization to the sine-Gordon equation (originally this generalization was introduced

in [16]). Since integrability is a property to be preserved, we choose to generalize the Lax-pair. By requiring the compatibility of the horizontal and vertical switches, we derive a mapping which we call: *generalized sine-Gordon equation*.

We begin with formulating a generalized sine-Gordon equation, by introducing eight parameters into the Lax-pair matrices. By analyzing the so-called compatibility condition (or commutativity of the multiplication of the matrices), we derive a system of two algebraic homogeneous equations. We have two possibilities: the space of solutions of the system of homogeneous equations is one dimensional or two dimensional. In this paper, we restrict ourselves to consider only the latter. By doing this, we can reduce the number of parameters in the system to three.

Using the so-called staircase method (see [10] or [7] for a general setting), we derive an ordinary discrete integrable dynamical system, with three parameters. Further reduction to the number of parameters in the system can be done by analyzing the integrals of the discrete system. For the case studies where the dimension of the phase space of the discrete system is two or three, we derive seven functions which contain the dynamics for all values of parameter. By analyzing the level sets of these functions, we derive some conclusion on the dynamics and bifurcations in the system. This study is related to [5].

We have observed an interesting local bifurcation of critical point in the system, namely: the period doubling bifurcation, where two period-2 points are created from a critical point. We have observed also a nonlocal bifurcation involving collision of homoclinic and heteroclinic connection between saddle type critical points. Furthermore, we have observed a change of stability of a critical point from a saddle type into an elliptic type of which we have not seen before in the literature.

### 2. Problem Formulations

A  $\Delta\Delta$ -sine-Gordon equation on a two-dimensional lattice  $\mathbb{Z}^2$  is defined

as follows:

$$V_{l,m}V_{l+1,m}V_{l,m+1}V_{l+1,m+1} - pq(V_{l,m}V_{l+1,m+1} - V_{l+1,m}V_{l,m+1}) = 1, \quad (2.1)$$

for fields  $V_{l,m}$  defined at the site  $(l, m)$  of the lattice, while  $p, q$  are arbitrary constants. Let us write  $\xi_{l,m}(k) = (V_{l,m}(k), U_{l,m}(k))^T$  for the vector consisting of wave functions at location  $(l, m)$  on the lattice, depending on a spectral parameter  $k$ . The above equation is derived from the consideration of the following maps:

$$\xi_{l+1,m}(k) = \frac{1}{p-k} M_{l,m}^{\text{hor}} \xi_{l,m}(k),$$

$$\xi_{l,m+1}(k) = \frac{1}{q-\frac{1}{k}} M_{l,m}^{\text{vert}} \xi_{l,m}(k),$$

where

$$M_{l,m}^{\text{hor}} = \begin{pmatrix} p & -V_{l+1,m} \\ k^2 & p \frac{V_{l+1,m}}{V_{l,m}} \end{pmatrix} \text{ and } M_{l,m}^{\text{vert}} = \begin{pmatrix} q \frac{V_{l,m+1}}{V_{l,m}} & \frac{1}{k^2 V_{l,m}} \\ -V_{l,m+1} & q \end{pmatrix}.$$

These two matrices are also known as the Lax-pair matrices. This mapping is well-defined if

$$(M_{l+1,m}^{\text{vert}} M_{l,m}^{\text{hor}} - M_{l,m+1}^{\text{hor}} M_{l,m}^{\text{vert}}) \xi_{l,m} = 0$$

for all  $(l, m) \in \mathbb{Z}^2$ . For the relation with the original sine-Gordon partial differential equation, see [11].

A generalization of the mapping (2.1) is done by generalizing the two matrices:

$$P_{l,m}^{\text{hor}} = \begin{pmatrix} \alpha_1 p & -\alpha_2 V_{l+1,m} \\ -\alpha_3 \frac{k^2}{V_{l,m}} & \alpha_4 p \frac{V_{l+1,m}}{V_{l,m}} \end{pmatrix}$$

and

$$P_{l,m}^{\text{vert}} = \begin{pmatrix} \beta_1 q \frac{V_{l,m+1}}{V_{l,m}} & -\beta_2 \frac{1}{k^2 V_{l,m}} \\ -\beta_3 V_{l,m+1} & \beta_4 q \end{pmatrix}.$$

Then the compatibility condition leads to the following system of four nonlinear equations:

$$\begin{aligned} (\beta_1 - \beta_4) \alpha_2 q k^2 V_{l+1,m+1} V_{l,m} - (\alpha_1 - \alpha_4) \beta_2 p &= 0, \\ (\alpha_1 - \alpha_4) \beta_3 p V_{l+1,m+1} V_{l,m} - (\beta_1 - \beta_4) \alpha_3 q k^2 &= 0, \\ \alpha_1 \beta_1 (V_{l,m+1} V_{l+1,m} - V_{l+1,m+1} V_{l,m}) q p \\ + \alpha_2 \beta_3 V_{l+1,m+1} V_{l,m+1} V_{l+1,m} V_{l,m} &= \beta_2 \alpha_3, \\ \alpha_4 \beta_4 (V_{l,m+1} V_{l+1,m} - V_{l+1,m+1} V_{l,m}) q p \\ + \alpha_2 \beta_3 V_{l+1,m+1} V_{l,m+1} V_{l+1,m} V_{l,m} &= \beta_2 \alpha_3 \end{aligned} \quad (2.2)$$

for all  $l, m \in \mathbb{Z}$ . In order for these four equations to be consistent with each other, we need to impose some conditions on the parameters  $\alpha_j$  and  $\beta_j$ ,  $j = 1, 2, 3, 4$ . One could immediately see that one of the conditions is

$$\alpha_1 \beta_1 - \alpha_4 \beta_4 = 0. \quad (2.3)$$

If this holds, then the last two equations in (2.2) are consistent.

The first two equations can be written as:

$$\begin{pmatrix} (\beta_1 - \beta_4) \alpha_2 q k^2 & (\alpha_1 - \alpha_4) \beta_2 p \\ (\alpha_1 - \alpha_4) \beta_3 p & (\beta_1 - \beta_4) \alpha_3 q k^2 \end{pmatrix} \begin{pmatrix} V_{l+1,m+1} V_{l,m} \\ -1 \end{pmatrix} = \mathbf{0}, \quad (2.4)$$

which immediately implies that the determinant of the matrix

$$A = \begin{pmatrix} (\beta_1 - \beta_4) \alpha_2 q k^2 & (\alpha_1 - \alpha_4) \beta_2 p \\ (\alpha_1 - \alpha_4) \beta_3 p & (\beta_1 - \beta_4) \alpha_3 q k^2 \end{pmatrix}$$



is zero. Equation (2.4) also means that the vector

$$\begin{pmatrix} V_{l+1,m+1}V_{l,m} \\ -1 \end{pmatrix}$$

is in the kernel of  $A$  for all values of  $V_{l+1,m+1}$  and  $V_{l,m}$ . The kernel of  $A$  is either one-dimensional or two-dimensional linear space. In this paper, we restrict ourselves to studying the situation where the kernel is two-dimensional.

If  $\ker(A)$  is a two-dimensional linear space, then

$$\begin{cases} (\beta_1 - \beta_4)\alpha_2 = 0 \\ (\alpha_1 - \alpha_4)\beta_2 = 0 \\ (\alpha_1 - \alpha_4)\beta_3 = 0 \\ (\beta_1 - \beta_4)\alpha_3 = 0. \end{cases}$$

Solutions for these equations can be computed easily. Each solution then has to satisfy (2.3). In this paper, we are only going to consider a solution which has the largest number of parameters, i.e.,

$$(\alpha, \beta) = (\alpha_1, \alpha_2, \alpha_3, \alpha_4, \beta_1, \beta_2, \beta_3, \beta_4).$$

As a consequence, the Lax matrices become

$$P_{l,m}^{\text{hor}} = \begin{pmatrix} \alpha_1 p & -\alpha_2 V_{l+1,m} \\ -\alpha_3 \frac{k^2}{V_{l,m}} & \alpha_4 p \frac{V_{l+1,m}}{V_{l,m}} \end{pmatrix}$$

and

$$P_{l,m}^{\text{vert}} = \begin{pmatrix} \beta_1 q \frac{V_{l,m+1}}{V_{l,m}} & -\beta_2 \frac{1}{k^2 V_{l,m}} \\ -\beta_3 V_{l,m+1} & \beta_4 q \frac{V_{l+1,m}}{V_{l,m}} \end{pmatrix}. \quad (2.5)$$

We conclude that the mappings generalized discrete sine-Gordon equation is a member of the three-parameters family of mappings, i.e.,

$$\theta_1(V_{l,m+1}V_{l+1,m} - V_{l+1,m+1}V_{l,m}) + \theta_2 V_{l+1,m+1}V_{l,m+1}V_{l+1,m}V_{l,m} = \theta_3, \quad (2.6)$$

where  $\theta_1 = \alpha_1\beta_1pq$ ,  $\theta_2 = \alpha_2\beta_3$  and  $\theta_3 = \beta_2\alpha_3$ . Without loss of generality, we can choose  $\alpha_1 = \frac{1}{p}$ ,  $\alpha_2 = 1$ , and  $\alpha_3 = 1$ .

### 3. Reduction to Ordinary Difference Equation

Let us now turn our attention to the traveling wave solutions of (2.6) which are obtained by setting

$$V_{l,m} = V_n, \text{ where } n = z_1 l + z_2 m, \quad (3.1)$$

with  $z_1$  and  $z_2$  being relatively prime integers. We substitute this into equations (2.6) to derive

$$\theta_1(V_{n+z_2}V_{n+z_1} - V_{n+z_1+z_2}V_n) + \theta_2 V_{n+z_1+z_2}V_{n+z_2}V_{n+z_1}V_n = \theta_3. \quad (3.2)$$

In particular, for  $n = 0$  we have:

$$V_{z_1+z_2} = \frac{\theta_3 - \theta_1 V_{z_1} V_{z_2}}{V_0(\theta_2 V_{z_1} V_{z_2} - \theta_1)}.$$

Let us consider the space:  $\mathbb{R}^{z_1+z_2}$  with coordinate:

$$(V_{z_1+z_2-1}, V_{z_1+z_2-2}, \dots, V_0)^T,$$

and a vector field that maps:  $(V_{z_1+z_2-1}, V_{z_1+z_2-2}, \dots, V_0)^T$  to

$$\left( \frac{\theta_3 - \theta_1 V_{z_1} V_{z_2}}{V_0(\theta_2 V_{z_1} V_{z_2} - \theta_1)}, V_{z_1+z_2-1}, \dots, V_2, V_1 \right)^T.$$

Then we can define a discrete dynamical system on  $\mathbb{R}^{z_1+z_2}$ , by considering the iteration:

$$\begin{cases} \overline{V}_{z_1+z_2-1} = \frac{\theta_3 - \theta_1 V_{z_1} V_{z_2}}{V_0(\theta_2 V_{z_1} V_{z_2} - \theta_1)}, \\ \overline{V}_{z_1+z_2-2} = V_{z_1+z_2-1}, \\ \vdots \\ \overline{V}_1 = V_2, \\ \overline{V}_0 = V_1, \end{cases} \quad (3.3)$$

where the overline denotes the new state of the iteration.

**Two explicit formulas for the integrals of (3.3).** An integral for the discrete dynamical system (3.3) is the function:  $H : \mathbb{R}^{z_1+z_2} \rightarrow \mathbb{R}^{z_1+z_2}$  that satisfies:

$$H(\overline{V}_{z_1+z_2-1}, \overline{V}_{z_1+z_2-2}, \dots, \overline{V}_0) - H(V_{z_1+z_2-1}, V_{z_1+z_2-2}, \dots, V_0) = 0.$$

The following are two explicit formulas for the integrals of system (3.3). These two integrals are derived from the conservation law.

**Theorem 3.1.** For all  $z_1$  and  $z_2$ , the function

$$H_g = \theta_1 \sum_{j=0}^{z_2-1} \left( \frac{V_{z_1+j}}{V_j} + \frac{V_j}{V_{z_1+j}} \right) - \sum_{j=0}^{z_1-1} \left( \theta_2 V_j V_{z_2+j} + \theta_3 \frac{1}{V_j V_{z_2+j}} \right) \quad (3.4)$$

is an integral for the system (3.3).

**Proof.** Let

$$\overline{H}_g = \theta_1 \sum_{j=0}^{z_2-1} \left( \frac{\overline{V}_{z_1+j}}{\overline{V}_j} + \frac{\overline{V}_j}{\overline{V}_{z_1+j}} \right) - \sum_{j=0}^{z_1-1} \left( \theta_2 \overline{V}_j \overline{V}_{z_2+j} + \theta_3 \frac{1}{\overline{V}_j \overline{V}_{z_2+j}} \right),$$

and we write  $\overline{V}_{z_1+z_2-1} = f$ . Then

$$\begin{aligned} \overline{H}_g - H_g &= \theta_1 \left( \frac{f}{V_{z_2}} + \frac{V_{z_2}}{f} - \frac{V_{z_1}}{V_0} - \frac{V_0}{V_{z_1}} \right) \\ &\quad - \theta_2 (V_{z_1} f - V_{z_2} V_0) - \theta_3 \left( \frac{1}{V_{z_1} f} - \frac{1}{V_0 V_{z_2}} \right). \end{aligned}$$

By solving  $\overline{H}_g - H_g = 0$  for  $f$ , we found that one of the solutions is

$$f = \frac{\theta_3 - \theta_1 V_{z_1} V_{z_2}}{V_0(\theta_2 V_{z_1} V_{z_2} - \theta_1)}.$$

This completes the proof. □

Let  $z_1 = m$  and  $z_2 = n$ , where  $m$  and  $n$  are relatively prime. Then (3.3) defines a dynamical system on  $\mathbb{R}^{m+n}$  with integral

$$H_g = \theta_1 \sum_{j=0}^{n-1} \left( \frac{V_{m+j}}{V_j} + \frac{V_j}{V_{m+j}} \right) - \sum_{j=0}^{m-1} \left( \theta_2 V_j V_{n+j} + \theta_3 \frac{1}{V_j V_{n+j}} \right).$$

Let us now consider the case where  $z_1 = n$  and  $z_2 = m$ . Then (3.3) defines a dynamical system on  $\mathbb{R}^{m+n}$  which is the same as the case where  $z_1 = m$  and  $z_2 = n$  (since the system is invariant under interchanging of  $V_{z_1}$  and  $V_{z_2}$ ). The new dynamical system has integral

$$K_g = \theta_1 \sum_{j=0}^{m-1} \left( \frac{V_{n+j}}{V_j} + \frac{V_j}{V_{n+j}} \right) - \sum_{j=0}^{n-1} \left( \theta_2 V_j V_{m+j} + \theta_3 \frac{1}{V_j V_{m+j}} \right).$$

As a consequence of this, we have the following corollary.

**Corollary 3.2.** For all  $z_1$  and  $z_2$ , the function

$$K_g = \theta_1 \sum_{j=0}^{z_1-1} \left( \frac{V_{z_2+j}}{V_j} + \frac{V_j}{V_{z_2+j}} \right) - \sum_{j=0}^{z_2-1} \left( \theta_2 V_j V_{z_1+j} + \theta_3 \frac{1}{V_j V_{z_1+j}} \right) \quad (3.5)$$

is an integral for the system (3.3).

#### 4. Dynamics of the Ordinary Difference Equations

for  $z_1 = 1$  and  $z_2 = 1$

Let us consider the case where  $z_1 = 1$  and  $z_2 = 1$ . For this case, the mapping (3.3) is two-dimensional, i.e.,

$$\begin{cases} \bar{V}_1 = \frac{(\theta_3 - \theta_1 V_1^2)}{V_0(\theta_2 V_1^2 - \theta_1)} \\ \bar{V}_0 = V_1 \end{cases}$$

with integral: (see A.2 in Appendix A). We denote

$$\zeta = \begin{pmatrix} x \\ y \end{pmatrix} = \begin{pmatrix} V_1 \\ V_0 \end{pmatrix}$$

and by  $\theta$  the parameter vector in  $\mathbb{R}^3 : (\theta_1, \theta_2, \theta_3)$ . Then the two-dimensional mapping is:

$$\bar{\zeta} = f_{\theta}(\zeta), \quad (4.1)$$

where

$$f_{\theta} : \mathbb{R}^2 \rightarrow \mathbb{R}^2,$$

$$(x, y) \mapsto \left( \frac{\theta_3 - \theta_1 x^2}{(\theta_2 x^2 - \theta_1)y}, x \right).$$

The integral (see (A.2) in Appendix A) is rewritten as the function:

$$F(x, y) = \theta_1 \left( \frac{x}{y} + \frac{y}{x} \right) - \left( \theta_2 xy + \theta_3 \frac{1}{xy} \right). \quad (4.2)$$

For all  $n \in \mathbb{N}$ , the solution  $\gamma_n$  of the system (4.1) is contained in a level set of  $F(x, y)$ .

Since

$$F(x, y) = F(y, x) \text{ and } F(x, y) = F(-y, -x),$$

the level sets are symmetric with respect to the lines  $y = x$  and  $y = -x$ . Furthermore,

$$F(-x, -y) = F(x, y), F(-x, y) = -F(x, y) \text{ and } F(x, -y) = -F(x, y).$$

Thus, the level sets of  $F$  are symmetric with respect to  $x = 0, y = 0$  and  $(0, 0)$ .

Let us assume that  $\theta_2 \neq 0$ . Then we can write  $\theta_1 = \mu\theta_2$  and  $\theta_3 = \lambda\theta_2$  and then divide out  $\theta_2$  from  $F$ . By doing this, the parameter-space is reduced to  $\mathbb{R}^2$ . Thus, if  $\theta_2 \neq 0$ , then the integral can be written as:

$$\frac{1}{\theta_2} F(x, y) = \mu \left( \frac{x}{y} + \frac{y}{x} \right) - \left( xy + \lambda \frac{1}{xy} \right). \quad (4.3)$$

Let us consider the case where  $\lambda > 0$ . Then we can write  $\lambda = \delta^4$  (with  $\delta > 0$ ), and then re-scale the variables by  $x \mapsto \delta x$ , and  $y \mapsto \delta y$ . Then by rewriting  $\mu = \delta^2 \bar{\mu}$  and  $F_1 = \delta^2 \bar{F}_1$ , we have

$$\frac{1}{\theta_2 \delta^2} F(x, y)(x, y) = \frac{\mu}{\delta^2} \left( \frac{x}{y} + \frac{y}{x} \right) - \left( xy + \frac{1}{xy} \right).$$

If  $\lambda < 0$ , then we write  $\lambda = -\delta^4$  and do the same re-scaling as above. We conclude that we need to consider only  $\lambda = -1, 0$  or  $1$  in (4.3).

If  $\theta_2 = 0$ , then we assume that  $\theta_1 \neq 0$ . Similar to the previous case, we can rewrite the integral as

$$\frac{1}{\theta_1} F(x, y) = \left( \frac{x}{y} + \frac{y}{x} \right) + \kappa \frac{1}{xy},$$

with  $\kappa = \theta_3/\theta_1$ . Again, we need only to consider the situation where  $\kappa = -1, 0$  or  $1$ . Lastly, if  $\theta_1 = 0$ , then

$$\frac{1}{\theta_3} F(x, y) = \frac{1}{xy}.$$



**The normal forms.** We conclude that the level sets of the integral  $F(x, y)$  for all values of the parameters are completely determined by the level sets of the following seven functions:

$$F_1(x, y) = \mu \left( \frac{x}{y} + \frac{y}{x} \right) - \left( xy + \frac{1}{xy} \right), \quad (4.4)$$

$$F_2(x, y) = \mu \left( \frac{x}{y} + \frac{y}{x} \right) - xy, \quad (4.5)$$

$$F_3(x, y) = \mu \left( \frac{x}{y} + \frac{y}{x} \right) - \left( xy - \frac{1}{xy} \right), \quad (4.6)$$

$$F_4(x, y) = \frac{x}{y} + \frac{y}{x} + \frac{1}{xy}, \quad (4.7)$$

$$F_5(x, y) = \frac{x}{y} + \frac{y}{x}, \quad (4.8)$$

$$F_6(x, y) = \frac{x}{y} + \frac{y}{x} - \frac{1}{xy} \quad (4.9)$$

and

$$F_7(x, y) = \frac{1}{xy}. \quad (4.10)$$

*The level sets of  $F_1$ .* Let us consider the situation where:  $\theta_1 = \mu$ ,  $\theta_2 = \theta_3 = 1$ . The dynamics of mapping (4.1) is contained in the level sets of the function  $F_1$ . Recall that the level sets are symmetric with respect to:

$$y = x, y = -x, x = 0, y = 0 \text{ and } (0, 0).$$

Writing:  $L(x) = F_1(x, x)$ , and then solving:  $L'(x) = 0$  for  $x$  gives us  $x = 1$  or  $x = -1$ . Thus, the critical points of  $F_1$  on the line  $y = x$  are:  $(1, 1)$  and  $(-1, -1)$ . Similarly, we found another two critical points on the line  $y = -x$  which are:  $(-1, 1)$  and  $(1, -1)$ . This is true for all values of  $\mu \in \mathbb{R}$ . It is easy to check using (4.1) for  $\theta_1 = \mu$ ,  $\theta_2 = 1$  and  $\theta_3 = 1$ , that the points

$(1, 1)$  and  $(-1, -1)$  are fixed points, while  $(-1, 1)$  and  $(1, -1)$  are period-2 points.

Note that, since:

$$F_1(x, y) = \frac{\mu x^2 + \mu y^2 - (xy)^2 - 1}{xy},$$


for  $\mu > 0$  we have four other special points, namely:

$$\left( \frac{1}{\sqrt{\mu}}, 0 \right), \left( -\frac{1}{\sqrt{\mu}}, 0 \right), \left( 0, \frac{1}{\sqrt{\mu}} \right) \text{ and } \left( 0, -\frac{1}{\sqrt{\mu}} \right).$$

At these points, both the numerator and the denominator of  $F_1$  (presented as the above written rational function) are zero. These points are the intersection points between level sets of  $F_1$ . They are called the *base points*. It is interesting to note that, as  $\mu \rightarrow 0^+$ , then the nontrivial base points go to infinity along the axis at where the base point is located.

In Figure 1, we have plotted a few of the level sets of the functions  $F_1$ , for various values of the parameter  $\mu$ . In the first row, there are three diagrams that correspond to the situation where  $\mu = 4, 1$ , and  $\frac{1}{4}$  (from left to right, respectively). In the second row, we have presented the diagram for the situation where  $\mu = 0$ . Note that this corresponds to the situation where the four base points have reached infinity. In the third row, we have plotted three diagrams that correspond to the situation where  $\mu = -4, -1$ , and  $-\frac{1}{4}$ , from left to right, respectively. When  $\mu < 0$ , apart from the base points disappearing at infinity, the critical points are all elliptic.





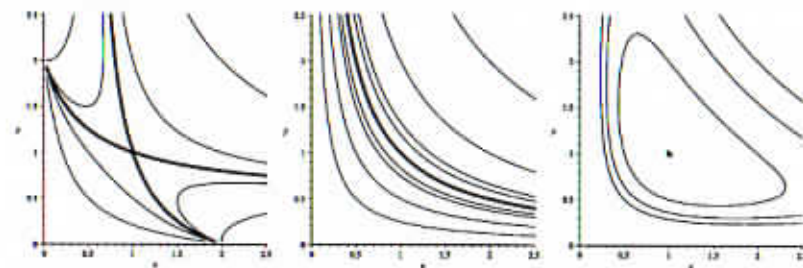
**Figure 1.** In this figure, we have plotted some level sets of the function  $F_k$ ,  $k = 1, \dots, 7$ , for various values of  $\mu$ . The diagrams in the first row are the level sets of  $F_1$  for  $\mu = \frac{1}{4}$ ,  $0$ , and  $-\frac{1}{4}$ , from left to right, respectively. The diagrams in the second row are the level sets of  $F_2$  for  $\mu = 1$ ,  $0$ , and  $-1$ , from left to right, respectively. Lastly, the diagrams in the third row are of  $F_3$  for  $\mu = 2$ ,  $0$  and  $-\frac{1}{4}$ . The diagrams in the fourth row are the level sets of  $F_4$ ,  $F_5$ ,  $F_6$ , and  $F_7$ , respectively.

*Bifurcations.* When  $\mu$  varies from positive to negative, the critical points of  $F_1$ , change from a saddle type to an elliptic type. A known mechanism in the literature, for integrable systems, is through a Saddle-Center bifurcation, where one saddle point becomes degenerate, and breaks into three critical points: two saddles and one elliptic (or also known as center) point. In the case of  $F_1$ , the mechanism is different.

Let us concentrate on the domain where  $x > 0$  and  $y > 0$ ; the critical point of  $F_1$  is located at  $(1, 1)$ . In Figure 2, we have plotted three diagrams containing the level sets of  $F_1$  for  $\mu = 0.25$ ,  $\mu = 0$  and  $\mu = -0.25$ , respectively. For  $\mu = 0.25$ , the critical point of  $F_1$  is of saddle type (see the thickened curve in the most left diagram in Figure 2). As  $\mu$  approaches  $0$ , the stable and unstable manifolds collapse into each other to form a manifold of critical points:

$$C = \{(x, y) | x^2 y^2 = 1\},$$

which is exactly the level set:  $F_1(x, y) = F_1(1, 1)$ . The diagram in the middle of Figure 2 corresponds to the situation where  $\mu = 0$ . The thickened curve on that diagram is the previously mentioned manifold of critical points  $C$ . Consider  $k$  not equal but closed to  $F_1(1, 1)$ . Then the level set  $F_1(x, y) = k$  consists of two leaves which are separated by the manifold of critical point  $C$ . These two leaves of level set become connected into one closed curve as  $\mu$  becomes negative. See Figure 2:



**Figure 2.** The bifurcation (or change of stability) of the critical point of  $F_1$  as  $\mu$  passes  $0$ .

*The level sets of  $F_2$  and  $F_3$ .* Consider the integral function  $F_2$ . This function has no critical point nor base points. Each level set of the function  $F_2$  has four leaves of curve; see the thickened curve in the first diagram of the left of the second row of diagrams in Figure 1. Let us fix our attention on this level set which is plotted using thickened line. This is the level set:

$F_2(x, y) = 0$ . As  $\mu$  approaches zero, the level set  $F_2(x, y) = 0$  approaches the  $x$ - and  $y$ -axes. As  $\mu$  becomes negative, the level sets of  $F_2$  are all bounded.

The situation for the level sets of  $F_3$  is similar with those of  $F_2$  apart from the fact that the zero level set for  $\mu = 0$  is the curve defined by

$$y = \frac{1}{x} \text{ or } y = -\frac{1}{x}.$$

Another difference is, as  $\mu$  becomes negative, we have four base points coming from infinity through the axis. These base points approach the origin as  $\mu \rightarrow \infty$ .

The level sets of  $F_3$  for negative  $\mu$  are all bounded closed curve, that intersect each other at the four base points. In Figure 1 in the third row, we have plotted three diagrams containing the level sets of  $F_3$  for  $\mu = 1, 0$ , and  $-1$ , respectively. The thickened curve is again the zero level set of  $F_3$ .

The level sets of  $F_4, F_5, F_6$ , and  $F_7$ . The diagrams in the fourth row of Figure 1 are the level sets of  $F_4, F_5, F_6$ , and  $F_7$ . We like to note that the  $F_5$  can be seen as the limit of  $\mu \rightarrow \infty$  of  $\frac{1}{\mu} F_k, k = 1, 2, 3$ .

### 5. Dynamics of the Ordinary Difference Equations

for  $z_1 = 1$  and  $z_2 = 2$

Let us consider the case where  $z_1 = 1$  and  $z_2 = 2$ . For this case, the mapping (3.3) is three-dimensional:

$$\begin{aligned} \bar{V}_2 &= \frac{(0_3 - 0_1 V_1 V_2)}{V_0 (0_2 V_1 V_2 - 0_1)}, \\ \bar{V}_1 &= V_2, \\ \bar{V}_0 &= V_1, \end{aligned} \quad (5.1)$$

with integrals (A.3) and (A.4) in Appendix A.

This three-dimensional map can be reduced to two-dimensional by defining:  $\zeta$  as

$$\zeta = \begin{pmatrix} x \\ y \end{pmatrix} = \begin{pmatrix} V_2 V_1 \\ V_1 V_0 \end{pmatrix}.$$

Similar reduction can be done for the case of even number  $z_2$ . Furthermore, let us write  $\theta = (\theta_1, \theta_2, \theta_3)$ . Let us consider a two-dimensional mapping, defined by:

$$\zeta_{n+1} = g_\theta(\zeta_n), \quad (5.2)$$

where

$$g_\theta : \mathbb{R}^2 \rightarrow \mathbb{R}^2,$$

$$(x, y) \mapsto \left( \frac{(\theta_3 - \theta_1 x)x}{(\theta_2 x - \theta_1)y}, x \right).$$

Consequently, the integral (A.3) can be written as:

$$G(x, y) = \theta_1 \left( \frac{x}{y} + \frac{y}{x} \right) - \theta_2 (x + y) - \theta_3 \left( \frac{1}{x} + \frac{1}{y} \right),$$

while (A.4) can be written as:

$$H_g(x, y, V_2) = \theta_1 \left( \frac{x^2}{V_2^2 y} + \frac{V_2^2 y}{x^2} + \frac{V_2^2}{x} + \frac{x}{V_2^2} \right) - \theta_2 V_2^2 \frac{y}{x} - \theta_3 \frac{x}{V_2^2 y}.$$

Thus, the solution of (5.2) is contained in a level set of  $G(x, y)$ , and by considering a level set of  $H_g(x, y, V_2)$ , we can reconstruct the full dynamics of (5.1). A similar technique as in the previous section can be applied to derive the seven functions that contain the dynamics of (5.2) for all values of the parameters.

**The normal forms.** The level sets of the integral  $G(x, y)$  for all values of the parameters are completely determined by the level sets of the following seven functions:

$$G_1(x, y) = \mu \left( \frac{x}{y} + \frac{y}{x} \right) - (x + y) - \left( \frac{1}{x} + \frac{1}{y} \right), \quad (5.3)$$



$$G_2(x, y) = \mu \left( \frac{x}{y} + \frac{y}{x} \right) - (x + y) + \left( \frac{1}{x} + \frac{1}{y} \right), \quad (5.4)$$

$$G_3(x, y) = \mu \left( \frac{x}{y} + \frac{y}{x} \right) - (x + y), \quad (5.5)$$

$$G_4(x, y) = \left( \frac{x}{y} + \frac{y}{x} \right) - \left( \frac{1}{x} + \frac{1}{y} \right), \quad (5.6)$$

$$G_5(x, y) = \left( \frac{x}{y} + \frac{y}{x} \right) + \left( \frac{1}{x} + \frac{1}{y} \right), \quad (5.7)$$

$$G_6(x, y) = \left( \frac{x}{y} + \frac{y}{x} \right) \quad (5.8)$$

and

$$G_7(x, y) = \left( \frac{1}{x} + \frac{1}{y} \right). \quad (5.9)$$

The level sets of  $G_1$ ,  $G_2$  and  $G_3$ . In contrast with the level sets of  $F_1$ , the level sets of the function  $G_1$  for various values of  $\mu$  are more complex. Note that, since:

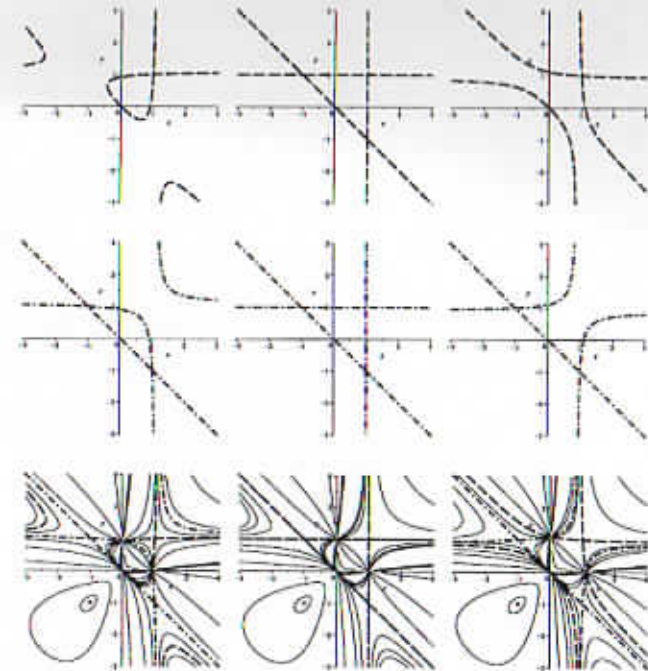
$$-G_1(-x, -y) = -\mu \left( \frac{x}{y} + \frac{y}{x} \right) - (x + y) - \left( \frac{1}{x} + \frac{1}{y} \right),$$

the level sets of  $G_1$  for  $\mu < 0$  is the same as for  $\mu > 0$  but reflected with respect to:  $(0, 0)$ . The same holds for  $G_2$  and  $G_3$ .

Let us first look at the neighborhood of  $\mu = 1$ . We define the following critical level sets:

- $C_{1,1} : G_1(x, y) = G_1(1, 1)$ , plotted using the dashed line curve,
- $C_{-1,1} : G_1(x, y) = G_1(-1, 1)$ , plotted using the dashed and dotted line curves, and
- $C_{-1,-1} : G_1(x, y) = G_1(-1, -1)$ , plotted using the solid line curve.

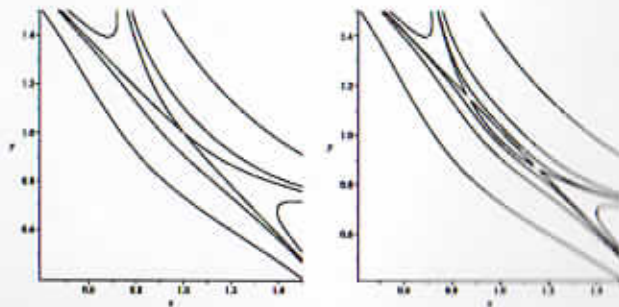
In Figure 3, we have plotted nine diagrams that illustrate the level sets of  $G_1$ ; the values of  $\mu$  for the diagrams in each column (from left to right) are for  $\mu = 1.1, 1$ , and  $0.9$ . From the diagrams in the first row, we can see the evolution of the critical level set:  $C_{1,1}$ , while in the second row:  $C_{-1,1}$ . As  $\mu$  varies from  $1.1$  to  $0.9$ , the critical level sets  $C_{1,1}$  and  $C_{-1,1}$  coalesce at  $\mu = 1$  and break up again. There is neither change of stability nor the location of the critical points of the function  $G_1$ , but the positions of base points are a bit shifted.



**Figure 3.** In this figure, we plotted the bifurcations of the critical level sets of the function  $G_1$ , for  $\mu$  in the neighborhood of  $1$ . The diagrams in the first row are the graphs of  $C_{1,1}$  for  $\mu = 1.1, 1.0$ , and  $0.9$  (respectively, from left to right). The diagrams in the second row are the graphs of  $C_{-1,1}$ , while the diagrams in the third row are the graphs of various level sets of  $G_1$ .

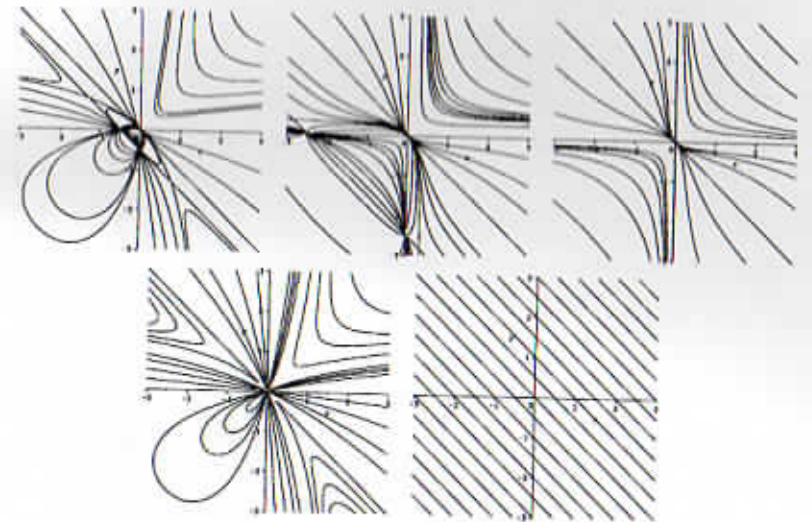
It is interesting to note that the critical point  $(1, 1)$  is of saddle type. Moreover, for  $\mu = 1.1$ , its stable and unstable manifolds are connected in a homoclinic loop. However, this homoclinic loop also contains two base points which are located in the positive part of the  $x$ -axis, and  $y$ -axis (see the upper left diagram in Figure 3). For the same value of  $\mu$ , the critical points  $(-1, 1)$  and  $(1, -1)$  are connected with each other in a heteroclinic cycle. Note that this connection also contains the previously mentioned base points (see the middle left diagram in Figure 3). At  $\mu = 1$ , the three critical points are connected in a heteroclinic loop, as the level sets  $C_{1,1}$  and  $C_{-1,1}$  coalesce. For  $\mu = 0.9$ , all of these connections disappear. A detailed study on the dynamics of (5.2) will be a subject of investigation in the future. Interesting question such as the time behavior of solution on the level set  $C_{1,1}$  forms a homoclinic loop.

In the neighborhood of  $\mu = \frac{1}{2}$ , the critical point at  $(1, 1)$  changes its stability. As  $\mu$  varies from 0.505 to 0.495, the critical point  $(1, 1)$  changes from a saddle type critical point to an elliptic critical point, through the usual period-doubling bifurcation, where another two saddle type critical points are created.



**Figure 4.** The period-doubling bifurcation of the critical point of  $G_1$  in the neighborhood of  $\mu = 0.5$ . The values of  $\mu$  are 0.505 (the diagram on the left) and 0.495 (the diagram on the right), respectively.

The level sets of  $G_2$  and  $G_3$  for  $\mu \geq 0$  are plotted in the five diagrams in Figure 5. There is no interesting bifurcation to note in this situation. The diagrams in the first row of Figure 5 are the level sets of  $G_2$  for  $\mu = 2, 0.4,$  and  $0$ , respectively. In the two diagrams in the second row, we plotted the level sets of  $G_3$  for  $\mu = 2$  and  $0$ . As  $\mu \rightarrow 0^+$ , the critical points and the base points go to infinity.



**Figure 5.** In this figure, the level sets of  $G_2$  and  $G_3$  are presented. The three diagrams in the first row are for  $G_2$  with  $\mu = 2, 0.4,$  and  $0$  (from left to right). The second row is for  $G_3$  with  $\mu = 0.5$  and  $0$ .

The level sets of  $G_4, G_5, G_6$  and  $G_7$ . Using a similar argument as for  $G_1, G_2$  and  $G_3$ , i.e.,

$$G_5(-x, -y) = \left(\frac{x}{y} + \frac{y}{x}\right) - \left(\frac{1}{x} + \frac{1}{y}\right) = G_4(x, y),$$

we conclude that the level sets of  $G_5$  are the same with  $G_4$  but reflected with respect to  $(0, 0)$ . The graph of some level sets of  $G_4$  is plotted in the first diagram in Figure 6.



The function  $G_6$  is the same with the function  $F_5$ . Thus, we refer to the second diagram in the fourth row in Figure 1 for the level sets of  $G_6$ . The level sets of  $G_7$  are presented as the second diagram in Figure 6:

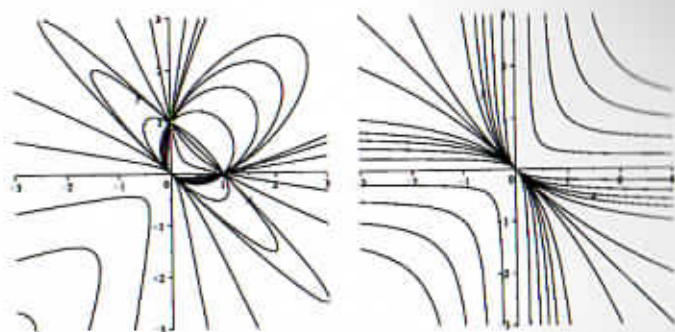


Figure 6. In this figure, we have plotted the level sets of  $G_4$  and  $G_7$ , for left and right, respectively.

### 6. Concluding Remarks

As is indicated in the previous section, there are still some aspects which have not been analyzed regarding dynamics of the system (4.1) or (5.2). We know that the system has an integral and that solutions are confined in a level set of that integral function. However, the integral function has singularities at where level sets for different values intersect. It is interesting to study the behavior of solutions in the neighborhood of these singular points.

For example, consider a solution  $\xi_n$  which starts at a particular point  $(x_0, y_0)$  on a level set  $F(x, y) = C_0$ . After  $N$  iterations, the solution arrives at one particular singular point.

How can we modify the system such that the solution can get out of that singular point and go to the  $n + 1$  iteration. If the system cannot be modified as such, then it means that every point in  $\{\xi_1, \dots, \xi_N\}$  is eventually singular. Generally speaking, it is very well possible that these eventually singular points are dense subset of the level set  $F(x, y) = C_0$ .

During the numerical experiments, we have done so far, we have observed some degenerate situation. For example, for system (5.2), we have found a manifold in the parameter space at where all solutions of the system are period-6. A description of a complete unfolding of this situation is instructive.

### Appendix A. Computation of Explicit Formulas for the Integrals Using the Staircase Method

For a general setting of the staircase method, see [10, 7]. To illustrate the staircase method for periodic reduction of a generalized  $\Delta\Delta$ -sine-Gordon equation (2.6), let us consider the situation for  $z_1 = 3$  and  $z_2 = 7$ . Equation (3.3) for this case becomes:

$$\begin{cases} \bar{V}_9 = \frac{0_3 - 0_1 V_3 V_7}{V_0(0_2 V_3 V_7 - 0_1)}, \\ \bar{V}_8 = V_9, \\ \vdots \\ \bar{V}_1 = V_2, \\ \bar{V}_0 = V_1. \end{cases} \tag{A.1}$$

For simplicity of the notation, we denote  $z = (z_1, z_2)^T$  and  $(l, m) \cdot z = lz_1 + mz_2$ .

Let us start at an arbitrary point on a two-dimensional lattice at where we have labelled that point as  $(0, 0)$ . Note that by using the formula in (3.1), we have  $V_{0,0} = V_{(0,0) \cdot z} = V_0$ . Then going to the right direction on the lattice is the point labeled by  $(1, 0)$ , which corresponds to:  $V_{(1,0) \cdot z} = V_3$ . We carry on going to the right direction on the lattice (twice the step) to have:  $V_{(2,0) \cdot z} = V_6$ , and  $V_{(3,0) \cdot z} = V_9$ . If we go further to the right, then

$$(4, 0) \cdot z = 12 > 3 + 7 = 10.$$

Instead, we go downward one step on the lattice to have:  $V_{(3,-1);z} = V_2$ . From this point, we can take two steps to the right to have:  $V_{(4,-1);z} = V_5$  and  $V_{(5,-1);z} = V_8$ . From this point, by the same argument as before, we go downward instead of going to the right on the lattice to have:  $V_{(5,-2);z} = V_1$ . Taking another two steps to the right, we have:  $V_{(6,-2);z} = V_4$  and  $V_{(7,-2);z} = V_7$ . Lastly, by going downward, we get back  $V_0$ . See Figure 7 for a graphical illustration. The monodromy matrix is computed as:

$$(P_{7,-3}^{\text{vert}})^{-1} P_{6,-2}^{\text{hor}} P_{5,-2}^{\text{hor}} (P_{5,-2}^{\text{vert}})^{-1} P_{4,-1}^{\text{hor}} P_{3,-1}^{\text{hor}} (P_{3,-1}^{\text{vert}})^{-1} P_{2,0}^{\text{hor}} P_{1,0}^{\text{hor}} P_{0,0}^{\text{hor}}.$$

This monodromy matrix is constructed by following the staircase illustrated in Figure 7:

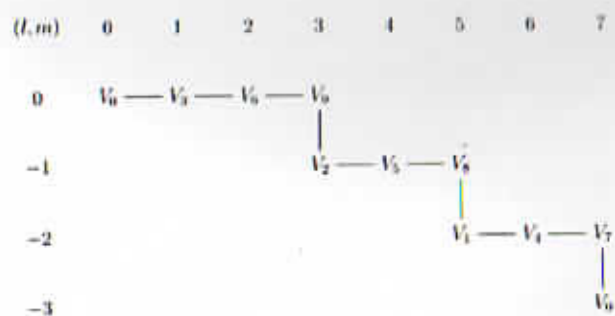


Figure 7. For the case where  $z_1 = 3$  and  $z_2 = 7$ .

The entries of the Lax matrices (2.5) depend on the parameter  $k^2$ . Then, in general, the trace of the monodromy matrix can be written as:

$$\sum_{j \in \mathcal{J}} H_{2j} k^{2j},$$

where  $\mathcal{J}$  is a finite subset of  $\mathbb{Z}$ . As a consequence,  $H_{2j}$ ,  $j \in \mathcal{J}$ , are the integrals of (3.3).

Let us now present some explicit formulas for the integrals of the mapping (3.3), for the case where  $z_1 = 1$  and various choices of  $z_2$ . In these cases, the integrals of the mapping are linear in the parameters:  $\theta_1$ ,  $\theta_2$ , and  $\theta_3$ .

**The case where  $z_2 = 1$ .** The mapping (3.3) has integral:

$$H_0 = \theta_1 \left( \frac{V_0}{V_1} + \frac{V_1}{V_0} \right) - \theta_2 V_0 V_1 - \theta_3 \frac{1}{V_1 V_0}. \tag{A.2}$$

Clearly, in this case, the integral  $H_g$  in (3.4) and the integral  $K_g$  in (3.5) are the same.

**The case where  $z_2 = 2$ .** The mapping (3.3) has integral:

$$H_0 = \theta_1 \left( \frac{V_0}{V_2} + \frac{V_2}{V_0} \right) - \theta_2 (V_0 V_1 + V_1 V_2) - \theta_3 \left( \frac{1}{V_0 V_1} + \frac{1}{V_1 V_2} \right). \tag{A.3}$$

This integral is the same with  $K_g$ . Thus, in this case, we have another integral which is  $H_g$ , i.e.:

$$H_g = \theta_1 \left( \frac{V_1}{V_0} + \frac{V_0}{V_1} + \frac{V_2}{V_1} + \frac{V_1}{V_2} \right) - \left( \theta_2 V_0 V_2 + \theta_3 \frac{1}{V_0 V_2} \right). \tag{A.4}$$

**The case where  $z_2 = 3$ .** In this case, the mapping (3.3) is defined on  $\mathbb{R}^4$ . Computing the trace of the monodromy matrix gives us two integrals, i.e.,

$$H_0 = \theta_1 \left( \frac{V_0}{V_3} + \frac{V_3}{V_0} \right) - \theta_2 (V_0 V_1 + V_1 V_2 + V_2 V_3) - \theta_3 \left( \frac{1}{V_0 V_1} + \frac{1}{V_1 V_2} + \frac{1}{V_2 V_3} \right)$$

and

$$H_2 = \theta_1 \left( \frac{V_0}{V_1} + \frac{V_1}{V_2} + \frac{V_2}{V_3} + \frac{V_3}{V_0} + \frac{V_2}{V_1} + \frac{V_3}{V_2} \right) - \theta_2 V_0 V_3 - \frac{\theta_3}{V_0 V_3}.$$

One can see that  $H_g = H_2$  while  $K_g = H_0$ .



The case where  $z_2 = 4$ . For  $z_2 = 4$ , the mapping is defined on  $\mathbb{R}^5$ .

There exist two integrals:

$$H_0 = \theta_1 \left( \frac{V_0}{V_4} + \frac{V_4}{V_0} \right) - \theta_2 (V_0 V_1 + V_1 V_2 + V_2 V_3 + V_3 V_4) \\ - \theta_3 \left( \frac{1}{V_0 V_1} + \frac{1}{V_1 V_2} + \frac{1}{V_2 V_3} + \frac{1}{V_3 V_4} \right)$$

and

$$H_2 = \theta_1 \left( \frac{V_0}{V_2} + \frac{V_1}{V_3} + \frac{V_2}{V_4} + \frac{V_2}{V_0} + \frac{V_3}{V_1} + \frac{V_4}{V_2} + \frac{V_0 V_3}{V_4 V_1} \right. \\ \left. + \frac{V_3 V_2}{V_4 V_1} + \frac{V_0 V_3}{V_2 V_1} + \frac{V_2 V_1}{V_0 V_3} + \frac{V_4 V_1}{V_3 V_2} + \frac{V_4 V_1}{V_0 V_3} \right) \\ - \theta_2 \left( \frac{V_0 V_4 V_3}{V_2} + V_0 V_3 + \frac{V_0 V_4 V_1}{V_2} + V_4 V_1 \right) \\ - \theta_3 \left( \frac{V_2}{V_0 V_4 V_1} + \frac{1}{V_0 V_3} + \frac{V_2}{V_0 V_4 V_3} + \frac{1}{V_4 V_1} \right).$$

Just as in the case where  $z_2 = 2$ , none of the integrals above is the same with  $H_g$ .

The case where  $z_2 = 5$ . For  $z_2 = 5$ , (3.3) is a mapping on  $\mathbb{R}^6$  which has three integrals. The first one is

$$H_0 = \theta_1 \left( \frac{V_0}{V_5} + \frac{V_5}{V_0} \right) - \sum_{j=0}^4 \left( \theta_2 V_j V_{j+1} + \theta_3 \frac{1}{V_j V_{j+1}} \right).$$

The second integral can be written as:

$$H_2 = \theta_1 H_2^1 - \theta_2 H_2^2 - \theta_3 H_2^3,$$

with

$$H_2^1 = \frac{V_0}{V_3} + \frac{V_4}{V_1} + \frac{V_5}{V_2} + \frac{V_2}{V_5} + \frac{V_1}{V_4} + \frac{V_3}{V_0} + \frac{V_0 V_3}{V_5 V_1} + \frac{V_0 V_4}{V_5 V_2} + \frac{V_3 V_2}{V_0 V_4}$$

$$+ \frac{V_0 V_4}{V_2 V_1} + \frac{V_3 V_2}{V_5 V_1} + \frac{V_4 V_3 V_0}{V_5 V_2 V_1} + \frac{V_0 V_4}{V_3 V_2} + \frac{V_4 V_3}{V_5 V_1} + \frac{V_2 V_1}{V_0 V_4} \\ + \frac{V_5 V_1}{V_4 V_3} + \frac{V_5 V_2 V_1}{V_4 V_3 V_0} + \frac{V_4 V_2}{V_0 V_4} + \frac{V_3 V_1}{V_3 V_2} + \frac{V_5 V_1}{V_0 V_3}.$$

$$H_2^2 = V_0 V_3 + V_5 V_2 + V_4 V_1 + \frac{V_5 V_4 V_0}{V_2} + \frac{V_0 V_5 V_1}{V_3} + \frac{V_4 V_3 V_0}{V_2} \\ + \frac{V_5 V_2 V_1}{V_3} + \frac{V_5 V_4 V_1}{V_3} + \frac{V_4 V_1 V_0}{V_2} + \frac{V_0 V_3 V_4 V_1}{V_3 V_2}$$

and

$$H_2^3 = \frac{1}{V_5 V_2} + \frac{1}{V_4 V_1} + \frac{1}{V_0 V_3} + \frac{V_3 V_2}{V_0 V_5 V_4 V_1} \\ + \frac{V_3}{V_0 V_5 V_1} + \frac{V_2}{V_4 V_1 V_0} + \frac{V_3}{V_5 V_2 V_1} + \frac{V_2}{V_5 V_4 V_0} + \frac{V_3}{V_5 V_4 V_1} + \frac{V_2}{V_4 V_3 V_0}.$$

Lastly, the third integral is

$$H_4 = \theta_1 \left( \frac{V_0}{V_1} + \frac{V_3}{V_2} + \frac{V_2}{V_3} + \frac{V_3}{V_4} + \frac{V_1}{V_0} + \frac{V_5}{V_4} + \frac{V_2}{V_1} + \frac{V_1}{V_2} + \frac{V_4}{V_3} + \frac{V_4}{V_5} \right) \\ - \theta_2 V_0 V_5 - \frac{\theta_3}{V_0 V_5}.$$

This last integral  $H_4$  is equal to  $H_g$  for  $z_1 = 1$  and  $z_2 = 5$ .

The case where  $z_2 = 6$ . For  $z_2 = 6$ , the mapping is seven-dimensional with three integrals. The first integral is

$$H_0 = \theta_1 \left( \frac{V_0}{V_6} + \frac{V_6}{V_0} \right) - \sum_{j=0}^5 \left( \theta_2 V_j V_{j+1} + \theta_3 \frac{1}{V_j V_{j+1}} \right).$$

The second integral can be written as:

$$H_2 = \theta_1 H_2^1 - \theta_2 H_2^2 - \theta_3 H_2^3,$$

where

$$\begin{aligned}
 H_2^1 &= \frac{V_0}{V_4} + \frac{V_5}{V_1} + \frac{V_2}{V_6} + \frac{V_6}{V_2} + \frac{V_1}{V_5} + \frac{V_4}{V_0} + \frac{V_0V_5}{V_6V_3} + \frac{V_2V_1}{V_0V_5} \\
 &+ \frac{V_3V_2}{V_0V_5} + \frac{V_6V_1}{V_0V_3} + \frac{V_6V_3}{V_0V_5} + \frac{V_6V_1}{V_4V_3} + \frac{V_6V_1}{V_5V_4} + \frac{V_6V_1}{V_3V_2} + \frac{V_0V_3}{V_6V_1} + \frac{V_3V_2}{V_6V_1} \\
 &+ \frac{V_4V_3}{V_6V_1} + \frac{V_0V_4}{V_6V_2} + \frac{V_5V_4}{V_6V_1} + \frac{V_6V_2}{V_0V_4} + \frac{V_0V_5}{V_3V_2} + \frac{V_0V_5}{V_4V_3} + \frac{V_4V_3}{V_0V_5} + \frac{V_0V_5}{V_2V_1} \\
 &+ \frac{V_6V_2V_1}{V_0V_5V_4} + \frac{V_6V_3V_2}{V_0V_3V_4} + \frac{V_4V_3V_0}{V_6V_2V_1} + \frac{V_6V_2V_1}{V_4V_3V_0} + \frac{V_0V_5V_4}{V_6V_2V_1} + \frac{V_0V_5V_4}{V_6V_3V_2} \\
 H_2^2 &= \frac{V_5V_4V_1}{V_3} + \frac{V_0V_5V_4}{V_2} + V_5V_2 + V_4V_1 + \frac{V_0V_5V_1}{V_3} + \frac{V_5V_2V_1}{V_3} + \frac{V_6V_5V_1}{V_3} \\
 &+ \frac{V_4V_3V_0}{V_2} + \frac{V_0V_6V_5V_1}{V_3V_2} + \frac{V_0V_6V_5V_1}{V_4V_3} + \frac{V_6V_3V_2}{V_4} + \frac{V_6V_3V_2V_1}{V_4V_3} + V_6V_3 \\
 &+ V_0V_3 + \frac{V_6V_2V_1}{V_4} + \frac{V_0V_6V_1}{V_4} + \frac{V_0V_6V_3}{V_2} + \frac{V_0V_5V_4V_1}{V_3V_2} + \frac{V_0V_4V_1}{V_2} + \frac{V_6V_3V_2}{V_4} \\
 H_2^3 &= \frac{V_2}{V_0V_4V_1} + \frac{V_3}{V_5V_4V_1} + \frac{V_2}{V_4V_3V_0} + \frac{V_3V_2}{V_6V_5V_1V_0} + \frac{V_4}{V_6V_5V_2} + \frac{1}{V_6V_3} \\
 &+ \frac{V_3}{V_5V_2V_1} + \frac{1}{V_0V_3} + \frac{V_4}{V_6V_2V_1} + \frac{V_4V_3}{V_6V_5V_2V_1} + \frac{V_2}{V_0V_5V_4} + \frac{V_2}{V_0V_6V_5} \\
 &+ \frac{V_4V_3}{V_6V_5V_1V_0} + \frac{V_4}{V_6V_1V_0} + \frac{V_3V_2}{V_0V_5V_4V_1} + \frac{1}{V_5V_2} + \frac{1}{V_4V_1} + \frac{V_4}{V_6V_3V_2} \\
 &+ \frac{V_3}{V_6V_5V_1} + \frac{V_3}{V_5V_1V_0}
 \end{aligned}$$

and

$$\begin{aligned}
 H_4 &= \theta_1 \left( \frac{V_4}{V_2} + \frac{V_3}{V_1} + \frac{V_3}{V_5} + \frac{V_4V_1}{V_5V_2} + \frac{V_0V_5}{V_4V_1} + \frac{V_5V_4}{V_6V_3} + \frac{V_2V_1}{V_0V_3} + \frac{V_4V_1}{V_0V_5} + \frac{V_4V_3}{V_5V_2} \right. \\
 &\left. + \frac{V_3V_2}{V_4V_1} + \frac{V_6}{V_4} + \frac{V_0}{V_2} + \frac{V_1}{V_3} + \frac{V_2}{V_0} + \frac{V_5}{V_3} + \frac{V_4}{V_6} + \frac{V_5V_2}{V_6V_1} \right)
 \end{aligned}$$

$$\begin{aligned}
 &+ \frac{V_0V_5}{V_6V_1} + \frac{V_6V_3}{V_5V_4} + \frac{V_6V_1}{V_5V_2} + \frac{V_6V_3}{V_5V_2} + \frac{V_6V_1}{V_0V_5} + \frac{V_0V_3}{V_4V_1} \\
 &+ \frac{V_5V_2}{V_6V_3} + \frac{V_4V_1}{V_3V_2} + \frac{V_4V_1}{V_0V_3} + \frac{V_5V_2}{V_4V_1} + \frac{V_5V_2}{V_4V_3} + \frac{V_0V_3}{V_2V_1} + \frac{V_2}{V_4} \Big) \\
 &- 0_2 \left( V_6V_1 + \frac{V_0V_6V_5}{V_4} + \frac{V_0V_6V_3}{V_4} + \frac{V_6V_1V_0}{V_2} + V_0V_5 + \frac{V_0V_6V_3}{V_2} \right) \\
 &- 0_3 \left( \frac{V_4}{V_0V_6V_5} + \frac{V_4}{V_0V_6V_3} + \frac{V_2}{V_0V_6V_3} + \frac{1}{V_0V_5} + \frac{1}{V_6V_1} + \frac{V_2}{V_6V_1V_0} \right).
 \end{aligned}$$

Again, in this case, none of the integrals above is the same with  $H_g$ .

**Acknowledgment**

L. Zakaria acknowledges the support from a Lampung University Postgraduate Research Grants 2015. The research of J. M. Tuwankotta was supported by Riset KK ITB 2014 and KNAW SPIN Program 2008. At the early stage of this research, discussion and help of Prof. G. R. W. Quispel (Latrobe University) and the Late Prof. J. J. Duistermaat (Utrecht University) are greatly acknowledged.

**References**

- [1] V. E. Adler, A. I. Bobenko and Yu. B. Suris, Discrete nonlinear hyperbolic equations, Classification of Integrable Cases, Functional Analysis and its Applications 43(1) (2009), 317 (English Version of Funkts. Anal. Prilozh. 43(1) (2009), 321.)
- [2] H. W. Capel and R. Sahadevan, A new family of four-dimensional symplectic and integrable mappings, Physica A 289 (2001), 86-106.
- [3] J. J. Duistermaat, Discrete Integrable Systems, QRT Maps, and Elliptic Surfaces, Springer Monographs in Mathematics, Vol. 304, Springer, Berlin, 2010.
- [4] R. Hirota, Nonlinear partial difference equations III: Discrete sine-Gordon equation, J. Phys. Soc. Japan 43 (1977), 2079-2086.



- [5] A. Iatrou and J. A. Roberts, Integrable mappings of the plane preserving biquadratic invariant curves II, *Nonlinearity* 15 (2002), 459-489.
- [6] Peter H. van der Kamp, O. Rojas and G. R. W. Quispel, Closed-form expressions for integrals of MKdV and sine-Gordon maps, *J. Phys. A: Math. Theor.* 40 (2007), 12789-12798.
- [7] P. H. van der Kamp and G. R. W. Quispel, The staircase method: integrals for periodic reductions of integrable lattice equations, *J. Phys. A: Math. Theor.* 43 (2010), 34 pp.
- [8] P. Kassotakis and N. Joshi, Integrable non-QRT mappings of the plane, *Lett. Math. Phys.* 91 (2010), 71.
- [9] F. W. Nijhoff, G. R. W. Quispel and H. W. Capel, Direct linearization of nonlinear difference-difference equations, *Phys. Lett. A* 97 (1983), 125-128.
- [10] V. G. Papageorgiou, F. W. Nijhoff and H. W. Capel, Integrable mappings and nonlinear integrable lattice equations, *Phys. Lett. A* 147(2-3) (1990), 106-114.
- [11] G. R. W. Quispel, H. W. Capel, V. G. Papageorgiou and F. W. Nijhoff, Integrable mappings derived from soliton equations, *Physica A* 173 (1991), 243-266.
- [12] G. R. W. Quispel, J. A. G. Roberts and C. J. Thompson, Integrable mappings and soliton equations II, *Physica D* 34 (1989), 183-192.
- [13] J. A. G. Roberts, G. R. W. Quispel and C. J. Thompson, Integrable mappings and soliton equations, *Phys. Lett. A* 126 (1988), 419-421.
- [14] V. M. Rothos, Homoclinic orbits in near-integrable double discrete sine-Gordon equation, *J. Phys. A: Math. Gen.* 34(17) (2001), 3671.
- [15] J. M. Tuwankotta, G. R. W. Quispel and K. M. Tamizhmani, Dynamics and bifurcations of a 3-dimensional piecewise-linear integrable map, *J. Phys. A: Math. General* 37 (2004), 12041-12058.
- [16] J. M. Tuwankotta and G. R. W. Quispel, On a generalized sine-Gordon ordinary difference equation (unpublished).

## Far East Journal of Dynamical Systems

### *Editors*

**Shigeo Akashi, Japan**

**Luca Guerrini, Italy**

**Yoshihiro Hamaya, Japan**

**Stefano Isola, Italy**

**Yangming Li, China**

**Wenxian Shen, USA**

**Guo Wei, USA**

**Xiao-Jun Yang, China**

**Huaizhong Zhao, UK**

**Peter Giesl, United Kingdom**

**Yuzhen Guo, China**

**Nicolai T. Haydn, USA**

**Marco Lenzi, Italy**

**Claudiu C. Remsing, South Africa**

**Wei Wang, China**

**Xiaoping Xue, China**

**Tonghua Zhang, Australia**

**Jian-Hua Zheng, China**