

Earthworm population under different soil tillage and herbicide application at integrated field laboratory agriculture faculty, University of Lampung

By S Yusnaini A Niswati; M A S Arif; Y Komalasari; N Kaneko

PAPER • OPEN ACCESS

2

Earthworm population under different soil tillage and herbicide application at integrated field laboratory agriculture faculty, University of Lampung

5

To cite this article: S Yusnaini *et al* 2018 *IOP Conf. Ser.: Earth Environ. Sci.* **215** 012015View the [article online](#) for updates and enhancements.**IOP | ebooks™**

Bringing you innovative digital publishing with leading voices to create your essential collection of books in STEM research.

Start exploring the collection - download the first chapter of every title for free.

LEMBAR PENGESAHAN

Judul : ² Earthworm population under different soil tillage and herbicide application at integrated field laboratory agriculture faculty, University of Lampung

Penulis : S Yusnaini, A Niswati, M A S Arif, Y Komalasari and N Kaneko

NIP : 19610419198503 1004

Instansi : Fakultas Pertanian, Universitas Lampung

Publikasi : ¹¹ IOP Conference Series: Earth and Environmental Science Vol 215 Tahun 2018 Hal: 1-5

Impact Factor : -

Penerbit : IOP

URL/ web : <https://iopscience.iop.org/issue/1755-1315/215/1>


Wakil
Dean Fakultas Pertanian
Universitas Lampung



Prof. Dr. Irwan Sukri Banuwa, M.Si.
NIP 19611020198603 1002


Bandar Lampung, 30 Juli 2019

Penulis



Dr. Ir. M. Ach Syamsul Arif, M.Sc.
NIP 19610419198503 1004

Menyetujui:
Ketua Lembaga Penelitian dan Pengabdian Kepada Masyarakat
Universitas Lampung



Warsono, Ph. D.
NIP 196302161987031003

DOKUMENTASI LEMBAGA PENELITIAN DAN PENGABDIAN KEPADA MASYARAKAT UNIVERSITAS LAMPUNG	
TGL	9 8 2019
NO. INVEN	175 / P / B / I / FP / 2019
JENIS	Prosiding
PARAF	ST

Earthworm population under different soil tillage and herbicide application at integrated field laboratory agriculture faculty, University of Lampung

S Yusnaini^{1*}, A Niswati¹, M A S Arif¹, Y Komalasari¹ and N Kaneko^{2*}

¹Faculty of Agriculture, University of Lampung, Jl. Prof. Sumantri Brojonegoro No.1 Bandar Lampung 35145, Lampung, Indonesia

²Soil Ecology Research Group, Graduate School of Environment and Information Sciences, YNU,79-7 Toki Wadai, Yokohama 240-8501, Japan

*Email: sri.yusnaini@fp.unila.ac.id and kanekono@ynu.ac.jp

Abstract. This study were aimed to determine the effect of soil tillage and herbicide on earthworm populations. The experiment was designed by using completely randomized block design with two factors, i.e.; soil tillage systems consists of full tillage (T₁) and minimum tillage (T₀) and herbicide application (H) consists of herbicide (H₁) and non-herbicide (H₀). Herbicides with isopropylamine glyphosate + 2,4D active ingredient was application as treatment at level dosage 160 mL per 16 L of water. Soil sampling by using monolith and earthworm were collect by hand sorting methods. The data were analyzed by ANOVA and LSD test. The results showed that the soil tillage has no effect on the population and biomass of earthworms, but application of herbicide affected on earthworm population at one day after herbicide application. Earthworm population were higher in plot with no herbicide application (86 ind·m⁻²) than that plot with herbicide application (33 ind·m⁻²). However, at all combination treatment, earthworm population were increase followed by cassava growth. Population and biomass of earthworms found to be higher in the soil layer 0–10 cm than that 10–20 cm and 20–30 cm soil layers. Furthermore, soil water content had correlation with earthworm population.

1. Introduction

Earthworm is a soil macro fauna that presence in the soil is very important role in many soil functions such as nutrient availability, soil structure and organic matter dynamics [1]. However, earthworm distribution and activity are affected by soil moisture, organic matter, texture and pH [2]. Soil management likes soil tillage in agricultural soils can affect soil bio through changes in habitat [3], loss of organic matter [4], moisture and temperature dynamics [4]. Earthworm population change due to soil tillage depends on tillage intensity [2, 5]. Furthermore, reduced tillage intensity increased earthworm abundances and species diversity [3]. However, in reduce tillage systems, weeds become a problem [6], especially grasses and perennial weeds [7] and application of chemical herbicide have become the weed control strategy. Herbicide applications may reduce or maintain weed diversity [8, 9], but they can become a toxicological risk for earthworm. Earthworm are sensitive to the presence of chemical in the soil due to chemoreceptor distributed on their body surface [10]. Herbicides affect the feeding behavior of earthworms, which was reflected in the weight loss and reproductive capacity [11] and reduce cocoon production [12].



Content from this work may be used under the terms of the [Creative Commons Attribution 3.0 licence](https://creativecommons.org/licenses/by/3.0/). Any further distribution of this work must maintain attribution to the author(s) and the title of the work, journal citation and DOI.

Published under licence by IOP Publishing Ltd

The mortality of earthworms in soils and excessive use of herbicide is still vague. Some herbicides are directly toxic to earthworm while others have virtually no effects [13]. Based on this condition, it's necessary to study the effect of soil tillage and chemical herbicide application on the existence of earthworm in cassava cultivation.

2. Materials and Methods

The research was conducted at the Integrated Field Laboratory, Agriculture Faculty University of Lampung (50°22'11.38" S, 105°14'25.96" E) on May 2014. The experiment was designed by using completely randomized block design (RCBD) with two factors, i.e.; soil tillage systems consists of full tillage (T1) and minimum tillage (T0) and herbicide application (H) consists of with herbicide (H1) and without herbicide (H0). The Herbicides with active ingredient isopropylamine glyphosate + 2.4D was application as treatment at level dosage 160 mL per tank (16 L of water). Earthworm population sampling during cassava growth was done at 0, 3, 6, 11 month after planting cassava by using soil monolith and earthworm were collect by hand sorting methods. The data were analyzed by ANOVA and LSD test at 5% significant level and correlation between earthworm population and biomass with soil organic-C, soil pH, soil water content and soil temperature.

3. Results and Discussion

Based on statistical analysis effect of tillage and herbicides on the earthworm population and biomass could be seen in table 1. Table 1 shown that the tillage systems has no effect on the earthworm populations and biomass in each month of observation, whereas herbicide application affect on earthworm populations only at 0 MAP.

Table 1. Analysis of variant effect of soil tillage and herbicide application on earthworm populations and biomass.

Treatment	Month							
	12 MAP		3MAP		6 MAP		11 MAP	
	EP	EB	EP	EB	EP	EB	EP	EB
Tillage (T)	ns	ns	ns	ns	ns	ns	ns	ns
Herbicide (H)	*	ns	ns	ns	*	ns	ns	ns
TxH	ns	ns	ns	ns	ns	ns	ns	ns

Note: MAP= Months after planting; EP= earthworms population; EB= earthworm biomass; ns= non-significant; *= significant at 5% level.

3.1. Earthworm populations and biomass

Based on statistical analysis, tillage systems has no effect on earthworm populations and biomass. It is might be caused that the duration of experiment is too short. Many literature search revealed few studies that have assessed the effects of tillage systems on earthworms over the short and medium timescales simultaneously in both conventional (full) tillage and minimum tillage. However, it can be seen in figure 1, earthworm abundance on minimum tillage relatively higher than that earthworm population on full tillage due organic material content. Organic materials on minimum tillage are came from weeds and litter at surface layers, whereas on full tillage weeds and litter are cleared off from surface layer. Furthermore, earthworm distribution along soil depth was different. Earthworm population per layer shows that neither the population nor the earthworm biomass was higher in the soil top layers (0–10 cm). This is caused by rich of organic material at top soil. Organic matter is one of the deciding factors that affect of macrofauna distribution on the below and above ground as well as a source of energy for soil fauna and microorganisms [14, 15].

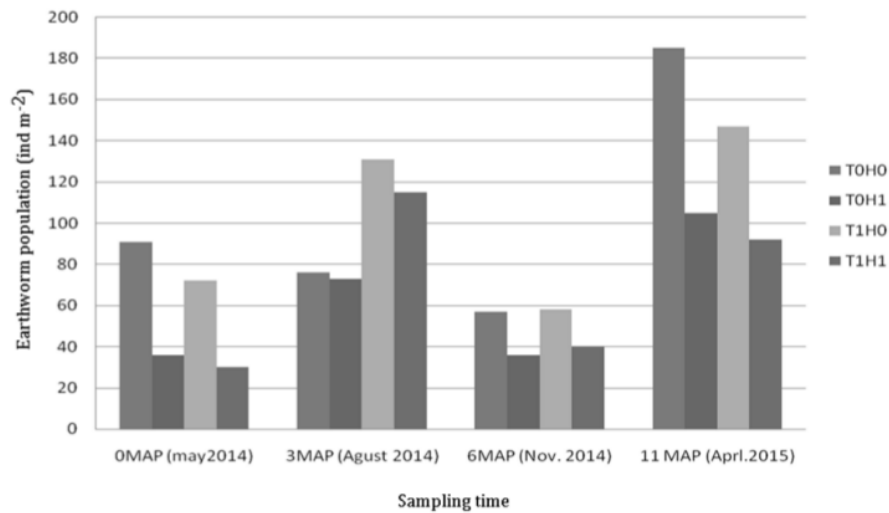


Figure 1. Earthworm population at sampling time 0, 3, 6, and 11 MAP (MAP: Months after planting); T0: minimum tillage; T1: full tillage; H0: without herbicides; H1: herbicide application).

Figure 1 shows that earthworm population at 11 MAP was higher compared to others observation and the highest number of earthworm is in minimum tillage without herbicide application (T_0H_0) 190 ind·m⁻². The highest number of earthworm at 11 MAP might be caused by the full canopy of cassava make the soil microclimate, such us soil temperature and moisture are comfortable to earthworm living [2].

Based on ANOVA at table 1, herbicide application had significant effect on earthworm populations only at 0 MAP (before planting). Based on LSD test, weed control using herbicides has an earthworm population lower than that without application of herbicides (table 2), however at 3, 6 and 11 MAP herbicide application had no effect on earthworm number. The active ingredient glyphosate was eaten by earthworms can have an effect on earthworm breeding [16].

6

Table 2. The effect of herbicides application on earthworm population at 0 MAP.

Treatment	Population (ind·m ⁻²)
Without Herbicides (H_0)	86 a
Herbicide Applications (H_1)	33 b
LSD _{0.05}	37

3.2. The relationship between earthworm's population and biomass with some soil properties

Other factors that have an effect on earthworm populations i.e. soil properties such as soil organic carbon, soil pH, soil temperature and soil moisture content (humidity). The relationship between earthworm's population and biomass with some soil properties were shown in table 3. Based table 3, soil organic-C, and soil pH, have no correlation with earthworm populations and biomass. However, soil water content had positively correlated with earthworms population, it is caused by earthworms are extremely sensitive with soil humidity. Soil water content is needed by earthworms to keep his skin in order to function normally i.e. for respiration. Earthworm's biomass consists of 75–90% water, so the humidity is very important to earthworm life cycle. When the soil water content is too high, earthworms will move to find a suitable and then their skins could be normally functioning. The

optimum range of soil humidity for earthworm's growth is 15–50% [17]. Furthermore, temperature had positive correlation with earthworm populations. Earthworm is soil biota that very sensitive to the temperature, however the earthworms can still tolerate in temperatures above 30°C with high humidity. A temperature that is too low is also not preferred by earthworms, as it will affect hatching cocoon earthworms.

Table 3. Correlation between earthworms population (ind·m⁻²) and earthworm biomass (g·m⁻²) with soil properties.

Variable/Sampling time	The correlation coefficient (r)	
	The number of earthworms	Earthworm biomass
Soil analysis Before		
Cassava Planting 0 MAP		
C-organic	0.39 ^{ns}	0.49 ^{ns}
soil pH	0.21 ^{ns}	0.51 ^{ns}
Water content of soil	0.18 ^{ns}	0.31 ^{ns}
Soil temperature	0.36 ^{ns}	0.01 ^{ns}
Soil Analysis at 3 MAP		
C-organic	0.25 ^{ns}	0.03 ^{ns}
soil pH	0.19 ^{ns}	0.21 ^{ns}
Water content of soil	0.46 ^{ns}	0.15 ^{ns}
Soil temperature	0.29 ^{ns}	0.01 ^{ns}
Soil Analysis at 6 MAP		
C-organic	0.02 ^{ns}	0.26 ^{ns}
soil pH	0.37 ^{ns}	0.24 ^{ns}
Water content of soil	0.79 [*]	0.41 ^{ns}
Soil temperature	0.51 [*]	0.41 ^{ns}
Soil Analysis at 11 MAP		
C-organic	0.31 ^{ns}	0.16 ^{ns}
soil pH	0.28 ^{ns}	0.49 ^{ns}
Water content of soil	0.03 ^{ns}	-0.64 [*]
Soil temperature	-0.31 ^{ns}	0.21 ^{ns}

Note: note ns: not significant; *: significant.

4. Conclusion

Soil tillage system both full tillage or minimum tillage does not affect the population and biomass earthworms on the growing cassava season. While, herbicide application decreased earthworms population only at one month after herbicide application (0 MAP), but has no effect on earthworm populations and biomass at sampling time 3, 6 and 11 MAP. The earthworm population and biomass was higher in the topsoil (0–10 cm) compared with the deep soil layers (10–20 cm and 20–30cm). The soil moisture content and soil temperature had positive correlation with earthworm population.

References

- [1] Edwards C A and Arancon 2004 *Interactions among Organic Matter, Earthworms and Microorganism in Promoting Plant Growth* (New York: CRC Press) pp 328–329
- [2] Curry J P 2004 *Earthworm Ecology* 91–113 DOI: 10.1201/9781420039719.pt3
- [3] Van Capelle C, Schrader S and Brunotte J 2012 *European Journal of Soil Biology* **50** 165–181
- [4] Hendrix PF, Mueller B R and Bruce RR 1992 *Soil Biology and Biochemistry* **24**(12) 1357–1361
- [5] Chan K Y 2001 *Soil Tillage Research* 57 179–191
- [6] Zarea MJ, Ghalavand A, Mohammadi Goltapeh E and Rejali F 2010 *Journal of Plant Protection Research* **50** 463–469

- [7] Plesant JM, McCollum R E and Coble H D 1990 *Agronomy Journal* **82** 102–112
- [8] Derkensen DA, Thomas AG, Lafond GP, Loeppky H A and Swanton CJ 1995 *Weed Research* **35** 311–320
- [9] Fryer JD and Chancellor R J 1970 *Botanical Society of the British Isles Report* **11** 105–118
- [10] Rienecke S A and Rienecke A J 2007 *Ecotoxicology and Environmental Safety* **66** 244–251
- [11] Venter J M and Reinecke A J 1988 *Sublethal Ecotoxicological Effects of Dieldrin on the Earthworm E. foetida (oligochaeta)* In: Edwards CA Neuhauser EF (Eds) *Earthworms in Waste and Environmental Management* (Netherlands: SPB Academic Publishing) pp 337–353
- [12] Muthukaruppan G, Janardhanan S and Vijayalakshmi GS 2005 *Journal of Soils Sediments* **5** 82–86
- [13] Brown AWA 1978 *Ecology of Pesticides* (New York: John Wiley and Sons) 525 pp
- [14] Sugiyarto, Manan E, Edwi M, Yogi S, Eko H and Lily A 2007 *Jurnal Biodiversitas* **7** 96–100
- [15] Subowo 2010 *Jurnal Sumberdaya Lahan* **4** 13–25
- [16] Madani R G 2013 *Jurnal Mahasiswa Pendidikan Biologi* **2** 175–182
- [17] Rukmana R 1999 *Budi Daya Cacing Tanah* (Yogyakarta: Kanisius)

**LEMBAR
HASIL PENILAIAN SEJAWAT SEBIDANG ATAU PEER REVIEW
KARYA ILMIAH : PROSIDING DAN MAKALAH YANG DIPRESENTASIKAN**

Judul Makalah/ Poster : Earthworm Population under different soil tillage and Herbicide Application at integrated field Laboratory Agriculture Faculty, University of Lampung.

Penulis Makalah/ Poster : Sri Yusnaini, Ainin Niswati, M.A. Syamsul Arif, Y Komalasari and N.Kaneko.

Identitas Makalah/ Poster : a. Nama Prosiding : IOP Conference Series: Earth and Environmental Science
c. ISBN :
c. Tahun Terbit : 2018
d. Penerbit : IOP Conference Series:
e. Jumlah Halaman : 5 Halaman

*terindeks Scopus
berimpact factor*

- Kategori Publikasi Jurnal Ilmiah : Prosiding Forum Ilmiah Internasional (Dipresentasikan secara Oral Dimuat dalam Prosiding)
(beri tanda V pada kategori yang tepat) Prosiding Forum Ilmiah Nasional (Dipresentasikan secara Oral Dimuat dalam Prosiding)
 Prosiding Forum Ilmiah Internasional (Poster/ Tidak Disajikan tetapi Dimuat dalam Prosiding)
 Prosiding Forum Ilmiah Nasional (Poster/ Tidak Disajikan tetapi Dimuat dalam Prosiding)
 Makalah Forum Ilmiah Internasional (Disajikan tetapi Tidak Dimuat dalam Prosiding)
 Makalah Forum Ilmiah Nasional (Disajikan tetapi Tidak Dimuat dalam Prosiding)

Hasil Penilaian Peer Review :

Komponen yang dinilai	Nilai Maksimal Prosiding/ Makalah Dipresentasikan :						Nilai yang Diberikan Penilai (NP)
	Dipresentasikan secara Oral Dimuat dalam Prosiding <i>Scopus</i>		Disajikan dalam Bentuk Poster/ Tidak Disajikan tetapi Dimuat dalam Prosiding		Dipresentasikan tetapi Tidak Dimuat dalam Prosiding		
	Internasional	Nasional	Internasional	Nasional	Internasional	Nasional	
a. Orisinalitas (20%) (Memperlihatkan keaslian dan kebaruan gagasan)	<input checked="" type="checkbox"/>	<input type="checkbox"/>	<input type="checkbox"/>	<input type="checkbox"/>	<input type="checkbox"/>	<input type="checkbox"/>	
b. Kedalaman Kajian (40%) (Melakukan analisis, eksplorasi, dan elaborasi terhadap masalah yang dibahas berdasarkan kaidah-kaidah ilmiah yang berlaku dalam penelitian dan pengkajian; mengandung kebenaran ilmiah, ketuntasan kajian, kesistematian pembahasan, dan didukung dengan pustaka yang relevan)	36	2	2	1	1	0,6	6
c. Kebermanfaatan (10%) (Memberikan manfaat bagi kemajuan ilmu dan solusi bagi masalah yang dihadapi masyarakat)	1,53	1	1	0,5	0,5	0,3	3
d. Relevansi karya dengan keahlian (20%) (Memiliki keselarasan antara karya ilmiah dengan penelitian magister/ doktor dan bidang penugasannya)	36	2	2	1	1	0,6	6
e. Kelengkapan unsur Prosiding (10%) (Mencakup prakata, daftar Isi, editor, ISBN, dan kelengkapan lain)	1,53	1	1	0,5	0,5	0,3	2
Total (100%)	1530	10	10	5	5	3	27

Nilai Pengusul = BP x NP = $(40/100)\% \times 27 = 2,7$

Ket : Bobot Peran (BP) : Sendiri = 1; Ketua = 0,6; Anggota = 0,4 dibagi jumlah anggota

Komentar
Prosiding internasional terindeks Scopus & berimpact factor nilai max 30

Bandar Lampung, 2 Oktober 2019
Penilai Sejawat I / II / (Lingkari salah satu)



NIP.
Unit Kerja: Fakultas Pertanian Unila

Batas Kepadatan :
Prosiding Forum Ilmiah Nasional dan Poster paling banyak 25 % dari angka kredit unsur penelitian yang diperlukan untuk pengusulan ke Lektor Kepala dan Profesor

LEMBAR
HASIL PENILAIAN SEJAWAT SEBIDANG ATAU PEER REVIEW
KARYA ILMIAH : PROSIDING DAN MAKALAH YANG DIPRESENTASIKAN

Judul Makalah/ Poster : Earthworm Population under different soil tillage and Herbicide Application at integrated field Laboratory Agriculture Faculty, University of Lampung.

Penulis Makalah/ Poster : Sri Yusnaini, Ainin Niswati, M.A. Syamsul Arif, Y Komalasari and N.Kaneko.

Identitas Makalah/ Poster : a. Nama Prosiding : IOP Conference Series: Earth and Environmental Science
 c. ISBN :
 c. Tahun Terbit : 2018
 d. Penerbit : IOP Conference Series:
 e. Jumlah Halaman : 5 Halaman

Kategori Publikasi Jurnal Ilmiah : Prosiding Forum Ilmiah Internasional (Dipresentasikan secara Oral Dimuat dalam Prosiding)
 (beri tanda V pada kategori yang tepat) Prosiding Forum Ilmiah Nasional (Dipresentasikan secara Oral Dimuat dalam Prosiding)
 Prosiding Forum Ilmiah Internasional (Poster/ Tidak Disajikan tetapi Dimuat dalam Prosiding)
 Prosiding Forum Ilmiah Nasional (Poster/ Tidak Disajikan tetapi Dimuat dalam Prosiding)
 Makalah Forum Ilmiah Internasional (Disajikan tetapi Tidak Dimuat dalam Prosiding)
 Makalah Forum Ilmiah Nasional (Disajikan tetapi Tidak Dimuat dalam Prosiding)


Hasil Penilaian Peer Review :

Komponen yang dinilai	Nilai Maksimal Prosiding/ Makalah Dipresentasikan :						Nilai yang Diberikan Penilai (NP)
	Dipresentasikan secara Oral Dimuat dalam Prosiding		Disajikan dalam Bentuk Poster/ Tidak Disajikan tetapi Dimuat dalam Prosiding		Dipresentasikan tetapi Tidak Dimuat dalam Prosiding		
	Internasional	Nasional	Internasional	Nasional	Internasional	Nasional	
a. Orisinalitas (20%) (Memperlihatkan keaslian dan kebaruan gagasan)	<input checked="" type="checkbox"/>	<input type="checkbox"/>	<input type="checkbox"/>	<input type="checkbox"/>	<input type="checkbox"/>	<input type="checkbox"/>	3
b. Kedalaman Kajian (40%) (Melakukan analisis, eksplorasi, dan elaborasi terhadap masalah yang dibahas berdasarkan kaidah-kaidah ilmiah yang berlaku dalam penelitian dan pengkajian; mengandung kebenaran ilmiah, ketuntasan kajian, kesistematisan pembahasan, dan didukung dengan pustaka yang relevan)	6	4	4	2	2	1,2	5
c. Kebermanfaatan (10%) (Memberikan manfaat bagi kemajuan ilmu dan solusi bagi masalah yang dihadapi masyarakat)	1,5	1	1	0,5	0,5	0,3	1,5
d. Relevansi karya dengan keahlian (20%) (Memiliki keselarasan antara karya ilmiah dengan penelitian magister/ doktor dan bidang penugasannya)	3	2	2	1	1	0,6	3
e. Kelengkapan unsur Prosiding (10%) (Mencakup prakata, daftar Isi, editor, ISBN, dan kelengkapan lain)	1,5	1	1	0,5	0,5	0,3	1,5
Total (100%)	15	10	10	5	5	3	14

Nilai Pengusul = BP x NP = $\frac{0,4}{1,4} \times 14 = 4$

Ket : Bobot Peran (BP) : Sendiri = 1; Ketua = 0,6; Anggota = 0,4 dibagi jumlah anggota

Komentar

Bandar Lampung,
 Penilai Sejawat I  (Lingkari salah satu)

Batas Kepadatan :

Prosiding Forum Ilmiah Nasional dan Poster paling banyak 25 % dari angka kredit unsur penelitian yang diperlukan untuk pengusulan ke Lektor Kepala dan Profesor

NIP. 196305081988112001
 Unit Kerja: Fakultas Pertanian Unila

Earthworm population under different soil tillage and herbicide application at integrated field laboratory agriculture faculty, University of Lampung

ORIGINALITY REPORT

18%

SIMILARITY INDEX

PRIMARY SOURCES

- | | | |
|---|---|---------------|
| 1 | library.wur.nl
Internet | 71 words — 4% |
| 2 | "International Conference on Organic Agriculture in the Tropics: State of the Art, Challenges and Opportunities", IOP Conference Series: Earth and Environmental Science, 2018
Crossref | 61 words — 3% |
| 3 | repositorio.ufsm.br
Internet | 51 words — 3% |
| 4 | repository.unsri.ac.id
Internet | 51 words — 3% |
| 5 | umpir.ump.edu.my
Internet | 31 words — 2% |
| 6 | A Niswati, S Yusnaini, M Utomo, Dermiyati, M A S Arif, S Haryani, N Kaneko. "Long-term organic mulching and no-tillage practice increase population and biomass of earthworm in sugarcane plantation", IOP Conference Series: Earth and Environmental Science, 2018
Crossref | 29 words — 1% |
| 7 | hdl.handle.net
Internet | 23 words — 1% |
| 8 | S.J. Crittenden, T. Eswaramurthy, R.G.M de Goede, L. Brussaard, M.M. Pulleman. "Effect of tillage on | 14 words — 1% |

earthworms over short- and medium-term in conventional and organic farming", Applied Soil Ecology, 2014

Crossref

9	www.frontiersin.org Internet	11 words — 1%
10	eprints.uthm.edu.my Internet	10 words — < 1%
11	sintadev.ristekdikti.go.id Internet	9 words — < 1%
12	chiba-monorail.co.jp Internet	8 words — < 1%

EXCLUDE QUOTES ON

EXCLUDE MATCHES OFF

EXCLUDE BIBLIOGRAPHY ON