


LEMBAR PENGESAHAN

Judul : Kemenyan (Styrax Benzoin Dryand) Extract as Green Inhibitor of Calcium Carbonate (CaCo3) Crystallisation
Penulis : Suharso, Novi Akam Sabariani, Tugiyono, Buhani, TeguhEndaryanto
Fakultas : Pertanian
Publikasi : Journal Desalination and Water Treatment
Link : <http://repository.lppm.unila.ac.id/6975>
Waktu Perbitan : Bandar Lampung, 22 September 2017



Mengetahui:
Wakil Dekan I Bidang Akademik dan
Kerjasama Fakultas Pertanian
Universitas Lampung,
Dr. Ir. Dermiyati, M.Agr., Sc.
NIP. 196308041987032002


Bandar Lampung, 18 Februari 2020
Penulis,



Dr. Teguh Endaryanto, S.P., M.Si.
NIP. 196910031994031004

Mengesahkan:
Ketua Lembaga Penelitian dan Pengabdian kepada Masyarakat
Universitas Lampung,




Dr. Lusmeilia Afriani, D.E.A.
NIP. 196505101993032008

KEMENTERIAN PENDIDIKAN DAN KEBUDAYAAN UNIVERSITAS LAMPUNG	
TGL	06-09-2020
NO. REVISI	101/J/B/1/AP/2020
JENIS	Jurnal
PARAF	U.



kemenyan (*Styrax benzoin* Dryand) extract as green inhibitor of calcium carbonate (CaCO_3) crystallization

Suharso^{a,*}, Novi Akam Sabriani^a, Tugiyono^b, Buhani^a, Teguh Endaryanto^c

^aDepartment of Chemistry, Faculty of Mathematics and Natural Sciences, University of Lampung, Jl. Soemantri Brojonegoro No. 1, Bandar Lampung 35145, Indonesia, Tel. +62721704625; Fax: +62721702767; emails: suharso@fmipa.unila.ac.id, suharso_s@yahoo.com (Suharso)

^bDepartment of Biology, Faculty of Mathematics and Natural Sciences, University of Lampung, Jl. Soemantri Brojonegoro No. 1, Bandar Lampung 35145, Indonesia

^cDepartment of Agricultural Economic Social, Faculty of Agriculture, University of Lampung, Jl. Soemantri Brojonegoro No. 1, Bandar Lampung 35145, Indonesia

Received 15 March 2017; Accepted 22 September 2017

ABSTRACT

To study the effect of kemenyan extract from *Styrax benzoin* Dryand resin as green inhibitor on calcium carbonate (CaCO_3) scale formation, experiment has been carried out using a bottle roller bath method at temperature of 80°C and at various growth solutions from 0.050 to 0.100 M. The extraction result of the kemenyan was characterized using Fourier transform infrared spectroscopy to identify functional groups found in the kemenyan extract. The morphology of CaCO_3 crystal obtained was analyzed using SEM and the particle size distributions of the CaCO_3 crystals produced were measured by a particle size analyzer. The result of the experiment showed that kemenyan extract can be used as a green inhibitor of calcium carbonate scale formation. The presence of kemenyan extracts in the various growth solutions of CaCO_3 0.050, 0.075, and 0.100 M gives percentage of inhibition ability from 12% to 77% in inhibiting the formation of the CaCO_3 scale. The ability of the kemenyan extract to inhibit the growth rate of CaCO_3 crystallization depends on amount of the inhibitor concentration added and the growth solution concentration as a crystal growth media under these experiment conditions.

Keywords: kemenyan extract; CaCO_3 crystal; Green inhibitor

1. Introduction

Use of additives in inhibiting the inorganic material scale formation is used more increasingly in many industries involving salt water in cooling system of boiler. The additives are utilized because of simple and economic application. Additives are able to change a crystal morphology [1], to inhibit or as inhibitor of crystal formation [2], or both. Therefore, negative effect of the inorganic material scale formation can be controlled earlier. Because of these negative impacts, Indonesian Oil Company (Pertamina) has spent US\$ 6–7 million to renew every pipeline at the Pertamina Geothermal Power Plant every 10 years [3].

Nevertheless, the use of scale inhibitor containing compounds of sulfonate and phosphonate polymer more to inhibit the inorganic material scale formation in several industries in Indonesia such as steam power plant (PLN/ Indonesian Electricity Company) and geothermal power plant (Pertamina Geothermal Power Plant) is not environmentally friendly. The majority of industrial wastes are thrown away into aquatic environments. Of course, the use of these compounds causes environmental contamination and affects ecological equilibrium in the aquatic environments.

Thus, the use of a green inhibitor which is environmentally friendly and economic in inhibiting the inorganic material scale formation is a main choice for recently used inhibitors applied widely by industries containing chemical compounds such as organophosphate and organophosphonate

* Corresponding author.

which are toxic and destructive for the environment as well as expensive [4–19]. For this aim, the researchers reported their inventions of development, modification, and application of the green inhibitor from various natural chemical compounds in various journals [3,8,11,12,15].

In this research, use of extract from kemenyan plant (*Styrax benzoin* Dryand) of Sumatra benzoin tree containing main chemical compounds such as benzoic acid, *cinnamic acid*, *p*-coumaryl cinnamate, *p*-coumaryl benzoate, and isovanillin as an inhibitor of CaCO₃ scale formation was investigated [20–23]. The experiments were carried out using bottle roller bath method, a crystal morphology was analyzed using scanning electron microscopy (SEM), and particle size distributions to study particle size diameter were performed with a particle size analyzer (PSA) [3,18].

2. Experimental procedure

2.1. Materials and instrumentation

Analytical balance (Kenr & Sohn GMBH ABT 220-4M), oven (Fisher Scientific), magnetic stirrer, bottle roller bath, glass reactor, overhead stirrer, water bath, Fourier transform infrared spectroscopy (FTIR) (Prestige-21, Shimadzu, Japan), PSA (Sedigraph III 5120, Micrometrics, USA), and SEM (JSM 6360 LA, JEOL, Japan) were used as instrument in this research.

The white kemenyan was taken from traditional market in Bandar Lampung and the chemical used in this experiment such as calcium chloride, acetone, sodium carbonate, ethanol, and methanol were purchased from commercial product of Merck, Germany.

2.2. Preparation of white kemenyan extract

The kemenyan (resin of *Styrax benzoin* Dryand from Sumatra benzoin tree) is graded based on the size of pieces. kemenyan farmers or sellers classify it into four different levels in the trade, from 1 (very large pieces and without foreign particle) to 4 (very small size and close to powder). In this research, it was selected the fresh white kemenyan with grade of 1 purchased directly from seller in Bandar Lampung City, Sumatera, Indonesia. To obtain the kemenyan extract as scaling inhibitor, the white kemenyan of grade 1 was pounded into powder. 50 g of powdered white kemenyan was heated in water with total volume of 1 L at a temperature of 50°C for 1 h and it was kept for 1 night. Then, it was filtered and the filtrate was identified by FTIR to investigate the functional groups playing a role from some chemical compounds such as benzoic acid, *cinnamic acid*, *p*-coumaryl cinnamate, *p*-coumaryl benzoate, and isovanillin in the kemenyan extract as reported by previous researchers [20]. The extract was used as the inhibitor in this research.

2.3. Crystallization experiments

The growth solution of CaCO₃ 0.050 M was prepared with mixing 200 mL of 0.100 M CaCl₂ anhydrate solution and 200 mL of Na₂CO₃ 0.100 M in 500 mL of Nalgene polypropylene bottle at temperature of 80°C. The mixture was stirred by magnetic stirrer up to homogeneous solution and filtered by 0.45 µm Millipore filter. The growth solution was placed into

250 mL Nalgene polypropylene bottle each of 50 mL for seven bottles. These bottles were left in the bottle roller bath at temperature of 80°C. The bottle roller bath was used to rotate bottles containing the growth solution of CaCO₃ crystals and seed crystal of CaCO₃ with or without inhibitor to study the effect of inhibitor on the growth rate of the CaCO₃ crystal at the specific temperature and rotation. The bottle roller was adjusted to rotate at 40 revolutions/min. Over the 70 min experiment, a bottle was taken every 10 min. The precipitate was washed thoroughly with deionized water and dried at a temperature of 105°C in the oven for 1 d. The weight of the crystals was measured and the amount precipitated was calculated as data of precipitation mass change to count the growth rate of CaCO₃ precipitation. The experiments were repeated for different growth concentrations of 0.075 and 0.100 M with the same treatment like previous experiment of 0.050 M.

2.4. Experiment of kemenyan extract as inhibitor

The experiment to study the influence of inhibitor addition was performed by adding the kemenyan extract of various concentrations 0, 50, 150, 250, and 350 ppm in the growth solution of 0.050, 0.075, and 0.100 M. The procedure applied was similar with the procedure done in the crystallization experiment without kemenyan extract addition. The precipitation mass obtained was analyzed to investigate the effect of the kemenyan extract addition on the CaCO₃ scale formation. Inhibitor effectiveness (%) could be measured based on Eq. (1) [24]:

$$\text{Inhibitor effectiveness (\%)} = 100 \times \left\{ \frac{(C_x - C_y)}{(C_z - C_y)} \right\} \quad (1)$$

where C_x = CaCO₃ concentration with inhibitor at equilibrium (g/L); C_y = CaCO₃ concentration without inhibitor at equilibrium (g/L); C_z = initial CaCO₃ concentration (g/L).

2.5. Data analysis

Acquired data of precipitation amount vs. time at various concentrations of growth solution and the addition of kemenyan extract additive were analyzed by MS Excel 2007. The effectiveness of kemenyan extract in hindering the CaCO₃ scale formation was determined by the amount of precipitation obtained and particle size distribution of CaCO₃ crystal. The particle size distributions of CaCO₃ crystal were identified by PSA and the morphology of crystal was analyzed by SEM.

3. Results and discussion

3.1. Functional group characterization of kemenyan extract

Extraction result of kemenyan was characterized using IR to analyze some functional groups found in the kemenyan extract. The result of IR analysis for the kemenyan extract is displayed in Fig. 1. In the IR spectrum (Fig. 1), the appearance of absorption bands linked with the functional groups of organic compounds in the kemenyan extract can be seen. Broad absorptions in the wave number 3,200–3,387 1/cm with a strong and wide intensity identify adsorption of O–H alcohol. These absorption areas also indicate O–H

of carboxylate from cinnamic and benzoic acid. The existence of weak absorption at 2,800 1/cm gives indication of C–H aldehyde functional group from isovanillin and the absorption at 1,689.64 1/cm with sharp and strong intensity proves the existence of carbonyl group (C=O). The presence of –C=C– from aromatic compound can be identified with the absorption band at around 1,512.19–1,450.47 1/cm with sharp and strong intensity and strengthened in the area of 3,000 1/cm. These functional groups are matched to main compounds of kemenyan extract which are soluble in water especially cinnamic acid, benzoic acid, and isovanillin (Fig. 2).

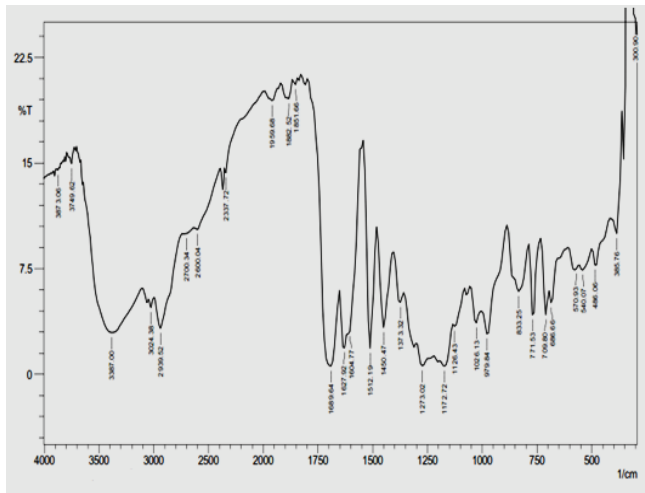


Fig. 1. IR spectrum of kemenyan extract.

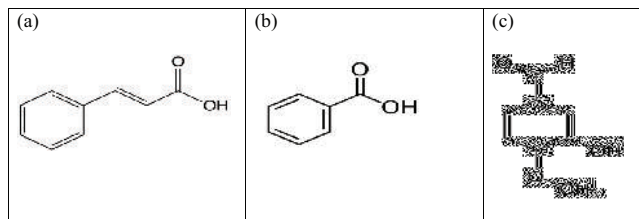


Fig. 2. Chemical structure of (a) cinnamic acid, (b) benzoic acid, and (c) isovanillin.

Table 1
Growth rate of CaCO₃ precipitation with various concentrations

Time (min)	Amount of precipitation (g/L)		
	0.050 M	0.075 M	0.100 M
0	0.0000	0.0000	0.0000
10	0.1004	0.1353	0.1878
20	0.1083	0.1453	0.1907
30	0.1094	0.1553	0.1914
40	0.1092	0.1582	0.1864
50	0.1061	0.1585	0.1892
60	0.1071	0.1585	0.1877
70	0.1027	0.1584	0.1888

3.2. Experiment of kemenyan inhibitor

Observation result data of the CaCO₃ crystal growth rate at different concentrations can be seen in Table 1, while the data of the CaCO₃ crystal growth rate at different growth solution concentration and different inhibitor concentrations are displayed in Tables 2–4. In Table 1, it can be observed that as the growth solution concentration increases, the amount of crystal precipitation will also raise. This fact shows that the growth rate of the CaCO₃ crystal is bigger with the increasing of the growth solution concentration (Fig. 3).

Table 2
Effect of kemenyan extract addition on CaCO₃ scale formation at growth solution concentration of 0.050 M

Time (min)	Amount of precipitation (g/L)				
	0 ppm	50 ppm	150 ppm	250 ppm	350 ppm
0	0.0000	0.0000	0.0000	0.0000	0.0000
10	0.1004	0.0619	0.0711	0.0320	0.0198
20	0.1083	0.0668	0.0751	0.0383	0.0179
30	0.1094	0.0789	0.0811	0.0523	0.0133
40	0.1092	0.0715	0.0782	0.0558	0.0163
50	0.1061	0.0784	0.0753	0.0375	0.0225
60	0.1071	0.0783	0.0764	0.0411	0.0216
70	0.1027	0.0809	0.0763	0.0452	0.0237

Table 3
Effect of kemenyan extract addition on CaCO₃ scale formation at growth solution concentration of 0.075 M

Time (min)	Amount of precipitation (g/L)				
	0 ppm	50 ppm	150 ppm	250 ppm	350 ppm
0	0.0000	0.0000	0.0000	0.0000	0.0000
10	0.1353	0.1007	0.1179	0.0767	0.0841
20	0.1453	0.1147	0.1161	0.0722	0.0803
30	0.1553	0.1184	0.1251	0.0806	0.0802
40	0.1582	0.1138	0.1207	0.0813	0.0841
50	0.1585	0.1148	0.1235	0.0778	0.0818
60	0.1585	0.1183	0.1233	0.0843	0.0901
70	0.1584	0.1198	0.1213	0.0798	0.0893

Table 4
Effect of kemenyan extract addition on CaCO₃ scale formation at growth solution concentration of 0.100 M

Time (min)	Amount of precipitation (g/L)				
	0 ppm	50 ppm	150 ppm	250 ppm	350 ppm
0	0.0000	0.0000	0.0000	0.0000	0.0000
10	0.1878	0.1642	0.1400	0.1160	0.0862
20	0.1907	0.1706	0.1419	0.1191	0.0896
30	0.1914	0.1671	0.1465	0.1235	0.0896
40	0.1864	0.1717	0.1428	0.1203	0.0945
50	0.1892	0.1641	0.1432	0.1248	0.1013
60	0.1877	0.1645	0.1461	0.1379	0.0961
70	0.1888	0.1667	0.1489	0.1297	0.1016

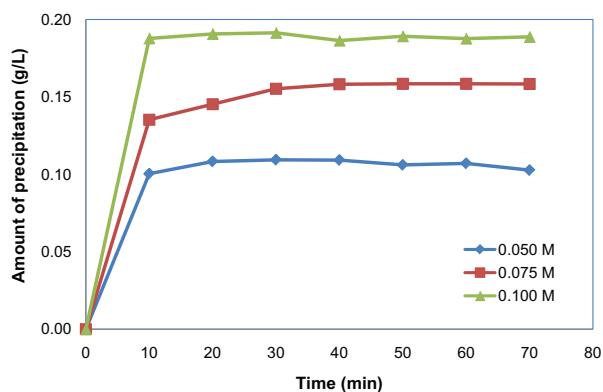


Fig. 3. Growth rate of CaCO₃ crystal at various growth solution concentrations.

Effects of the kemenyan extract addition at various concentrations of 0–350 ppm on the CaCO₃ crystal precipitation at the various growth solution concentrations of 0.050, 0.075, and 0.100 M in the absence of seed crystal can be observed in Figs. 4–6. From Figs. 4–6, generally it can be stated that the higher the concentration of the kemenyan extract added the bigger the ability of inhibition of the CaCO₃ scale formation. In the presence of 350 ppm of the kemenyan extract in the growth solution of CaCO₃ 0.050 M, inhibition of the growth rate of the CaCO₃ scale formation is significantly around 76.92% (Table 5). These facts also occur at the concentration of 0.075 and 0.100 M each of 49.62% and 46.19% in the presence of the kemenyan extract inhibitor from 250 and 350 ppm (Tables 6 and 7). This result is also compared with the experiment of copolymer modified with the palygorskite as inhibitor for calcium carbonate scale [25].

In order to prove deeply the effect of inhibitor addition (kemenyan extract) on the CaCO₃ crystal growth, it is investigated the growth of CaCO₃ crystal with using SEM (Figs. 7–9). From these observations with using SEM, the addition of the inhibitor in the growth solution of CaCO₃, the kemenyan extract can reduce the growth rates of the CaCO₃ crystals. These evidences can be seen in Figs. 7–9, the addition of the kemenyan extract made morphology size of the CaCO₃ crystals smaller than without the addition of the kemenyan extract.

The next evidence to investigate the effect of the kemenyan extract in hindering the growth rate of CaCO₃ crystal is with analyzing the particle size distribution of the CaCO₃ crystals obtained using PSA. Analysis of these particle size distributions was performed upon the CaCO₃ crystal formation in the absence of inhibitor and compared with in the presence of inhibitor. Analysis results are displayed in Figs. 10 and 11. Analysis result of particle size distributions shows that the addition of the kemenyan extract generally inhibits the growth rates of the CaCO₃ crystals. In the presence of 350 ppm of the kemenyan extract in the growth solution of CaCO₃ crystal 0.100 M can reduce the averages of the CaCO₃ crystal particle sizes from 12.72 to 9.70 μm (Fig. 10). Furthermore, the addition of the kemenyan extract 350 ppm in 0.075 M growth solution of CaCO₃ is able to decrease the averages of CaCO₃ crystal particle sizes distribution from 10.47 to 8.03 μm (Fig. 11). From the series of the experiments performed, in general, kemenyan extract plays a role as inhibitor in inhibiting the growth rate of the CaCO₃ scale formation and it can be compared with

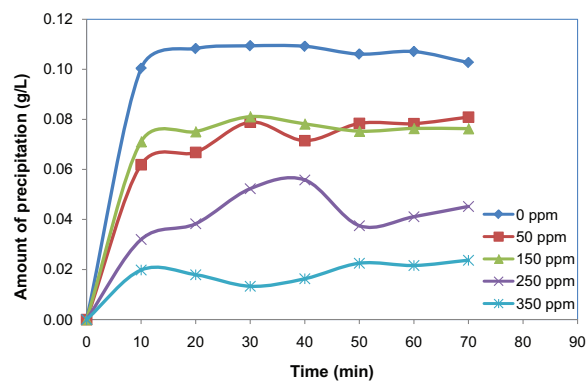


Fig. 4. Effect of kemenyan extract addition on CaCO₃ precipitation at growth solution concentrations of 0.050 M.

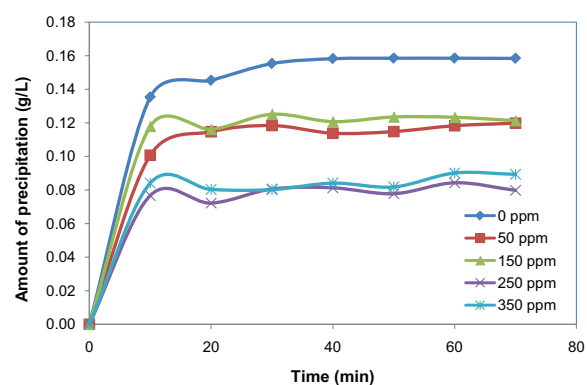


Fig. 5. Effect of kemenyan extract addition on CaCO₃ precipitation at growth solution concentrations of 0.075 M.

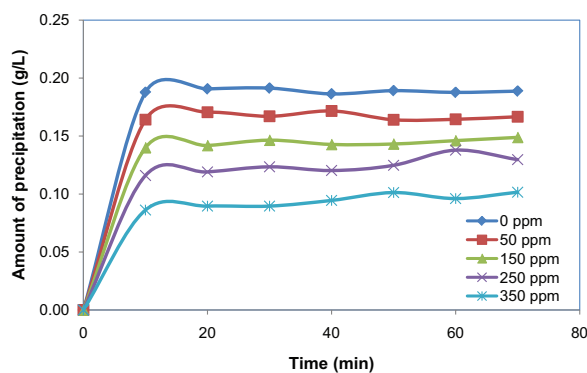


Fig. 6. Effect of kemenyan extract addition on CaCO₃ precipitation at growth solution concentrations of 0.100 M.

Table 5
Effectiveness of kemenyan extract in inhibiting growth rate of CaCO₃ scale at growth solution concentration of 0.050 M

Inhibitor concentration (ppm)	Inhibitor efficiency (%)
0	0.00
50	21.23
150	25.71
250	55.99
350	76.92

Table 6
Effectiveness of kemenyan extract in inhibiting growth rate of CaCO_3 scale at growth solution concentration of 0.075 M

Inhibitor concentration (ppm)	Inhibitor efficiency (%)
0	0.00
50	24.37
150	23.42
250	49.62
350	43.62

Table 7
Effectiveness of kemenyan extract in inhibiting growth rate of CaCO_3 scale at growth solution concentration of 0.100 M

Inhibitor concentration (ppm)	Inhibitor efficiency (%)
0	0.00
50	11.71
150	21.13
250	31.30
350	46.19

another scale inhibitor like *Gambier* extract [3], copolymer modified with palygorskite [25], acrylic acid–allylpolyethoxy carboxylate [26], a novel fluorescent-tagged scale inhibitor [27], and water-soluble anhydride containing alternating copolymers [28].

The scale process of microsolubility salts like CaCO_3 in cooling water system is just the process of crystallization; calcium carbonate scale formation consists of two steps: nucleation and growth [27]. Thus the mechanism of inhibition in this experiment is inhibitor containing carboxyl group adsorb on the scale surface causing inhibition of scale nuclei formation. The more kemenyan extract added in the growth solution, the more the carboxyl group existing in kemenyan extract will react to Ca^{2+} ion to inhibit the formation of CaCO_3 nuclei. In this case, it will occur that nucleation step of the CaCO_3 will be hardly formed in the experiment solution. This can identified with investigating the morphology of CaCO_3 crystal in the absence and in the presence of inhibitor (Figs. 8 and 9). The morphology of the CaCO_3 crystal in the presence of inhibitor changes to be smaller in size proving the inhibitor playing a role. This result is consistent with the result obtained from the previous experiment [26,29,30].





Fig. 7. Morphology of CaCO_3 crystal at growth solution concentration of 0.050 M (a) without and (b) with the addition of inhibitor 350 ppm.





Fig. 8. Morphology of CaCO_3 crystal at growth solution concentration of 0.075 (a) without and (b) with the addition of inhibitor 250 ppm.




Fig. 9. Morphology of CaCO_3 crystal at growth solution concentration of 0.100 M (a) without and (b) with the addition of inhibitor 350 ppm.

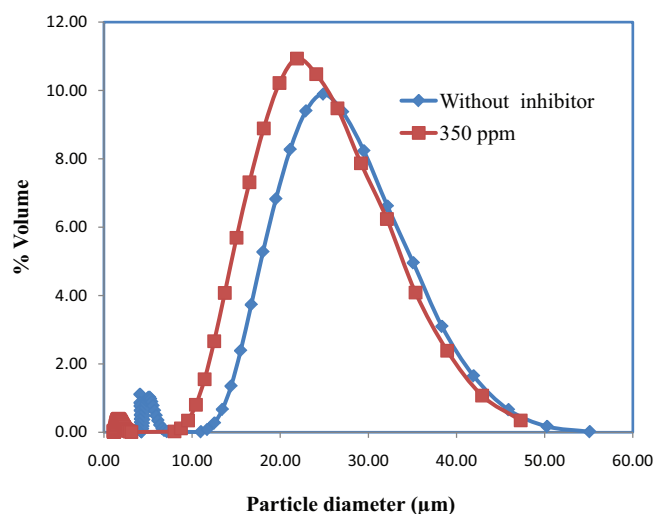


Fig. 10. Particle size distribution of CaCO_3 crystals without and with the addition of 350 ppm kemenyan extract at growth solution concentration of 0.100 M.

The inhibitor effectiveness is affected by the concentration of Ca^{2+} ion in the growth solution; usually the higher the concentration of Ca^{2+} ion in the growth solution, the higher the inhibitor needed to inhibit the formation of the CaCO_3 crystal. Table 8 shows the comparison of inhibitor efficiency from several researchers. The inhibitor of citric acid with the concentration of Ca^{2+} ion in the growth solution 0.0019 M needed 1–10 ppm to inhibit the formation of the CaCO_3 with the inhibitor efficiency of 25%–30% [31]. While, the polyepoxysuccinic acid with the concentration of Ca^{2+} ion in the growth solution from 0.001 to 0.005 M involved 10 ppm of this inhibitor to gain the inhibitor efficiency of 90% [32]. The results of these experiments obtained the inhibitor efficiency of 12%–77% with the concentration of Ca^{2+} ion from 0.05 to 0.10 M and inhibitor added of 50–350 ppm. If these results are compared with the previous researches as listed in Table 8, these results are still reasonable.

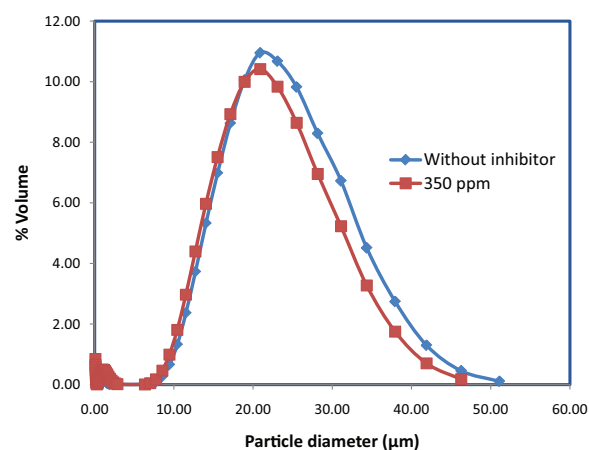


Fig. 11. Particle size distribution of CaCO_3 crystals without and with the addition of 350 ppm kemenyan extract at growth solution concentration of 0.075 M.

4. Conclusions

The extract of the kemenyan resin can be used as a green inhibitor of the CaCO_3 scale formation. The addition of the kemenyan extract in the various growth solutions of the CaCO_3 0.050, 0.075, and 0.100 M was able to inhibit significantly the growth rates of the CaCO_3 precipitation with the percentage of inhibition ability from 12% to 77%. The inhibition ability depends on the inhibitor concentration added and growth solution concentration as crystal growth media under these condition experiments.

Acknowledgements

This project was supported by the Directorate of Research and Community Services, Directorate General of Higher Education (DIKTI), Ministry of Research, Technology and Higher Education of the Republic of Indonesia from the Competency Research Grant/Hibah Berbasis Kompetensi, with contract number: 050/SP2H/PL/Dit.Litabmas/II/2015 and 80/UN26/8/LPPM/2016, 13 April 2016.

Table 8

Comparison of inhibitor efficiency in inhibiting CaCO₃ formation from several researchers

Name of inhibitors	Concentration of Ca ²⁺ as growth solution (M)	Inhibitor concentration (ppm)	Inhibitor efficiency (% IE)	References
kemenyan extract	0.050–0.100	50–350	12–77	This work
Modified Gambier	0.100–0.600	50–300	12–92	[18]
Gambier extracts	0.100–0.600	50–250	60–100	[3]
Citric acid	0.002	1–10	25–30	[31]
Homopolymer of polymaleic acid	0.003	4	67	[24]
Terpolymer of polymaleic acid	0.003	4	73	[24]
Copolymer of polymaleic acid	0.003	4	18	[24]
Polycarboxylic acid	0.003	4	70	[24]
C-methyl-4,10,16,22-tetramethoxy calix[4]arene	0.100	10–100	34–100	[30]
Poly(aspartic acid)	0.006	12	80	[11]
Polyepoxysuccinic acid	0.001–0.005	10	90	[32]
Soybean extract-based polymer from sea weeds	0.300	10	16.7	[33]
Calix[4]resorcinarene	0.100–0.600	25–75	38–94	[34]

References

- [1] Suharso, G. Parkinson, M. Ogden, Effect of cetyltrimethylammonium bromide (CTAB) on the growth rate and morphology of borax crystals, *J. Appl. Sci.*, 7 (2007) 1390–1396.
- [2] Suharso, Buhani, L. Aprilia, Influence of calix[4]arene derived compound on calcium sulphate scale formation, *Asian J. Chem.*, 26 (2014) 6155–6158.
- [3] Suharso, Buhani, S. Bahri, T. Endaryanto, Gambier extracts as an inhibitor of calcium carbonate (CaCO₃) scale formation, *Desalination*, 265 (2011) 102–106.
- [4] R.C. Xiong, Q. Zhou, G. Wei, Corrosion inhibition of a green scale inhibitor polyepoxysuccinic acid, *Chin. Chem. Lett.*, 14 (2003) 955–957.
- [5] N.P. Tung, N.T.P. Phong, N.H. Duy, N.T. Hieu, Design of the High Effective Green Scale Inhibitor Stable in Harsh Reservoir Conditions, *Proc. 8th German-Vietnamese Seminar on Physics and Engineering*, Erlangen, 2005.
- [6] A.O. Saleah, A.H. Basta, Evaluation of some organic-based biopolymers as green inhibitors for calcium sulfate scales, *Environmentalist*, 28 (2008) 421–428.
- [7] Q.Z. Hua, C.Y. Chang, W.X. Rong, S. Cheng, L.Y. Jie, M.C. Fang, Experimental study on scale inhibition performance of a green scale inhibitor polyaspartic acid, *Sci. China Ser. B Chem.*, 51 (2008) 695–699.
- [8] A. Martinod, M. Euvrard, A. Foissy, A. Neville, Progressing the understanding of chemical inhibition of mineral scale by green inhibitors, *Desalination*, 220 (2008) 345–352.
- [9] D. Hasson, H. Shemer, A. Sher, 2011, State of the art of friendly “Green” scale control inhibitor: a review article, *Ind. Eng. Chem. Res.*, 53 (2011) 64–69.
- [10] D. Zeng, W. Qin, Study on a novel composite eco-friendly corrosion and scale inhibitor for steel surface in simulated cooling water, *J. Surf. Eng. Mater. Adv. Technol.*, 2 (2012) 137–141.
- [11] D. Liu, W. Dong, F. Li, F. Hui, J. Ledion, Comparative performance of polyepoxysuccinic acid and polyaspartic acid on scaling inhibition by static and rapid controlled precipitation methods, *Desalination*, 304 (2012) 1–10.
- [12] A.M. Abdel-Gaber, B.A. Abd-El-Nabey, E. Khamis, H. Abd-El-Rhmann, H. Aglan, A. Ludwick, Green anti-scalent for cooling water systems, *Int. J. Electrochem. Sci.*, 7 (2012) 11930–11940.
- [13] D. Zeng, H. Yan, Study on an eco-friendly corrosion and scale inhibitor in simulated cooling water, *Am. J. Eng. Res.*, 2 (2013) 39–43.
- [14] D. Zeng, H. Yan, Experimental study on a new corrosion and scale inhibitor, *J. Environ. Prot.*, 4 (2013) 671–675.
- [15] E. Antonogiannakis, E. Tzagkaraki, K.D. Demadis, Use of a pilot scale heat exchanger-cooling tower system for the evaluation of mineral scale inhibitors, *Int. J. Corros. Scale Inhib.*, 2 (2013) 255–268.
- [16] G. Jing, X. Li, Dynamic laboratory research on synergistic scale inhibition effect of composite scale inhibitor and efficient electromagnetic anti-scaling instrument, *Res. J. Appl. Sci. Eng. Technol.*, 6 (2013) 3372–3377.
- [17] B.P.H. Do, B.D. Nguyen, H.D. Nguyen, P.T. Nguyen, Synthesis of magnetic composite nanoparticles enveloped in copolymers specified for scale inhibition application, *Adv. Nat. Sci. Nanosci. Nanotechnol.*, 4 (2013) 045016.
- [18] Suharso, T. Reno, T. Endaryanto, Buhani, Modification of Gambier extracts as green inhibitor of calcium carbonate (CaCO₃) scale formation, *J. Water Process Eng.*, 18 (2017) 1–6.
- [19] M. Chaussemier, E. Pourmohtasham, D. Gelus, N. Pécou, H. Perrot, J. Lédion, H. Cheap-Charpentier, O. Horner, State of art of natural inhibitors of calcium carbonate scaling. A review article, *Desalination*, 356 (2015) 47–55.
- [20] M. Hovaneissian, P. Archier, C. Mathe, G. Culioli, C. Vieillescazes, Analytical investigation of styrax and benzoin balsams by HPLC-PAD-fluorimetry and GC-MS, *Phytochem. Anal.*, 19 (2008) 301–310.
- [21] X. Fernandez, C. Castel, L. Lizzani-Cuvelier, C. Delbecque, S.P. Venzal, Volatile constituents of benzoin gums: Siam and Sumatra, part 3. Fast characterization with an electronic nose, *Flavour Fragrance J.*, 21 (2006) 439–446.
- [22] C. Castel, X. Fernandez, L. Lizzani-Cuvelier, A.-M. Loiseau, C. Perichet, C. Delbecque, J.-F. Arnaudo, Volatile constituents of benzoin gums: Siam and Sumatra, part 2. Study of headspace sampling methods, *Flavour Fragrance J.*, 21 (2006) 59–67.
- [23] X. Fernandez, L. Lizzani-Cuvelier, A.-M. Loiseau, C. Périchet, C. Delbecque, Volatile constituents of benzoin gums: Siam and Sumatra. Part 1, *Flavour Fragrance J.*, 18 (2003) 328–333.
- [24] S. Patel, M.A. Finan, New antifoulants for deposit control in MSF and MED plants, *Desalination*, 124 (1999) 63–74.
- [25] X. Guo, F. Qiu, K. Dong, X. Rong, K. He, J. Xu, D. Yang, Preparation and application of copolymer modified with the polygorskite as inhibitor for calcium carbonate scale, *Appl. Clay Sci.*, 99 (2014) 187–193.
- [26] J. Huang, G. Liu, Y. Zhou, Q. Yao, L. Linga, P. Zhang, H. Wang, K. Cao, Y. Liu, W. Wu, W. Sun, Synthesis and application of an environmentally friendly antiscalant in industrial cooling systems, *J. Water Chem. Technol.*, 36 (2014) 166–173.

- [27] H. Wang, Y. Zhou, Q. Yao, S. Ma, W. Wu, W. Sun, Synthesis of fluorescent-tagged scale inhibitor and evaluation of its calcium carbonate precipitation performance, *Desalination*, 340 (2014) 1–10.
- [28] H.K. Can, G. Üner, Water-soluble anhydride containing alternating copolymers as scale inhibitors, *Desalination*, 355 (2015) 225–232.
- [29] K. Cao, J. Huang, Y. Zhou, G. Liu, H. Wang, Q. Yao, Y. Liu, W. Sun, W. Wu, A multicarboxyl antiscalant for calcium phosphate and calcium carbonate deposits in cooling water systems, *Desal. Wat. Treat.*, 52 (2014) 7258–7264.
- [30] Suharso, Buhani, T. Suhartati, The role of C-methyl-4,10,16,22-tetramethoxy calix[4]arene as inhibitor of calcium carbonate (CaCO₃) scale formation, *Indo. J. Chem.*, 9 (2009) 206–210.
- [31] M.M. Reddy, A.R. Hoch, Calcite crystal growth rate inhibition by polycarboxylic acids, *J. Colloid Interface Sci.*, 235 (2001) 365–370.
- [32] Y. Sun, W. Xiang, Y. Wang, Study on polyepoxy succinic acid reverse osmosis scale inhibitor, *J. Environ. Sci.*, 21 (2009) S73–S75.
- [33] B.A. Miksic, M.A. Kharshan, A.Y. Furman, Vapor Corrosion and Scale Inhibitors Formulated from Biodegradable and Renewable Raw Materials, European Symposium on Corrosion Inhibitors (10 SEIC), Ferrara, Italy, 2005.
- [34] Suharso, Buhani, S.D. Yuwono, Tugiyono, Inhibition of calcium carbonate (CaCO₃) scale formation by calix[4] resorcinarene compounds, *Desal. Wat. Treat.*, 68 (2017) 32–39.

**LEMBAR HASIL PENILAIAN
SEJAWAT SEBIDANG ATAU PEER REVIEW
KARYA ILMIAH : JURNAL ILMIAH INTERNASIONAL**

Judul Jurnal Ilmiah (Artikel) : Kemenyan (Styrax benzoin Dryand) extract as green inhibitor of calcium carbonate (CaCO₃) crystallization

Jumlah Penulis : 5 Orang

Penulis Jurnal Ilmiah : Suharso, Novi Akam Sabriani, Tugiyono, Buhani, dan **Teguh Endaryanto**

Status Penulis : Penulis Pertama / **Penulis ke Lima** / Penulis Korespondensi***)

Identitas Makalah :

- a. Nama Jurnal : Desalination and Water Treatment
- b. Nomor ISSN : 1944-3994/1944-3986
- c. Volume/Nomor/bln/Tm : 92 (Oktober 2017) 38-45
- d. Penerbit : Desalination Publications
- e. Doi Artikel (jika ada) : doi: 10.5004/dwt.2017.21478
- f. Alamat Web Jurnal : https://www.deswater.com/DWT_abstracts/vol_92/92_2017_38.pdf
- g. Terindek di : Scopus

Kategori Publikasi Jurnal Ilmiah : Jurnal Ilmiah Internasional (Memiliki Faktor Dampak - Thomson Reuters/ SJR)

(beri tanda V pada kategori yang tepat) Jurnal Ilmiah Internasional (Tidak Memiliki Faktor Dampak, Thomson Reuters/ SJR)

Jurnal Ilmiah Internasional (Terindek Database Internasional selain Scopus / Thomson Reuters)

Jurnal Ilmiah Internasional (Edisi Khusus/ Suplemen)*

Hasil Penilaian Peer Review :

No.	Komponen yang dinilai	Nilai Maksimum Jurnal Ilmiah Internasional :			Nilai yang Diberikan Penilai (NP)
		<input checked="" type="checkbox"/> Memiliki Faktor Dampak - Thomson Reuters/ SJR	<input type="checkbox"/> Tidak Memiliki Faktor Dampak, Thomson Reuters/ SJR	<input type="checkbox"/> Terindek Database Internasional Selain Scopus atau Thomson Reuters	
a.	Orisinalitas (20%) (Memperlihatkan keaslian dan kebaruan gagasan)	8	6	4	8
b.	Kedalaman Kajian (40%) (Melakukan analisis, eksplorasi, dan elaborasi terhadap masalah yang dibahas berdasarkan kaidah-kaidah ilmiah yang berlaku dalam penelitian dan pengkajian; mengandung kebenaran ilmiah, ketuntasan kajian, kesistematiskan pembahasan, dan didukung dengan pustaka yang relevan)	16	12	8	16
c.	Kebermanfaatan (10%) (Memberikan manfaat bagi kemajuan ilmu dan solusi bagi masalah yang dihadapi masyarakat)	4	3	2	4
d.	Relevansi karya dengan keahlian (20%) (Memiliki keselarasan antara karya ilmiah dengan penelitian magister/ doktor dan bidang penugasannya)	8	6	4	7,5
e.	Kelengkapan unsur Jurnal Ilmiah (10%) (Mencakup prakata, daftar Isi, editor, ISSN, dan kelengkapan lain)	4	3	2	3,5
Total (100%)		40	30	20	37

Catatan Penilaian ARTIKEL oleh Reviewer :

Artikel ini bermanfaat bagi pengembangan ilmu pengetahuan

Nilai Pengusul = BP x NP = 0,1... x 37... = 3,70...

Ket : Bobot Peran (BP) : Sendiri = 1; Ketua = 0,6; Anggota = 0,4 dibagi jumlah anggota

Bandar Lampung,
Penilai Sejawat I / II / III (Lingkari salah satu)

Prof. Dr. Ir. Wan Abbas Zakaria, M.S.
NIP. 196108261987021001
Fakultas : Pertanian Universitas Lampung

**LEMBAR HASIL PENILAIAN
SEJAWAT SEBIDANG ATAU PEER REVIEW
KARYA ILMIAH : JURNAL ILMIAH INTERNASIONAL**

Judul Jurnal Ilmiah (Artikel) : Kemenyan (Styrax benzoin Dryand) extract as green inhibitor of calcium carbonate (CaCO₃) crystallization

Jumlah Penulis : 5 Orang

Penulis Jurnal Ilmiah : Suharso, Novi Akam Sabriani, Tugiyono, Buhani, dan **Teguh Endaryanto**

Status Penulis : Penulis Pertama / **Penulis ke Lima** / Penulis Korespondensi**)

Identitas Makalah :

- a. Nama Jurnal : Desalination and Water Treatment
- b. Nomor ISSN : 1944-3994/1944-3986
- c. Volume/Nomor/bh/Thn : 92 (Oktober 2017) 38-45
- d. Penerbit : Desalination Publications
- e. Doi Artikel (jika ada) : doi: 10.5064/dwt.2017.21478
- f. Alamat Web Jurnal : https://www.deswater.com/DWT_abstracts/vol_92/92_2017_38.pdf
- g. Terindek di : Scopus

Kategori Publikasi Jurnal Ilmiah : Jurnal Ilmiah Internasional (Memiliki Faktor Dampak - Thomson Reuters/ SJR)

(beri tanda V pada kategori yang tepat)

Jurnal Ilmiah Internasional (Tidak Memiliki Faktor Dampak, Thomson Reuters/ SJR)

Jurnal Ilmiah Internasional (Terindek Database Internasional selain Scopus / Thomson Reuters)

Jurnal Ilmiah Internasional (Edisi Khusus/ Suplemen)*

Hasil Penilaian Peer Review :

No.	Komponen yang dinilai	Nilai Maksimum Jurnal Ilmiah Internasional :			Nilai yang Diberikan Penilai (NP)
		<input checked="" type="checkbox"/> Memiliki Faktor Dampak - Thomson Reuters/ SJR	<input type="checkbox"/> Tidak Memiliki Faktor Dampak, Thomson Reuters/ SJR	<input type="checkbox"/> Terindek Database Internasional Selain Scopus atau Thomson Reuters	
a.	Orisinalitas (20%) (Memperlihatkan keaslian dan kebaruan gagasan)	8	6	4	8
b.	Kedalaman Kajian (40%) (Melakukan analisis, eksplorasi, dan elaborasi terhadap masalah yang dibahas berdasarkan kaidah-kaidah ilmiah yang berlaku dalam penelitian dan pengkajian; mengandung kebenaran ilmiah, ketuntasan kajian, kesistematian pembahasan, dan didukung dengan pustaka yang relevan)	16	12	8	16
c.	Kebermanfaatan (10%) (Memberikan manfaat bagi kemajuan ilmu dan solusi bagi masalah yang dihadapi masyarakat)	4	3	2	4
d.	Relevansi karya dengan keahlian (20%) (Memiliki keselarasan antara karya ilmiah dengan penelitian magister/ doktor dan bidang penugasannya)	8	6	4	7,5
e.	Kelengkapan unsur Jurnal Ilmiah (10%) (Mencakup prakata, daftar Isi, editor, ISSN, dan kelengkapan lain)	4	3	2	4
Total (100%)		40	30	20	39,5

Catatan Penilaian ARTIKEL oleh Reviewer :

Jurnal memiliki dampak pada perubahan ilmu pengetahuan

Nilai Pengusul = BP x NP = 0,1 x 39,5 = 3,95

Ket : Bobot Peran (BP) : Sendiri = 1; Ketua = 0,6; Anggota = 0,4 dibagi jumlah anggota

Bandar Lampung,

Penilai Sejawat I / II / III (Lingkari salah satu)

Dr. Ir. Ktut Murniati, M.T.A.

NIP. 196211201988032002

Fakultas : Pertanian Universitas Lampung