

LEMBAR
HASIL PENILAIAN SEJAWAT SEBIDANG ATAU PEER REVIEW
KARYA ILMIAH : JURNAL ILMIAH

Judul Jurnal Ilmiah (Artikel) : Model of Improving Tourism Industry Performance through Innovation Capability

Penulis Jurnal Ilmiah : Mahrinasari MS

Identitas Jurnal Ilmiah

a. Nama Jurnal : Journal of Environmental Management and Tourism

b. ISSN : ISSN 2068-7729

c. Volume /Issue : Volume X, Summer, 4 (36): 852 - 863.
DOI:10.14505/jemt.v10.4(36).16

d. Edisi (bulan/tahun) : **Oktober** 2019, halaman 852-863

e. Penerbit : ASERS Publishing

f. Terindeks : Scopus Q3/ SJR 2018 = 0.2

g. Tautan :
<https://journals.aserspublishing.eu/jemt/article/view/3893>

Kategori Publikasi Jurnal Ilmiah ☒ : Jurnal Ilmiah Internasional

☐ Jurnal Ilmiah Nasional Terakreditasi

☐ Jurnal Ilmiah Nasional Tidak Terakreditasi

Hasil Penilaian Peer Review :

No.	Komponen yang dinilai	Internasional Bereputasi	Internasional	Nasional Terakreditasi	Nasional Tidak Terakreditasi	Nasional Terindeks DOAJ DLL	Nilai Akhir yang Diperoleh
a.	Kelengkapan unsur isi jurnal ilmiah (10%)	<input type="checkbox"/>	<input checked="" type="checkbox"/>	<input type="checkbox"/>	<input type="checkbox"/>	<input type="checkbox"/>	<input type="checkbox"/>
b.	Ruang lingkup dan kedalaman pembahasan (30%)		2,00				2,00
c.	Kecukupan dan kemutakhiran data/ informasi dan metodologi (30%)		6,00				5,80
D	Kelengkapan unsur dan kualitas penerbit (30%)		6,00				5,95
	Total = (100%)		20,00				19,70

Catatan Penilaian oleh Reviewer:

Kelengkapan unsur isi jurnal ilmiah: Artikel ini lengkap terdiri dari abstrak, pendahuluan, landasan teori, pengembangan hipotesis, metode penelitian, hasil edisi, simpulan & daftar pustaka 48 ref.

Ruang lingkup dan kedalaman pembahasan ... Rumpukan & daftar pustaka 48 ref.

Kecukupan dan kemutakhiran data/ informasi dan metodologi: Data primer digunakan 4 responden dari 164 hotel & teknik analisis SEM/PLS.


Kelengkapan unsur dan kualitas penerbit: Artikel ini diterbitkan Asers Publishing terindeks scopus Q3 penerbit tidak bereputasi.

Hasil cek turnitin 18%.

Kesesuaian Bidang Ilmu

Yogyakarta, 18 November 2019

Reviewer



Nama : Prof Dr. Basu Swastha Dharmmesta

NIP : 19520820 197702 1 002

Unit Kerja : Fakultas Ekonomika dan Bisnis
Universitas Gadjah Mada

Tema Artikel ini bersesuaian dg bidang ilmu dan keahlian peneliti.

LEMBAR
HASIL PENILAIAN SEJAWAT SEBIDANG ATAU PEER REVIEW
KARYA ILMIAH : JURNAL ILMIAH

Judul Jurnal Ilmiah (Artikel) : Model of Improving Tourism Industry Performance through Innovation Capability

Penulis Jurnal Ilmiah : Mahrinasari MS

Identitas Jurnal Ilmiah

a. Nama Jurnal : Journal of Environmental Management and Tourism

b. ISSN : ISSN 2068-7729

c. Volume /Issue : Volume X, Summer, 4 (36): 852 - 863.
DOI:10.14505/jemt.v10.4(36).16

d. Edisi (bulan/tahun) : Oktober 2019, halaman 852-863

e. Penerbit : ASERS Publishing

f. Terindeks : Scopus Q3/ SJR 2018 = 0.2

g. Tautan :
<https://journals.aserspublishing.eu/jemt/article/view/3893>

Kategori Publikasi Jurnal Ilmiah ☒ : Jurnal Ilmiah Internasional

☐ Jurnal Ilmiah Nasional Terakreditasi

☐ Jurnal Ilmiah Nasional Tidak Terakreditasi

Hasil Penilaian Peer Review :

No.	Komponen yang dinilai	Internasional Bereputasi	Internasional	Nasional Terakreditasi	Nasional Tidak Terakreditasi	Nasional Terindeks DOAJ DLL	Nilai Akhir yang Diperoleh
		<input type="checkbox"/>	<input checked="" type="checkbox"/>	<input type="checkbox"/>	<input type="checkbox"/>	<input type="checkbox"/>	<input type="checkbox"/>
a.	Kelengkapan unsur isi jurnal ilmiah (10%)		2,00				2,00
b.	Ruang lingkup dan kedalaman pembahasan (30%)		6,00				5,90
c.	Kecukupan dan kemutakhiran data/ informasi dan metodologi (30%)		6,00				5,95
D	Kelengkapan unsur dan kualitas penerbit (30%)		6,00				5,95
	Total = (100%)		20,00				19,80

Catatan Penilaian oleh Reviewer:

Kelengkapan unsur isi jurnal ilmiah

*Model Artikel Lengkap
by Abstract, Pendahuluan
Metodologi, Hasil, Diskusi*

Bandarlampung,
Reviewer :

Ruang lingkup dan kedalaman pembahasan

*Pembahasan Mendalam
dibukung Teori*

Kecukupan dan kemutakhiran data/ informasi dan metodologi

*Data Primer & 164
Responden + SEM Analysis*

Kelengkapan unsur dan kualitas penerbit

Belum terindex

Indeksi Flagiasi

Ok Similarity 18%.

Kesesuaian Bidang Ilmu

*Sesuai Bidang ilmu +
keahlian*

Nama : Prof. Dr. Satria Bangsawan, S.E., M.Si
NIP : 19610904 198703 1 011
Unit Kerja : Fakultas Ekonomi dan Bisnis
Universitas Lampung

LEMBAR
HASIL PENILAIAN SEJAWAT SEBIDANG ATAU PEER REVIEW
KARYA ILMIAH : JURNAL ILMIAH

Judul Jurnal Ilmiah (Artikel) : Model of Improving Tourism Industry Performance through Innovation Capability

Penulis Jurnal Ilmiah : Mahrinasari MS

Identitas Jurnal Ilmiah

a. Nama Jurnal : Journal of Environmental Management and Tourism

b. ISSN : ISSN 2068-7729

c. Volume /Issue : Volume X, Summer, 4 (36): 852 - 863.
DOI:10.14505/jemt.v10.4(36).16

d. Edisi (bulan/tahun) : **Oktober** 2019, halaman 852-863

e. Penerbit : ASERS Publishing

f. Terindeks :

g. Tautan :

<https://journals.aserspublishing.eu/jemt/article/view/3893>

Kategori Publikasi Jurnal Ilmiah ☒ : Jurnal Ilmiah Internasional

☐ Jurnal Ilmiah Nasional Terakreditasi

☐ Jurnal Ilmiah Nasional Tidak Terakreditasi

Hasil Penilaian Peer Review :

No.	Komponen yang dinilai	Internasional Bereputasi	Internasional	Nasional Terakre ditasi	Nasional Tidak Terakre ditasi	Nasional Terindeks DOAJ DLL	Nilai Akhir yang Diperoleh
		<input type="checkbox"/>	<input checked="" type="checkbox"/>	<input type="checkbox"/>	<input type="checkbox"/>	<input type="checkbox"/>	<input type="checkbox"/>
a.	Kelengkapan unsur isi jurnal ilmiah (10%)		2,00				2,00
b.	Ruang lingkup dan kedalaman pembahasan (30%)		6,00				5,75
c.	Kecukupan dan kemutakhiran data/ informasi dan metodologi (30%)		6,00				5,85
D	Kelengkapan unsur dan kualitas penerbit (30%)		6,00				5,80
	Total = (100%)		20,00				19,40

Catatan Penilaian oleh Reviewer:

Kelengkapan unsur isi jurnal ilmiah

Isi dari artikel ini lengkap, terdiri dari abstrak, pendahuluan, landasan teori & pengembangan hipotesis, metode penelitian, hasil & diskusi, simpulan, & daftar pustaka (48 referensi)

Surabaya, 19 NW 2019
Reviewer

Nama : Prof. Dr. Taufi Handriana
NIP : 196905181993032001
Unit Kerja : Fakultas Ekonomi dan Bisnis
Universitas Airlangga

Ruang lingkup dan kedalaman pembahasan ...

Riset ini menguji ^{pengaruh} kapabilitas inovasi pada kinerja pemasaran melalui inovasi produk & proses inovasi. Penelitian ini menguji 4 hipotesis. Pembahasan dalam artikel ini cukup mendalam.

Kecukupan dan kemutakhiran data/ informasi dan metodologi

Data dalam paper ini adalah data primer, responden dalam penelitian ini adalah 164 hotel. Teknik analisis yang digunakan adalah SEM, dengan software PLS.


Kelengkapan unsur dan kualitas penerbit

Artikel ini diterbitkan oleh ASEPS Publishing. Journal ini belum terindeks scopus.

Indeksi Flagiasi = 18% (hasil cek turnitin)

Kesesuaian Bidang Ilmu

Tema dari artikel ini sesuai dengan bidang keilmuan & keahlian penulis.



Model of Improving Tourism Industry Performance through Innovation Capability

by Mahrinasari Ms

Submission date: 15-Nov-2019 09:07PM (UTC+0700)

Submission ID: 1214429042

File name: 16_SARI_852-863_JEMT_Volume X_Issue 4(36)_Summer 2019 by YUNITA SARI.pdf (317.93K)

Word count: 6980

Character count: 40105



DOI: [https://doi.org/10.14505/jemt.10.4\(36\).16](https://doi.org/10.14505/jemt.10.4(36).16)

Model of Improving Tourism Industry Performance through Innovation Capability

Yunita SARI
Universitas Baturaja, Indonesia
yunitaur1@yahoo.com

Mahrinasari MAHRINASARI
Universitas Lampung, Indonesia
pr1nch1t4@yahoo.com

Ayi AHADIAT
Universitas Lampung, Indonesia
ayi.ahadiat@gmail.com

Marselina MARSELINA
Universitas Lampung, Indonesia
ikbal_tawakal@yahoo.com

Suggested Citation:

Sari, Y., Mahrinasari, M., Ahadiat, A., Marselina, M. (2019). Model of Improving Tourism Industry Performance through Innovation Capability. *Journal of Environmental Management and Tourism*, (Volume X, Summer), 4(36): 852 - 863. DOI:10.14505/jemt.v10.4(36).16

Article's History:

Received January 2019; Revised March 2019; Accepted April 2019.
2019. ASERS Publishing©. All rights reserved.

Abstract:

The capability of innovation is an important factor for the economic performance of tourism companies, (Martínez-Román *et al.* 2015). This study aims to examine the influence of innovation capabilities on product innovation and process innovation and then these results influence marketing performance. The design of the research is explanatory research with a quantitative approach. The population of this research is 168 starred hotels in southern Sumatra, the data used are primary data. Processing data used a structural equation model. The conclusion of this study shows that the capability of innovation influences product innovation and process innovation, which in turn influences marketing performance.

Keywords: innovation capability; product innovation; process innovation; marketing performance.

JEL Classification: L83; M31; O31; Z32.

Introduction

The development of the business sector in Indonesia in recent years has increased, especially in the tourism sector. The tourism sector is one of the biggest foreign exchange contributors in Indonesia, which ranks second in 2017. The results of this data were obtained from the Central Statistics Agency (BPS), showing that the first order was crude palm oil (CPO).

Global tourism that continues to experience rapid development also has an impact on the increase in the number of starred hotels and other accommodations as the main support in tourism activities. During January 2015, Indonesia built 28,652 rooms in 159 hotels. This number places Indonesia as the second largest country in Asia in hotel development. Then Indonesia became the fourth largest country in the Asia Pacific in hotel development as of June 2015 (Alexander 2015).

In that period the total rooms built reached 554,532 units from 2,363 hotels. Meanwhile, the value of hotel construction being built in Indonesia during January-May 2015 was recorded at around Rp7.85 trillion. The development of hotels has intensified in 2015-2018 in Jakarta and Bali as a benchmark (Alexander 2015). This

has led to oversupply of the hospitality industry in Indonesia. Another factor influencing this, the lack of innovation in the hotel sector is the main factor in the high level of competition in the hotel sector in Indonesia. There are many definitions of innovation in the literature. According to Hansen *et al.* (2006) innovation as a creativity and/or adoption of new ideas, new processes, new products or new services aimed at increasing value to customers and contributing to the performance or effectiveness of the company. Innovation is the key to increasing productivity through new processes of development and creation, higher value, products and services (Mitussis 2010).

The results of Soca (2011), showed continuous innovation and exceptional customer service in the long run creating and maintaining superior performance. Meanwhile the results of the research by Gheorghe & Alexandru (2020) state that companies to survive continuously must be competitive and innovative.

The purpose of this study is to see the relationship between the capabilities of innovation, innovation (Martínez-Román *et al.* 2015) and marketing performance (Campo *et al.* 2014). Agarwal *et al.* (2003) stated that innovation has an influence on marketing performance both measured by an objective approach (occupancy rate, market share) and with a subjective approach (service quality and customer satisfaction). On the other hand, Gunday *et al.* (2011) stated that integrated innovation including organizational innovation, product innovation, process innovation and marketing innovation had a positive influence on the performance of manufacturing companies. Innovation not only produces quality products, but also produces products that follow changes and a growing market appetite. Innovation also plays an important role in developing the economy, in expanding and maintaining the company's high performance, in the preparation of industrial competitiveness, in improving living standards, and in creating a better quality of life (Ar and Baki 2011). Dodgson (2009) states that innovation capability has a vital role in improving company performance and company competitiveness. The ability to innovate is increasingly seen as the most important factor in developing and maintaining competitive advantage (Tidd and Bessant 2018).

1. Literature Review and Hypothesis Development

Albaladejo and Romijn (2000) stated that innovation capability is the ability of an organization to develop and modify its products and technologies or to create new products and technologies. Capability of innovation has an important influence on the company in making new breakthroughs to improve its company performance. Understanding innovation capabilities according to Lawson and Samson (2001) is the ability to transform knowledge and ideas continuously into various forms of new services, processes and systems for the benefit of institutions and stakeholders. The success of an organization in almost all industries depends on their ability to innovate (Saunila and Ukko 2013). Thus, innovation can be considered an organizational ability, because it is the act of developing existing resources with new capabilities to create value.

Innovation can be considered as an organizational ability because it is an act of uniting the capabilities of existing resources with new capabilities to create value (Saunila 2014). Therefore, the development of innovation capabilities is very important because innovation plays a key role in the survival and growth of organizations (Saunila and Ukko 2013).

The capability of innovation is an important factor for the economic performance of tourism companies, the dimensions of innovation capability namely: knowledge, organization, and human factors, (Martínez-Román *et al.* 2015). Knowledge is an important factor in innovation activities favored by hospitality, both internal and external (Salavou *et al.* 2004; Kim *et al.* 2011; Fernández-Mesa *et al.* 2013). Knowledge is likened to two sides of the same coin (Sarab and Obeso 2012). On the one hand, action learning is an internal process in SMEs and while on the other hand reaction learning is a consequence of the system of interactions among SMEs.

Human factors and organizations are important for innovation in tourism, (Hall 2009; Hall and Williams, 2008) in Martínez-Román *et al.* (2015). The capability of innovation also relies on human resources or human capital in the organization. As a learning organization, SMEs must manage the ability of human resources to achieve sustainable competitive advantage because the ability of human resources has a positive relationship with the performance of SMEs (Khandekar and Sharma 2005). The importance of organizational factors such as the level of decision making in organizations (decentralization), communication, hierarchy of power, strategic orientation and quality standards (Martínez-Román *et al.* 2015; Chang *et al.* 2011).

Innovation is a step taken by the company to survive and excel in competition in the era of globalization, because change occurs very quickly. Companies cannot survive with the same strategy for a long time. Understanding of continuity, where products and production processes can survive in the long term has been replaced by discontinuity, that is, products and production processes change rapidly with regard to shifts in the market due to the emergence of new technologies (Kaplan *et al.* 2001).

Innovation has two basic forms, which distinguish between technological innovations (products and processes) and non-technological innovations (based on organization and marketing) to distinguish technically from the basic administration in the innovation activities of tourism companies (Martínez-Román *et al.* 2015). Service innovation is an important performance factor that provides the ability to expand into new markets and industries (Damanpour and Gopalakrishnan 2001) and allows exploring opportunities to get abnormal profits and provides a route for companies to make a profit (Nambisan 2003). Process innovation may have an influence on productivity, profitability growth (Veugelers 2008). This process is needed to send products or services that are not directly paid by customers. Therefore innovation processes must be a new change for the act of producing or delivering products that allow significantly to increase the value delivered to stakeholders (Savitz *et al.* 2000).

Marketing performance is an important element that contributes to company performance and is recognized as a key factor that has led to the growth of the marketing function in the organization (O'Sullivan *et al.* 2009). Marketing performance is a concept that can be used to measure marketing performance a performance company. Every company has an interest in knowing its achievements as a mirror of the success of its business in market competition.

In line with that, Clark and Ambler (2001) stated that marketing performance can be measured from "the relationship between marketing activities and business performance". Slater and Narver (1995) described the results of implementing company strategies such as customer satisfaction, success of new products, increased sales and company profitability. Techniques to maximize organizational performance in long-term business must know and build mutually beneficial relationships with buyers. The business that places consumers as kings in the organization means demonstrating that companies want to give more value to customers in the hope of gaining long-term competitive advantage. So that it can provide superior benefits (Narver and Slater 1990).

2.1 The Influence of Innovation Capability on Innovation

Innovative capability is defined as the ability of an organization to develop and modify its products and technologies, or create new products and technologies (Albaladejo and Romijn 2000). The success of an organization in almost all industries depends on their ability to innovate. According to Saunila and Ukko (2013) the capability of innovation has a positive impact on company performance, as well as research conducted by Taherparvar *et al.* (2014) in the banking industry, the results show that the capability of innovation has a direct and positive effect on business performance.

The results of research by Sulisty and Siyamtinah (2016) the greater the capability of innovation carried out by the organization, the better the business performance; this will significantly influence competitive advantage. Lawson and Samson (2001) research that produces high innovation capabilities carried out by the company will produce effective performance. Capability of innovation has an important influence on companies in making new breakthroughs to improve their company performance (Albaladejo and Romijn 2000). Building innovation capabilities is not an easy matter, Baldwin *et al.* (2000) state that building innovation capabilities requires developing capabilities in a number of different areas and resources. The development of capabilities is not only in the area and resources that have been owned by the company, but also in the development of capabilities that have not been owned by the company. The results of Hurley and Hult (1998) that innovation capabilities have a significant influence on performance.

The capability of innovation is an important factor for the economic performance of tourism companies, the dimensions of innovation capability namely: knowledge, organization, and human factors (Martínez-Román *et al.* 2015). Knowledge is an important factor in innovation activities favored by hospitality, both internal and external (Salavou *et al.* 2004; Kim *et al.* 2011; Fernández-Mesa *et al.* 2013). Knowledge is likened to two sides of the same coin (Sarabi and Obeso 2012). On the one hand, action learning is an internal process in SMEs and while on the other hand reaction learning is a consequence of the system of interactions among SMEs.

Human factors and organizations are important for innovation in tourism, (Hall 2009; Hall and Williams 2008) in Martínez-Román *et al.* (2015). The capability of innovation also relies on human resources or human capital in the organization. As a learning organization, SMEs must manage the ability of human resources to achieve sustainable competitive advantage because the ability of human resources has a positive relationship with the performance of SMEs (Khandekar and Sharma 2005). The importance of organizational factors such as the level of decision making in organizations (decentralization), communication, hierarchy of power, strategic orientation and quality standards (Martínez-Román *et al.* 2015; Chang *et al.* 2011).

H1: Capability of innovation has positive influence on product/service innovation.

H2: The capability of innovation has a positive influence on process innovation.

2.2 Effect of Innovation on Marketing Performance

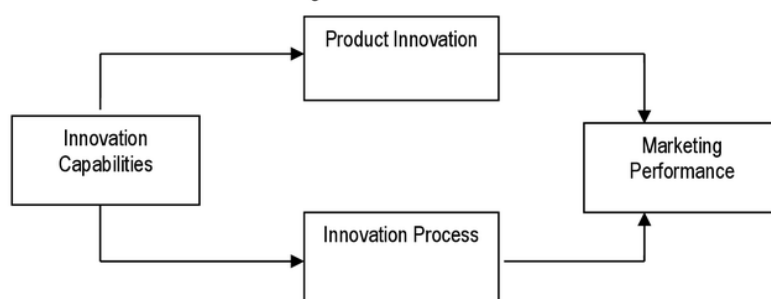
Innovation is an important function in management, because innovation is related to company performance, this has been proven (Damanpour and Evan 1984; Damanpour *et al.* 1989). Products, processes (technological innovation) have significant and positive influence on company performance (Veugelers 2008). More specifically in the relationship between innovation and marketing performance some researchers have also proven the positive influence of innovation with marketing performance.

Agarwal *et al.* (2003) research found that innovation has an influence on marketing performance both measured by an objective approach (occupancy rate and market share) and with a subjective approach (service quality and customer satisfaction). Whereas Im and Workman (2004) also conducted research in relation to innovation and marketing performance, in a study conducted on 106 companies engaged in high technology in the United States, it was found that creativity in product development and new marketing programs had a positive influence towards marketing performance. However, several other studies actually provide different results, namely Mavondo *et al.* (2005) stating that product innovation does not have a significant influence on marketing effectiveness. Besides Mavondo *et al.* (2005); Darroch (2005) in his research on industry in New Zealand also found that innovation has no influence on performance both as measured by financial performance and non-financial performance, namely market share and sales growth. Product and process innovation has a strong and positive relationship with the performance of SMEs in Turkey (Baki 2011). If SMEs have a good level of innovation, SMEs will be encouraged to improve performance (Li and Mitchell 2009; Rosenbusch *et al.* 2011).

H3: Product innovation influences marketing performance.

H4: Innovation Process influences marketing performance

Figure 1. Research Framework



3. Methods

This research was conducted in the tourism industry, especially the hotel sector, research on innovation is a new topic and knowledge that is still limited which discusses the influence of innovation on business performance (Hjalager 2010). The study uses a survey method, carried out on the island of Sumatra in Indonesia, which is broadly based on the sixth largest island in the world. The island stretches from the northwest to the southeast and crosses the equator, dividing the island of Sumatra into two parts, the northern hemisphere Sumatra and the southern Sumatra hemisphere. The population of this study was 164 starred hotels on the island of Sumatra, specifically Sumatra, the southern hemisphere, which consisted of five provinces, namely Jambi, Bengkulu, Lampung, Bangka Belitung and South Sumatra. The many international events such as the 2018 Asian Games in the city of Palembang, South Sumatra also has an influence on several surrounding areas such as Jambi, Bengkulu, Lampung, Bangka Belitung. A significant influence occurred in the increase in the number of star-rated hotels. This study uses PLS to test structural equations, because PLS is more suitable for data with smaller sample sizes (Hair Jr. *et al.* 2010), even for sample size of 50 (Cassel *et al.* 1999).

Measurement models are assessed by testing the reliability of each item, convergent validity and discriminant validity (Hair Jr. *et al.* 2010). Each item was tested for reliability using Cronbach's alpha and composite reliability. Table 1 presents Cronbach's alpha and reliability ranging between 0.678 and 0.923. The practical rule used is that values higher than 0.6 indicate satisfactory reliability (Hair Jr. *et al.* 2010). The validity was used PLS tests convergent and discriminant validity. Convergent validity, Henseler *et al.* (2009) was tested using Average Variance Extracted (AVE). Adequate convergence validity is indicated by the AVE value of at least 0.5 (Henseler *et al.* 2009). Table 1 shows adequate convergent validity, with AVE values of all variables more than 0.5. AVE can also be used to test discriminant validity. Discriminant validity can be assessed using two

sizes: Fornell – Larcker's size and cross loading. Using Fornell - Larcker criterion, the discriminant value is calculated by comparing the square root of AVE with the latent variable correlation. The discriminant validity is adequate if the square root of AVE along the diagonal is higher than the correlation between constructs. For both rows and columns, all AVE square roots are higher than diagonal (Table 2). In addition, the measurement of discriminant validity through cross-loading indicates that all items must be larger than other constructions (Hair Jr. *et al.* 2010), this is as shown in Table 3. Therefore, the results of reliability and validity statistics using PLS in each - each construct meets the requirements.

Table 1. Cronbach Alpha, Composite Reliability and Average Variance Extracted

Variables	AVE	Cronbach Alpha	Composite Reliability	Criteria
Innovation Capability (KI)	0.502822	0.909574	0.923568	Reliable
Product Innovation (INPROD)	0.541994	0.678321	0.779992	Reliable
Process Innovation (INPROS)	0.625689	0.706704	0.833707	Reliable
Marketing Performance (KP)	0.504448	0.743946	0.830961	Reliable

Table 2. Discriminant Validity of Latent Variable Correlations

Variables	Innovation Capacity (KI)	Product Innovation (INPROD)	Process Innovation (INPROS)	Marketing Performance (KP)
Innovation Capability (KI)	0.709099			
Product Innovation (INPROD)	0.704574	0.736202		
Process Innovation (INPROS)	0.664070	0.713912	0.791005	
Marketing Performance (KP)	0.587884	0.704574	0.690062	0.710245

Table 3. Loadings Factor

Indicators	Innovation Capacity (KI)	Product Innovation (INPROD)	Process Innovation (INPROS)	Marketing Performance (KP)
X12	0.685796	0.506183	0.523506	0.443663
X13	0.704678	0.530202	0.562711	0.401122
X22	0.701711	0.571037	0.617219	0.622452
X31	0.740698	0.539302	0.492028	0.418433
X32	0.740532	0.526838	0.445673	0.322304
X41	0.727228	0.520784	0.461611	0.411453
X62	0.586232	0.404307	0.330483	0.476369
X71	0.775674	0.634701	0.527434	0.440077
X72	0.658925	0.543682	0.35884	0.355313
X81	0.743124	0.543674	0.427883	0.281477
X91	0.706491	0.522877	0.349262	0.297524
X101	0.719593	0.506183	0.523506	0.443663
Y11	0.573000	0.736111	0.352917	0.391999
Y12	0.508962	0.768816	0.545698	0.653959
Y13	0.618017	0.702172	0.674961	0.355089
Y21	0.569785	0.624714	0.788452	0.393924
Y22	0.527245	0.551612	0.807340	0.405029
Y23	0.487188	0.525713	0.776924	0.763536
Y31	0.404093	0.473197	0.591457	0.824154
Y32	0.517901	0.563467	0.632460	0.859448
Y33	0.350120	0.445026	0.456130	0.703802
Y34	0.469135	0.386061	0.394494	0.527302
Y35	0.345751	0.414199	0.295564	0.575302

4. Results and Discussion

32

Inner model (inner relation or structural model) describes the relationship between exogenous latent variables to endogenous variables based on substantive theory.

Structural Model



18

2

2 is

Table 4. Value of R-Square

Variables	R-Squares
Innovation Capability (KI)	-
Product Innovation (INPROD)	0.584573
Process Innovation (INPROS)	0.440989
Marketing Performance (KP)	0.524454

The above table shows that the sub 1 structural model obtained an R-square value of 0.584573 meaning that the Product Innovation variable (INPROD) can be explained by the Innovation Capability variable (KI) of 58.46%. The sub 2 structural model obtained an R-square value of 0.440989 meaning that the Process Innovation variable (INPROS) can be explained by the Innovation Capability variable (KI) of 44.10% and the sub-3 structural model obtained by the R-square value of 0.524454 that the Marketing Performance variable (KP) can be explained by the Product Innovation (INPROD) and Process Innovation (INPROS) variables of 52.45% while the rest are 41.54%, 55.90% and 57.55% are influenced by other variables which is not examined. Next is how well the observations produced by the model. The Q-Square calculation is as follows:

$$Q^2 = 1 - (1 - 0.584573)(1 - 0.440989)(1 - 0.524454) = 0.889565$$

2 The results of the calculation of Q-square value obtained by the results of 0.889565. The magnitude of Q^2 has a value with a range of $0 < Q^2 < 1$, where getting closer to 1 means that the model is getting better.

The significance of the estimated parameters provides very useful information about the relationship between the research variables. The basis used in testing hypotheses is the value found in the result for inner weight output. To assess the significance of the prediction model in testing structural models, it can be seen from the t-statistics value between the independent variable to the dependent variable in the Path Coefficient table at the Smart output PLS. The limit for rejecting and accepting a hypothesis is proposed if the value of t counts \geq or \leq value of t table (n-k-1).

Hypothesis testing will be done using the bootstrap method for the sample. Bootstrap testing is intended to minimize the problem of research data abnormalities. The test results with bootstrapping from PLS analysis are as follows:

Table 5. Result for Inner Weights

Hypothesis	Relationship	Total Effects Original Sample Estimate (O)	Indirect Effects	T-Statistics (O / STERR)	Conclusion
H ₁	KI → INPROD	0.764574	0.239887	18.63253	Accepted
H ₂	KI → INPROS	0.664070	0.309504	10.65773	Accepted
H ₃	INPROD → KP	0.313752	-	2.234467	Accepted
H ₄	INPROS → KP	0.466071	-	3.680956	Accepted

Table 6. Hypothesis Testing 1

Hypothesis	Relationship	Total Effects Original Sample Estimate (O)	Indirect Effects	T-Statistics (O / STERR)	Conclusion
H ₁	KI → INPROD	0.764574	0.239887	18.63253	Accepted

The results of testing the first hypothesis indicate that the variable relationship of Innovation Capability (KI) to Product Innovation (INPROD) shows the value of the path coefficient (Total Effects) of 0.764574 with a value of t count of 18.63253. This value is greater than t table 1.960. This result means that Innovation Capability (KI) has a positive and significant relationship to Product Innovation (INPROD). Thus Hypothesis 1 is accepted.

The Total Effects value of 0.764574 is a value obtained from Directs Effects (0.524687) variable relationship of Innovation Capability (KI) to Marketing Performance (KP) through Indirect Effects (0.239887) Product Innovation variable (INPROD).

Table 7. Hypothesis Testing 2

Hypothesis	Relationship	Total Effects Original Sample Estimate (O)	Indirect Effects	T-Statistics (O / STERR)	Conclusion
H ₂	KI → INPROS	0.664070	0.309504	10.65773	Accepted

The results of testing the second hypothesis show that the variable relationship of Innovation Capability (KI) to Process Innovation (INPROS) shows the value of the path coefficient (Total Effects) of 0.664070 with a t value of 10.65773. This value is greater than t table 1.960. This result means that Innovation Capability (KI) has a positive and significant relationship to Process Innovation (INPROS). Thus hypothesis 2 is accepted.

The Total Effects value of 0.664070 is a value obtained from Directs Effects (0.354566) variable relationship of Innovation Capability (KI) to Marketing Performance (KP) through Indirect Effects (0.309504) Process Innovation variable (INPROS).

Table 8. Hypothesis Testing 3

Hypothesis	Relationship	Total Effects Original Sample Estimate (O)	Indirect Effects	T-Statistics (O / STERR)	Conclusion
H ₃	INPROD → KP	0.313752	-	2.234467	Accepted

The results of the testing of the third hypothesis indicate that the relationship of Product Innovation (INPROD) variable to Marketing Performance (KP) shows the path coefficient value (Total Effects) of 0.313752 with a calculated t value of 2.234467. This value is greater than t table 1.960. This result means that Product

Innovation (INPROD) has a positive and significant relationship to Marketing Performance (KP). Thus hypothesis 3 is accepted.

Table 9. Hypothesis Testing 4

Hypothesis	Relationship	Total Effects Original Sample Estimate (O)	Indirect Effects	T-Statistics (O / STERR)	Conclusion
H ₄	INPROS → KP	0.466071	-	3.680956	Accepted

The results of testing the fourth hypothesis indicate that the relationship of Process Innovation variable (INPROS) to Marketing Performance (KP) shows the value of the path coefficient (Total Effects) of 0.466071 with a value of t count of 3.680956. This value is greater than t table 1.960. This result means that Process Innovation (INPROS) has a positive and significant relationship to Marketing Performance (KP). Thus hypothesis 4 is accepted.

The main objective of this research is to see the influence of innovation capability on marketing performance through product innovation and process innovation. This main objective was inspired by previous research conducted by Martinez-Román et al. (2015) who found that the implementation of innovation capabilities on performance yielded mixed results.

The findings of this study support previous research that innovation capabilities in hospitality service companies have a positive and strong impact on innovation efforts. Thus the hypothesis H1, H2, is accepted. Especially the capability of innovation has a strong and significant impact on product innovation and process innovation. This understanding is very important because the capability of innovation is one of the most influential factors for developing innovation activities within the company. Knowledge sharing, human factors, and organizational factors will lead to a clear and effective understanding of innovation strategies. A cultural organization that prioritizes innovation and organization supported by the right people, the process will provide a way to create a wide variety of ideas, especially turning them into profitable business concepts. As well as the effective scale of new business ideas that support them with the right level and type of resources requires the creation of superior ideas and successfully commercializing them. Therefore, the capability of innovation provides insight into the potential of innovation for companies and assets, leading to the identification of strengths or weaknesses, where the company grows and develops. For this reason, innovation capability is the most needed component to develop effective innovation results in companies/organizations to enable the application of resources and the continuous transformation of knowledge and skills into products and processes to provide benefits to stakeholders. The capability of innovation from the next company is responsible for producing very creative innovations.

Another important result of this research is that innovation activities have a positive and significant impact on the company's marketing performance. The results show that product innovation and process innovation are positively related to the company's marketing performance. Therefore the hypothesis H3, H4, is accepted. Product innovation and process innovation are important drivers for marketing performance in hospitality service companies which also show that a strong relationship with innovation capabilities. This suggests that increasing the capabilities of innovation from companies will drive better innovation performance.

Companies with successful product innovation and process innovation can facilitate better product development and marketing activities within the company. Product/service innovation involves creating new products to create new markets/customers or satisfying existing markets/customers and process innovation involves the creation or improvement of production methods that enable services or administrative operations to support the creation of new products, and improve technological processes or operational practices. Focusing on innovation activities encourages employees to grow and develop their abilities. For this reason, hospitality service companies need to implement product innovation and process innovation, towards effective innovation solutions. It is proven that managing the capabilities of the company's innovation leads to improved performance. This is as stated by Im & Workman (2004) that creativity in product development and new marketing programs have a positive influence on marketing performance. The overall findings can be abbreviated that to achieve a hospitality company that performs innovation it is first necessary to develop an organizational culture that can motivate innovation behavior, internal coordination with employees to encourage the mindset of innovation driven from ideas, concepts to products/services, processes, models business, or a successful system. This provides a view for insurance companies to develop innovation capabilities and motivate and empower individuals in an organization to drive innovation. It is possible for organizations to use technology and knowledge to deliver better results and innovation performance. Finally, the study suggests that if a company has strong innovation

capabilities it will have very high marketing performance. The findings of this study provide direction for the most effective way to achieve innovation success.

Conclusion

This research was conducted to investigate and understand the influence of innovation capability, innovation and marketing performance on the tourism industry, especially hospitality services in Indonesia. The findings of this study support that companies that have high innovation capabilities positively influence. This finding also helps that the improvement of innovation capabilities is the responsibility of hospitality service companies as a basis for defining successful innovation. Hospitality service companies need to utilize sources of innovation, access creative ideas from employees, customers, investors and partners, which, in turn, will require aggressive leadership.

Knowledge is an important factor in innovation activities in the tourism industry, especially hospitality services, both internal and external. Likewise, human and organizational factors are also important for innovation in tourism (Martínez-Román *et al.* 2015). As a learning organization, SMEs must manage the ability of human resources to achieve sustainable competitive advantage because the ability of human resources has a positive relationship with the performance of SMEs (Khandekar and Sharma 2005).

Various aspects related to human factors in the company, such as the level of education, creativity and risk taking, this appears in many studies because it is important in influencing innovation.

The next dimension is organizational factors, related aspects include: the level of decentralization or distribution of decision making in organizations, the existence of permanent groups and special teams as liaison / communication resources, the influence of the level of hierarchical control or direct supervision in business structures that influence the company's strategy competition, and quality improvement helps to improve coordination between functions in the Department, it plays an important role to build an organizational climate that encourages innovation through finding innovative opportunities from internal and external environments to turn them into successful innovations, which significantly influence the success of innovation.

Finally, it is clearly illustrated that innovation capability is the main strategy for companies to encourage long-term growth and profitability and is indispensable for the survival of the organization. Having greater relevance for managers in the context of competition given the importance of developing and implementing innovation with the company's business strategy and having a clear understanding of imperative innovation where deliberately explaining themselves to apply through strategic practice. As with other empirical studies, this study also has limitations that must be recognized. This will help to study the future and can make improvements in this field. First, this research measures innovation capabilities only focusing on the hospitality service industry, there are still many other tourism service industries. Secondly, this research only measures from the perspective of hotel owners / managers; it still has to measure from the point of view of consumers and foreign and domestic tourists visiting tourist attractions. Future research requires various aspects that affect innovation capabilities such as customer orientation, market orientation, and technology orientation. These factors are increasingly developing factors for innovation capabilities. Therefore these factors must be investigated in future research. Some valuable findings from this study reveal that this can be applied to other sector industries. Future research needs to be applied to developing countries that are different from different service sector industries to explore the impact of innovation on different economic growth and market levels.

References

- [1] Agarwal, S., Erramilli, M. K., and Dev, C. S. 2003. Market Orientation and Performance in Service Firms: Role of Innovation. *Journal of Services Marketing*, 17(1): 68–82. DOI:<https://doi.org/10.1108/08876040310461282>
- [2] Albaladejo, M., and Romijn, H. 2000. *Determinants of Innovation Capability in Small UK Firms: An Empirical Analysis* (Eindhoven Center for Innovation Studies No. 200013).
- [3] Alexander, H. B. 2015. "Booming" Hotel di Indonesia Terjadi Kurun 2015-2018. *Kompas.Com*. <https://properti.kompas.com/read/2015/02/08/200000921/Booming.Hotel.di.Indonesia.Terjadi.Kurun.2015-2018>
- [4] Ar, I. M., and Baki, B. 2011. Antecedents and Performance Impacts of Product versus Process Innovation: Empirical Evidence from SMEs Located in Turkish Science and Technology Parks. *European Journal of Innovation Management*, 14(2): 172–206. DOI:<https://doi.org/10.1108/1460106111124885>

- [5] Baldwin, J. R., Hanel, P., and Sabourin, D. 2000. *Determinants of Innovative Activity in Canadian Manufacturing Firms: The Role of Intellectual Property Rights* (Statistics Canada Working Paper No. 122).
- [6] Campo, S., M. Diaz, A., and J. Yagüe, M. 2014. Hotel Innovation and Performance in Times of Crisis. *International Journal of Contemporary Hospitality Management*, 26(8): 1292–1311. DOI:<https://doi.org/10.1108/IJCHM-08-2013-0373>
- [7] Cassel, C., Hackl, P., and Westlund, A. H. 1999. Robustness of Partial Least-Squares Method for Estimating Latent Variable Quality Structures. *Journal of Applied Statistics*, 26(4): 435–446. DOI:<https://doi.org/10.1080/02664769922322>
- [8] Chang, Y., Hughes, M., and Hotho, S. 2011. Internal and External Antecedents of SMEs' Innovation Ambidexterity Outcomes. *Management Decision*, 49(10): 1658–1676. DOI:<https://doi.org/10.1108/00251741111183816>
- [9] Clark, B. H., and Ambler, T. 2001. Marketing Performance Measurement: Evolution of Research and Practice. *International Journal of Business Performance Management*, 3(2/3/4): 231. DOI:<https://doi.org/10.1504/IBPM.2001.000101>
- [10] Damanpour, F., and Evan, W. M. 1984. Organizational Innovation and Performance: The Problem of "Organizational Lag." *Administrative Science Quarterly*, 29(3): 392–409.
- [11] Damanpour, F., and Gopalakrishnan, S. 2001. The Dynamics of the Adoption of Product and Process Innovations in Organizations. *Journal of Management Studies*, 38(1): 45–65. DOI:<https://doi.org/10.1111/1467-6486.00227>
- [12] Damanpour, F., Szabat, K. A., and Evan, W. M. 1989. The Relationship between Types of Innovation and Organizational Performance. *Journal of Management Studies*, 26(6): 587–602. DOI:<https://doi.org/10.1111/j.1467-6486.1989.tb00746.x>
- [13] Darroch, J. 2005. Knowledge Management, Innovation and Firm Performance. *Journal of Knowledge Management*, 9(3): 101–115. DOI:<https://doi.org/10.1108/13673270510602809>
- [14] Dodgson, M. 2009. Asia's National Innovation Systems: Institutional Adaptability and Rigidity in the Face of Global Innovation Challenges. *Asia Pacific Journal of Management*, 26(3): 589–609. DOI:<https://doi.org/10.1007/s10490-008-9105-4>
- [15] Fernández-Mesa, A., Alegre-Vidal, J., Chiva-Gómez, R., and Gutiérrez-Gracia, A. 2013. Design Management Capability and Product Innovation in SMEs. *Management Decision*, 51(3): 547–565. DOI:<https://doi.org/10.1108/00251741311309652>
- [16] Gheorghe, P., and Alexandru, S. C. 2010. Innovation Performance Factor of Economic Entities. *Annals of University of Craiova - Economic Sciences Series*, 3(38): 1–12.
- [17] Gunday, G., Ulusoy, G., Kilic, K., and Alpkan, L. 2011. Effects of Innovation Types on Firm Performance. *International Journal of Production Economics*, 133(2): 662–676. DOI:<https://doi.org/10.1016/j.ijpe.2011.05.014>
- [18] Hair Jr., J. F., Black, W. C., Babin, B. J., and Anderson, R. E. 2010. *Multivariate Data Analysis* (7th ed.). New Jersey: Prentice Hall.
- [19] Hall, C. M. 2009. Innovation and Tourism Policy in Australia and New Zealand: Never the Twain Shall Meet? *Journal of Policy Research in Tourism, Leisure and Events*, 1(1): 2–18. DOI:<https://doi.org/10.1080/19407960802703466>
- [20] Hall, M. C., and Williams, A. 2008. *Tourism and Innovation* (1st ed.). London: Routledge. DOI:<https://doi.org/10.4324/9780203938430>
- [21] Hansen, E., Korhonen, S., Rametsteiner, E., and Shook, S. 2006. Current State-of-Knowledge: Innovation Research in the Global Forest Sector. *Journal of Forest Products Business Research*, 3: 1–27.
- [22] Henseler, J., Ringle, C. M., and Sinkovics, R. R. 2009. *The Use of Partial Least Squares Path Modeling in International Marketing*. (R. R. Sinkovics & P. N. Ghauri, Eds.) (New Challe, Vol. 20). Bingley: Emerald Group Publishing. DOI:[https://doi.org/10.1108/S1474-7979\(2009\)0000020014](https://doi.org/10.1108/S1474-7979(2009)0000020014)

- [23] Hjalager, A.-M. 2010. A Review of Innovation Research in Tourism. *Tourism Management*, 31(1): 1–12. DOI:<https://doi.org/10.1016/j.tourman.2009.08.012>
- [24] Hurley, R. F., and Hult, G. T. M. 1998. Innovation, Market Orientation, and Organizational Learning: An Integration and Empirical Examination. *Journal of Marketing*, 62(3): 42–54. DOI:<https://doi.org/10.1177/002224299806200303>
- [25] Im, S., and Workman, J. P. 2004. Market Orientation, Creativity, and New Product Performance in High-Technology Firms. *Journal of Marketing*, 68(2): 114–132. DOI:<https://doi.org/10.1509/jmkg.68.2.114.27788>
- [26] Kaplan, C. D., Broekaert, E., and Morival, M. 2001. Improving Social Psychiatric Treatment in Residential Programmes for Emerging Dependence Groups in Europe: Cross-Border Networking, Methodological Innovations and Substantive Discoveries. *International Journal of Social Welfare*, 10(2): 127–133. DOI:<https://doi.org/10.1111/1468-2397.00162>
- [27] Khandekar, A., and Sharma, A. 2005. Managing Human Resource Capabilities for Sustainable Competitive Advantage: An Empirical Analysis from Indian Global Organisations. *Education + Training*, 47(8/9): 628–639. DOI:<https://doi.org/10.1108/00400910510633161>
- [28] Kim, S. K., Lee, B. G., Park, B. S., and Oh, K. S. 2011. The Effect of R&D, Technology Commercialization Capabilities and Innovation Performance. *Technological and Economic Development of Economy*, 17(4): 563–578. DOI:<https://doi.org/10.3846/20294913.2011.603481>
- [29] Lawson, B., and Samson, D. 2001. Developing Innovation Capability in Organisations: A Dynamic Capabilities Approach. *International Journal of Innovation Management*, 5(3): 377–400. DOI:<https://doi.org/10.1142/S1363919601000427>
- [30] Li, X., and Mitchell, R. K. 2009. The Pace and Stability of Small Enterprise Innovation in Highly Dynamic Economies: A China-Based Template. *Journal of Small Business Management*, 47(3): 370–397. DOI:<https://doi.org/10.1111/j.1540-627X.2009.00275.x>
- [31] Martínez-Román, J. A., Tamayo, J. A., Gamero, J., and Romero, J. E. 2015. Innovativeness and Business Performances in Tourism SMEs. *Annals of Tourism Research*, 54: 118–135. DOI:<https://doi.org/10.1016/j.annals.2015.07.004>
- [32] Mavondo, F. T., Chimhanzi, J., and Stewart, J. 2005. Learning Orientation and Market Orientation: Relationship with Innovation, Human Resource Practices and Performance. *European Journal of Marketing*, 39(11/12): 1235–1263. DOI:<https://doi.org/10.1108/03090560510623244>
- [33] Mitussis, D. 2010. SME Innovation in Zhejiang, China: Potential Constraints to Development of Widespread Innovation. *Journal of Knowledge-Based Innovation in China*, 2(1): 89–105. DOI:<https://doi.org/10.1108/17561411011032007>
- [34] Nambisan, S. 2003. Information Systems as a Reference Discipline for New Product Development. *MIS Quarterly*, 27(1): 1–18.
- [35] Narver, J. C., and Slater, S. F. 1990. The Effect of a Market Orientation on Business Profitability. *Journal of Marketing*, 54(4): 20–35. DOI:<https://doi.org/10.1177/002224299005400403>
- [36] O'Sullivan, D., Abela, A. V., and Hutchinson, M. 2009. Marketing Performance Measurement and Firm Performance: Evidence from the European High-Technology Sector. *European Journal of Marketing*, 43(5/6): 843–862. DOI:<https://doi.org/10.1108/03090560910947070>
- [37] Rosenbusch, N., Brinckmann, J., and Bausch, A. 2011. Is Innovation Always Beneficial? A Meta-Analysis of the Relationship between Innovation and Performance in SMEs. *Journal of Business Venturing*, 26(4): 441–457. DOI:<https://doi.org/10.1016/j.jbusvent.2009.12.002>
- [38] Salavou, H., Baltas, G., and Lioukas, S. 2004. Organisational Innovation in SMEs: The Importance of Strategic Orientation and Competitive Structure. *European Journal of Marketing*, 38(9/10): 1091–1112. DOI:<https://doi.org/10.1108/03090560410548889>

- [39] Sarabia, M., and Obeso, M. 2012. Knowledge Gained from Action and Reaction Learning in Small and Medium-Sized Enterprises: Two Sides of the Same Coin. *Bulletin of the American Society for Information Science and Technology*, 38(2): 58–63. DOI:<https://doi.org/10.1002/bult.2012.1720380213>
- [40] Saunila, M. 2014. Innovation Capability for SME Success: Perspectives of Financial and Operational Performance. *Journal of Advances in Management Research*, 11(2): 163–175. DOI:<https://doi.org/10.1108/JAMR-11-2013-0063>
- [41] Saunila, M., and Ukko, J. 2013. Facilitating Innovation Capability through Performance Measurement: A Study of Finnish SMEs. *Management Research Review*, 36(10): 991–1010. DOI:<https://doi.org/10.1108/MRR-11-2011-0252>
- [42] Savitz, L. A., Kaluzny, A. D., and Kelly, D. L. 2000. A Life Cycle Model of Continuous Clinical Process Innovation. *Journal of Healthcare Management*, 45(5): 307–316. DOI:<https://doi.org/10.1097/00115514-200009000-00007>
- [43] Slater, S. F., and Narver, J. C. 1995. Market Orientation and the Learning Organization. *Journal of Marketing*, 59(3): 63–74. DOI:<https://doi.org/10.1177/002224299505900306>
- [44] Soca, D. 2011. Relationship Marketing – The Key of the Success in Business. *Romanian Economic and Business Review*, 6(1): 177–183.
- [45] Sulisty, H., and Siyamtinah, S. 2016. Innovation Capability of SMEs through Entrepreneurship, Marketing Capability, Relational Capital and Empowerment. *Asia Pacific Management Review*, 21(4): 196–203. DOI:<https://doi.org/10.1016/j.apmr.2016.02.002>
- [46] Taherparvar, N., Esmailpour, R., and Dostar, M. 2014. Customer Knowledge Management, Innovation Capability and Business Performance: A Case Study of the Banking Industry. *Journal of Knowledge Management*, 18(3): 591–610. DOI:<https://doi.org/10.1108/JKM-11-2013-0446>
- [47] Tidd, J., and Bessant, J. R. 2018. *Managing Innovation: Integrating Technological, Market and Organizational Change* (6th ed.). New York: Wiley.
- [48] Veugelers, R. 2008. The Role of SMEs in Innovation in the EU: A Case for Policy Intervention? *Review of Business and Economics*, 53(3): 239–262.

Model of Improving Tourism Industry Performance through Innovation Capability

ORIGINALITY REPORT

18%

SIMILARITY INDEX

14%

INTERNET SOURCES

14%

PUBLICATIONS

%

STUDENT PAPERS

PRIMARY SOURCES

1

www.emeraldinsight.com

Internet Source

3%

2

www.inderscienceonline.com

Internet Source

2%

3

repository.stiesia.ac.id

Internet Source

2%

4

www.ijmas.org

Internet Source

1%

5

www.asis.org

Internet Source

1%

6

media.neliti.com

Internet Source

1%

7

Dimitrios Kafetzopoulos, Dimitris Skalkos. "An audit of innovation drivers: some empirical findings in Greek agri-food firms", European Journal of Innovation Management, 2019

Publication

1%

Zlatko Nedelko, Vojko Potocan. "chapter 3

8

Acceleration of Innovativeness in Organizations", IGI Global, 2019

Publication

<1 %

9

researchbank.rmit.edu.au

Internet Source

<1 %

10

Abubaker Haddud, Dorothy K. McAllen, Arthur R. DeSouza. "Chapter 4 Managing Technological Innovation in Digital Business Environments", Springer Science and Business Media LLC, 2018

Publication

<1 %

11

zombiedoc.com

Internet Source

<1 %

12

Hendar Hendar, Augusti Tae Ferdinand, Tatiek Nurhayati. "Introducing the religio-centric positional advantage to Indonesian small businesses", Management & Marketing, 2017

Publication

<1 %

13

jemi.edu.pl

Internet Source

<1 %

14

Mariapina Trunfio, Salvatore Campana. "Drivers and emerging innovations in knowledge-based destinations: Towards a research agenda", Journal of Destination Marketing & Management, 2019

Publication

<1 %

15

Sunil Venaik, David F Midgley, Timothy M Devinney. "Dual paths to performance: the impact of global pressures on MNC subsidiary conduct and performance", Journal of International Business Studies, 2005

Publication

<1 %

16

Publication

<1 %

17

Nor Hazana Abdullah, Eta Wahab, Alina Shamsuddin. "Human resource management practices as predictors of innovation among Johor SMEs", 2010 International Conference on Science and Social Research (CSSR 2010), 2010

Publication

<1 %

18

www.journalijar.com

Internet Source

<1 %

19

www.icommercecentral.com

Internet Source

<1 %

20

www.calitatea.srac.ro

Internet Source

<1 %

21

www.cek.ef.uni-lj.si

Internet Source

<1 %

22

riunet.upv.es

Internet Source

<1 %

23	Journal of Knowledge Management, Volume 18, Issue 1 (2014-03-28) Publication	<1 %
24	link.springer.com Internet Source	<1 %
25	repository.up.ac.za Internet Source	<1 %
26	GÜLŞEN AKMAN, CENGİZ YILMAZ. "INNOVATIVE CAPABILITY, INNOVATION STRATEGY AND MARKET ORIENTATION: AN EMPIRICAL ANALYSIS IN TURKISH SOFTWARE INDUSTRY", International Journal of Innovation Management, 2011 Publication	<1 %
27	journals.sagepub.com Internet Source	<1 %
28	www.sposci.com Internet Source	<1 %
29	Entrepreneurship Innovation and Economic Crisis, 2014. Publication	<1 %
30	Derya Findik, Berna Beyhan. "A Perceptual Measure of Innovation Performance: Firm-Level Evidence from Turkey", International Journal of Innovation and Technology Management, 2017 Publication	<1 %

31	www.nomos-elibrary.de Internet Source	<1 %
32	Asian Journal on Quality, Volume 9, Issue 2 (2012-08-06) Publication	<1 %
33	d-nb.info Internet Source	<1 %
34	www.esd-conference.com Internet Source	<1 %
35	www.tritonia.fi Internet Source	<1 %
36	ifrnd.org Internet Source	<1 %
37	Begoña Urgal, María A. Quintás, Raquel Arévalo-Tomé. "Knowledge resources and innovation performance: the mediation of innovation capability moderated by management commitment", Technology Analysis & Strategic Management, 2013 Publication	<1 %
38	parsproje.com Internet Source	<1 %
39	pdfs.semanticscholar.org Internet Source	<1 %

40

www.essex.ac.uk

Internet Source

<1 %

41

Kim, Seo Kyun, Bong Gyou Lee, Beom Soo Park, and Kyoung Seok Oh. "The effect of R&D, technology commercialization capabilities and innovation performance", Technological and Economic Development of Economy, 2011.

Publication

<1 %

42

www.tandfonline.com

Internet Source

<1 %

43

emeraldinsight.com

Internet Source

<1 %

44

Carmen Camarero, M^a José Garrido, Eva Vicente. "How cultural organizations' size and funding influence innovation and performance: the case of museums", Journal of Cultural Economics, 2011

Publication

<1 %

45

Shan, Juan, and Dominique R. Jolly. "Technological innovation capabilities, product strategy, and firm performance: The electronics industry in China : TECHNOLOGICAL INNOVATION CAPABILITIES, PRODUCT STRATEGY, AND FIRM PERFORMANCE", Canadian Journal of Administrative Sciences / Revue Canadienne des Sciences de l

<1 %

Administration, 2013.

Publication

46

Yuliansyah Yuliansyah, Bruce Gurd, Nafsiah Mohamed. "The significant of business strategy in improving organizational performance", Humanomics, 2017

Publication

<1 %

47

Gudergan, Siegfried P., Timothy Devinney, Nicole Franziska Richter, and R. Susan Ellis. "Strategic Implications for (Non-Equity) Alliance Performance", Long Range Planning, 2012.

Publication

<1 %

48

International Marketing Review, Volume 30, Issue 6 (2013-11-09)

Publication

<1 %

49

"Tourism, Culture and Heritage in a Smart Economy", Springer Science and Business Media LLC, 2017

Publication

<1 %

50

Katarzyna Czernek. "Tourism features as determinants of knowledge transfer in the process of tourist cooperation", Current Issues in Tourism, 2014

Publication

<1 %

51

Phong Ba Le, Hui Lei. "Determinants of innovation capability: the roles of transformational leadership, knowledge sharing

<1 %

and perceived organizational support", Journal of Knowledge Management, 2019

Publication

Exclude quotes On

Exclude matches Off

Exclude bibliography On